

Exhibit 10-B

CVS Health's 2015 Annual Report to Stockholders (including audited consolidated Financial Statements and the independent public accounting firm's report thereon) as well and CVS Health Form 10-K Filed with the SEC For Fiscal Year Ended December 31, 2015

What happens
when you start
with heart?



♥ **CVS**Health

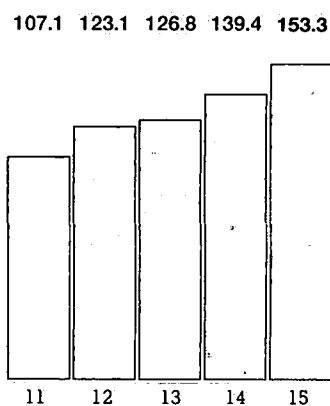
2015 Annual Report

Financial highlights

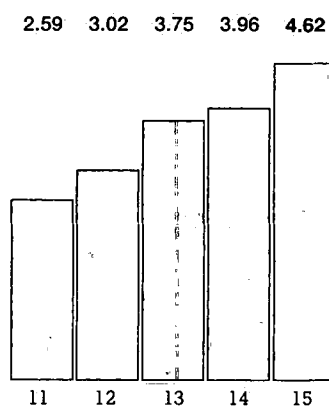
(in millions, except per share figures)	2015	2014	% change
Net revenues	\$ 153,290	\$ 139,367	10.0%
Operating profit	\$ 9,454	\$ 8,799	7.4%
Net income	\$ 5,239	\$ 4,644	12.8%
Diluted EPS from continuing operations	\$ 4.62	\$ 3.96	16.8%
Free cash flow*	\$ 6,456	\$ 6,516	(0.9%)
Stock price at year-end	\$ 97.77	\$ 96.31	1.5%
Market capitalization at year-end	\$ 107,645	\$ 109,800	(2.0%)

* Free cash flow is defined as net cash provided by operating activities less net additions to properties and equipment (i.e., additions to property and equipment plus proceeds from sale-leaseback transactions).

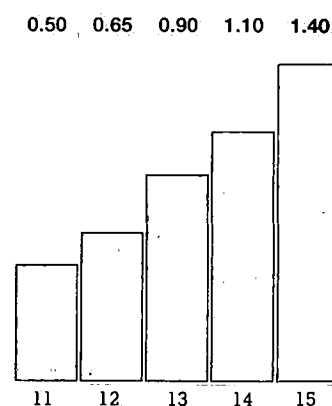
Net revenue
in billions of dollars



Diluted EPS from continuing operations
in dollars



Annual cash dividends
in dollars per common share



Dear Fellow Shareholders:

CVS Health enjoyed a successful 2015 that was highlighted by excellent performance across our enterprise and two key acquisitions that support our strategy for growth in an evolving health care market. That strategy is focused on creating superior value for patients, payors, and providers through an unmatched suite of integrated assets.

From our nationwide retail footprint to our leading pharmacy benefits management (PBM) and specialty businesses, and now our leading presence in long-term pharmacy care, we have forged a competitive advantage that is helping us benefit from a broad range of market trends. They include the implementation of the Affordable Care Act, the aging U.S. population, and increased prescription utilization. Of the roughly 710 million prescriptions added to the market over the past five years, CVS Health has captured 39 percent through one of our dispensing channels. In other words, we are growing our share of an expanding market.

CVS Health is truly a one-of-a-kind company that helps patients get the care they need through the channel that works best for them. Products such as Maintenance Choice®, Specialty Connect™, and Pharmacy Advisor® remain unmatched in the marketplace. In specialty, we have unparalleled capabilities to holistically manage patients, provide clinical support, and drive superior outcomes. As clients look to drive down overall health care costs, our growing volumes—along with our Red Oak generic sourcing venture with Cardinal Health—create unparalleled scale and purchasing expertise that help them best accomplish this.

And we certainly aren't standing still. We broadened our reach in 2015 with the acquisition of Omnicare, the nation's leading provider of pharmacy services to the long-term care market. Omnicare dispenses 100 million scripts annually to approximately 2 million patients. We also grew our core pharmacy business with the purchase of more than 1,670 pharmacies and nearly 80 retail clinics from Target Corporation. This transaction, which closed in December, expanded our pharmacy count by 20 percent and our number of clinics by 8 percent. I'll have more to say about both of these acquisitions, but let me first offer a brief overview of CVS Health's financial performance.

Larry J. Merlo

President and Chief Executive Officer



Record revenue and earnings helped us return more than \$6 billion to shareholders

Once again, we met or exceeded all of our key financial targets through our ongoing focus on three pillars that we consider essential to maximizing shareholder value:

- Productive, long-term growth;
- Generating significant free cash flow; and
- Optimizing capital allocation.

Net revenues for the year increased 10 percent to a record \$153 billion, while adjusted earnings per share (EPS) rose nearly 15 percent to \$5.16 on a comparable basis. That excludes amortization, acquisition-related costs, and a charge related to a disputed 1999 legal settlement in 2015; it excludes amortization and the loss on the early extinguishment of debt in 2014. Looking back at the steady state targets we introduced in 2010 for the subsequent five-year period, I am happy to report that the company's growth hit the higher end of each target range. Operating profit has risen at a 10 percent compounded annual growth rate (CAGR), while adjusted EPS has grown at a 14 percent CAGR.

CVS Health generated \$6.5 billion in free cash flow during 2015 and returned more than \$6 billion to shareholders through dividends and share repurchases. Our board of directors increased our quarterly dividend by 27 percent and approved an additional 21 percent increase for 2016. That marks our 13th consecutive year of increases and keeps us on track to reach a 35 percent dividend payout ratio target by 2018. We expect to return more than \$5 billion to shareholders in 2016 through dividends and share repurchases.

The Omnicare and Target deals represent efficient strategic uses of our capital that will help drive long-term growth. Even after financing both acquisitions through debt, we still have a strong balance sheet with well-laddered debt maturities. We maintain a high triple-B credit rating that allows CVS Health to continue to effectively finance the working capital needs of the company.

While the stock market has been tumultuous, CVS Health shares produced a total return of 2.9 percent in 2015 to outperform the major indices. Over the same period, the S&P 500 Index and the Dow Jones Industrial Average returned 1.4 percent and 0.2 percent, respectively. We have notably outperformed these indices on a three-, five-, and 10-year basis as well.

High retention rates and new business wins reflect the value of the CVS Caremark® PBM model

The capabilities of CVS Caremark remain unmatched in the PBM marketplace, fueling strong top- and bottom-line

growth in 2015. Another highly successful selling season resulted in \$14.8 billion in gross new client business to start 2016. While health plans accounted for roughly 80 percent of our wins, we were also very successful in the employer segment with more than 90 new clients totaling \$1.8 billion in revenue. With a 98 percent client retention rate, net new client business for 2016 totaled \$12.7 billion.

ADDING SHAREHOLDER VALUE

CVS Health generated \$6.5 billion in free cash flow during 2015 and returned more than \$6 billion to shareholders through dividends and share repurchases.

We are winning with our strong record of service and execution, our competitive pricing, and by bringing unique solutions to the market to meet a broad range of client concerns. Surveys have shown that cost control is our clients' top priority. This is followed by a variety of additional factors, with each of our client channels having different priorities. Our flexibility and expertise in addressing them has certainly been key to our success.

We led the market with the first formulary exclusions in 2012, ensuring patient access to high-quality medications at the lowest possible cost to clients. Since that time, we've identified additional exclusions on an annual basis. Most recently, we took bold steps in 2015 with Hepatitis C medications and PCSK9 inhibitors. These expensive therapies are key potential drivers of rising costs—or "trend"—for clients. Through our strategies, we expect to have saved clients \$6.4 billion for the five-year period through 2016. Oversight and strategic pharmacy management cut our clients' trend by more than half in 2015, despite record levels of drug price increases. This past year we also launched a valuable surveillance and reporting tool—Interactive Rx Insights—that allows our sales team to simulate the impact of plan designs and show clients how specific solutions reduce the impact of trend drivers.

Our Medicare Part D (Med D) business had another successful Annual Enrollment Period for 2016. The SilverScript® Prescription Drug Plan (PDP) added 500,000 lives, raising total enrollment to 5 million captive PDP lives, including Employee Group Waiver Plans. When

adding the Med D lives we manage for our health plan clients, the total rises to more than 11 million Med D lives under management, up 41 percent from the prior year, and making us the clear leader in the Med D space. Through our enterprise clinical capabilities, we have an unmatched ability to drive Med D Star ratings—for SilverScript as well as our health plan clients' offerings. In fact, SilverScript was the largest PDP to achieve a four-star rating, and 73 percent of our clients' lives were enrolled in a high performing plan for the 2016 plan year.

Our specialty business, with its breadth of offerings, has been a key driver of revenue gains

Throughout 2015, we continued to capture an outsized share of the specialty market, the industry's fastest-growing sector. Our CVS Specialty™ business is the nation's largest, and our growth has outpaced both the industry overall and that of our nearest competitor. In 2015, revenues from the specialty drugs we dispensed and managed across the enterprise totaled nearly \$40 billion, increasing 32 percent over the prior year.

CVS Specialty offers all the traditional capabilities that payors expect from a specialty pharmacy. We've raised the bar as well by offering a unique range of differentiated solutions through our integrated model. Take our highly popular Specialty Connect™ offering, which gives specialty patients the option of picking up their

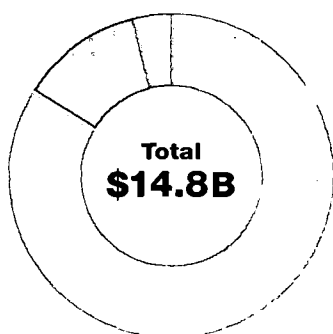
medications at any CVS Pharmacy® location or having the medication delivered by mail. More than 54 percent of our specialty patients prefer in-store pickup—along with the opportunity to consult with a pharmacist face-to-face—and we've served more than 100,000 of them in this way since we rolled out the program in 2014. Among specialty patients that opt for in-store pickup, we've seen adherence improve by 11.4 percent.

Our differentiated offerings also include Accordant® rare disease case management and Coram® infusion services, both of which make CVS Specialty particularly attractive to manufacturers who want to launch new drugs through limited distribution networks. Only CVS Specialty has the NovoLogix® technology platform, enabling us to help our clients manage all specialty medications including those paid under the medical benefit.

Retail pharmacy growth has outpaced our competitors while the Target deal further broadens our reach

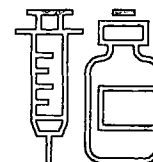
At CVS Pharmacy, same store sales increased 1.7 percent in 2015. Pharmacy same store sales rose 4.5 percent, while front store same store sales decreased 5 percent, driven primarily by our exit from tobacco sales in 2014. CVS Pharmacy filled 21.6 percent of all retail prescriptions in 2015 to lead the U.S. retail drugstore market. In fact, our retail prescription business has grown at twice the rate of the overall market since 2010.

Gross new business wins to start 2016



- ▮ 84% Health Plan
- ▮ 12% Employer
- ▮ 4% Government

With a client retention rate of 98%, net new business for 2016 totaled **\$12.7B**



\$40 billion
in revenues from specialty drugs dispensed and managed across the enterprise



CVS Pharmacy filled

21.6%
of all retail prescriptions in 2015 to lead the U.S. retail drugstore market

Although our integrated model has certainly played a key role in these results, nearly 44 percent of our prescription growth since 2013 has been driven by share gains from non-CVS Caremark payors. This is due in part to the many programs we have put in place to provide all customers with excellent service and value. Our growth has also led to valuable economies of scale. For example, our labor cost to fill prescriptions has fallen by approximately 13 percent (excluding wage inflation) over the past five years.

Our stores are also playing an important role in what we call the *retailization* of health care. With the rise in consumer-directed health plans, it is imperative that patients stay on their medications. We encourage appropriate patient behavior through our industry-leading adherence programs. Additionally, the Affordable Care Act has led increasing numbers of individuals to choose their own health plans on public exchanges. We can effectively support health plan partners with in-store displays and service centers that support their outreach efforts.

I've already touched on the Target deal, which has expanded our presence to regions such as Seattle, Denver, Portland, and Salt Lake City. Across the enterprise, you can now find a CVS Health location in every U.S. state. We are currently in the process of rebranding these assets as CVS Pharmacy® and MinuteClinic® locations. CVS Pharmacy stores have typically filled twice the number of prescriptions as Target pharmacies, so these new locations represent a significant opportunity to drive script growth and profitability. In addition to the acquired Target locations, we opened 161 new stores in 2015. Factoring in closings, net units increased by 130 stores.

For our PBM business, members now have approximately 9,600 CVS Pharmacy locations to choose from. That's up from about 7,800 in 2014. This enhances the relevance of Pharmacy Advisor, Maintenance Choice, and our other integrated offerings since more members will benefit from easier access to them.

Health and Beauty and ExtraCare® are driving front store gains; CVS MinuteClinic™ expands its scope of services

In the front of the store, our average basket size in 2015 (after excluding the impact of our exit from tobacco) increased 2 percent—and 4 percent in our core health and beauty businesses. These results are gratifying given the lackluster trend in overall shopping visits across the retail landscape. Health and beauty offer higher margins and growth opportunities than other front store categories, and we are expanding our emphasis on both through a combination of store

remodelings, merchandising enhancements, and improved product mix.

Among other front store initiatives, shoppers have responded enthusiastically to our expanded healthy food options. We've also continued to strengthen our position with Hispanic customers, the fastest-growing demographic in the United States, by launching CVS Pharmacy *y más*™ in 12 locations in Miami. These stores offer hundreds of Hispanic products and services not found in traditional drugstores, and we saw sales in the test stores increase by an average of 10 percent. We expect to expand on this concept in 2016.

We have more ways in which we can assist patients to help drive adherence and improve outcomes.

The ExtraCare loyalty program, now in its 18th year, continues to play an indispensable role in driving profitable front store sales across all our stores. It helps identify our higher-value shoppers so we can build on our relationship with them through personalized promotions. Such shoppers represent 30 percent of our retail customer base, but they are responsible for driving more than 80 percent of sales in the front of the store.

It has been more than a year since we stopped selling tobacco in our stores, a move that better aligned our business practices with our goals as a health care company. At the time, we also reasoned that removing a convenient location to buy cigarettes could decrease overall tobacco use. A new study conducted by our CVS Health Research Institute has shown that approximately 95 million fewer packs were sold in states where CVS Pharmacy has a 15 percent or greater share of the retail pharmacy market compared to states without a large CVS Pharmacy presence. We continue to promote smoking cessation in a variety of other ways, with our 30,000 pharmacists and 3,100 nurse practitioners taking the lead.

The expansion of CVS MinuteClinic continued in 2015, with the number of locations at year end totaling 1,135 in 33 states and Washington, D.C. That includes the 79 clinics we acquired from Target. More than 50 percent of the U.S. population now lives within 10 miles of a

MinuteClinic, and we operate more retail clinics than all our competitors combined. CVS MinuteClinic plays an important, complementary role with traditional medical practices. Through our 2015 implementation of the Epic electronic health record platform, we are now sharing information with approximately 275 health systems and provider organizations. The Epic platform has also allowed us to expand the CVS MinuteClinic scope of services to cover 28 of the 50 most common primary care diagnoses.

CVS MinuteClinic has been exploring a number of transformative digital offerings, such as telehealth, to improve access and convenience. This is just one of the many ways in which we have been working to enhance our digital capabilities across the enterprise to strengthen engagement with patients and providers. For example, we've added several features to the CVS Pharmacy app that have improved the customer experience in the pharmacy as well as the front of the store. Benefits include improved adherence as well as savings of both time and money.

The aging population has created new growth opportunities and was a key driver of our Omnicare acquisition

The nation's aging population will play a major role in the evolving health care market, and it will create new opportunities for CVS Health. The number of people 65 or older is expected to grow 18 percent in just the next five years—and 38 percent through 2025. This demographic utilizes more than double the number of prescriptions of the under-65 population, creating a long-term tailwind for the industry. Increased utilization, combined with growth in specialty medications, is expected to fuel a 6 percent rise in prescription expenditures annually over the next decade.

With this projected growth in prescription expenditures, it's important to keep in mind that pharmacy care remains the most cost-effective way of reducing overall health care costs. Getting and keeping patients on the necessary medications to manage chronic diseases can drive billions of dollars in costs out of the system. Compared with our peers, we have more ways in which we can touch patients to help drive adherence and improve outcomes—from our retail, mail, and specialty pharmacies to our MinuteClinic locations and now through Omnicare.

Approximately 70 percent of people over age 65 are likely to require some form of long-term care service and support. The Omnicare acquisition bolsters our ability to serve this population across the continuum of senior care. Omnicare's nationwide footprint includes a significant presence in both the assisted living and skilled nursing


facility settings, giving us broad reach and an ability to leverage clinical insights to improve care.

Through our combined enterprise assets, we will also bridge some of the historic gaps in Omnicare's offerings to better address the unmet needs of these high-risk populations. For example, Omnicare's robust offering for the skilled nursing facility market did not include a complete solution to address care coordination issues during a patient's admittance or discharge. With roughly 9,600 retail locations, we can ensure the timeliness of medication adherence through first-fill and emergency prescriptions, reducing the potential for costly hospital readmissions. In addition, we've launched an integrated discharge solution that will coordinate care and offer the CVS Health suite of services to patients returning home. We are developing integrated solutions for the assisted living, independent living, and home care markets as well.

Before signing off, I must note with pride the more than \$80 million we contributed to our communities in 2015 through the CVS Health Foundation, CVS Health Charity Classic, corporate grants, gifts in-kind, and employee giving. That total also includes the more than \$7.5 million raised for the American Lung Association's LUNG FORCE as well as Stand Up to Cancer through our two in-store campaigns. Moreover, our remarkable colleagues volunteered their time to a broad range of community outreach programs and donated nearly \$1 million to the causes they care most about. They also supported the CVS Health Employee Relief Fund that helps colleagues who have suffered significant hardship as a result of a natural disaster, family death, medical emergency, or other unforeseen events.

In closing, I am confident that our leadership across the pharmacy spectrum will help us continue to drive superior value for our health care partners and shareholders. As we expand our core pharmacy business, we will also broaden our reach into new health care channels and make investments to drive sustainable enterprise growth. On behalf of our board of directors and our more than 240,000 colleagues who work hard each and every day to help people on their path to better health, thank you for investing in CVS Health.


Sincerely,



Larry J. Merlo
President and Chief Executive Officer

February 9, 2016





Health care is our business, and better health is our purpose. So when we develop solutions for the substantial challenges facing patients, payors, and providers, we begin with more than just a focus on the bottom line. We also start...with heart.

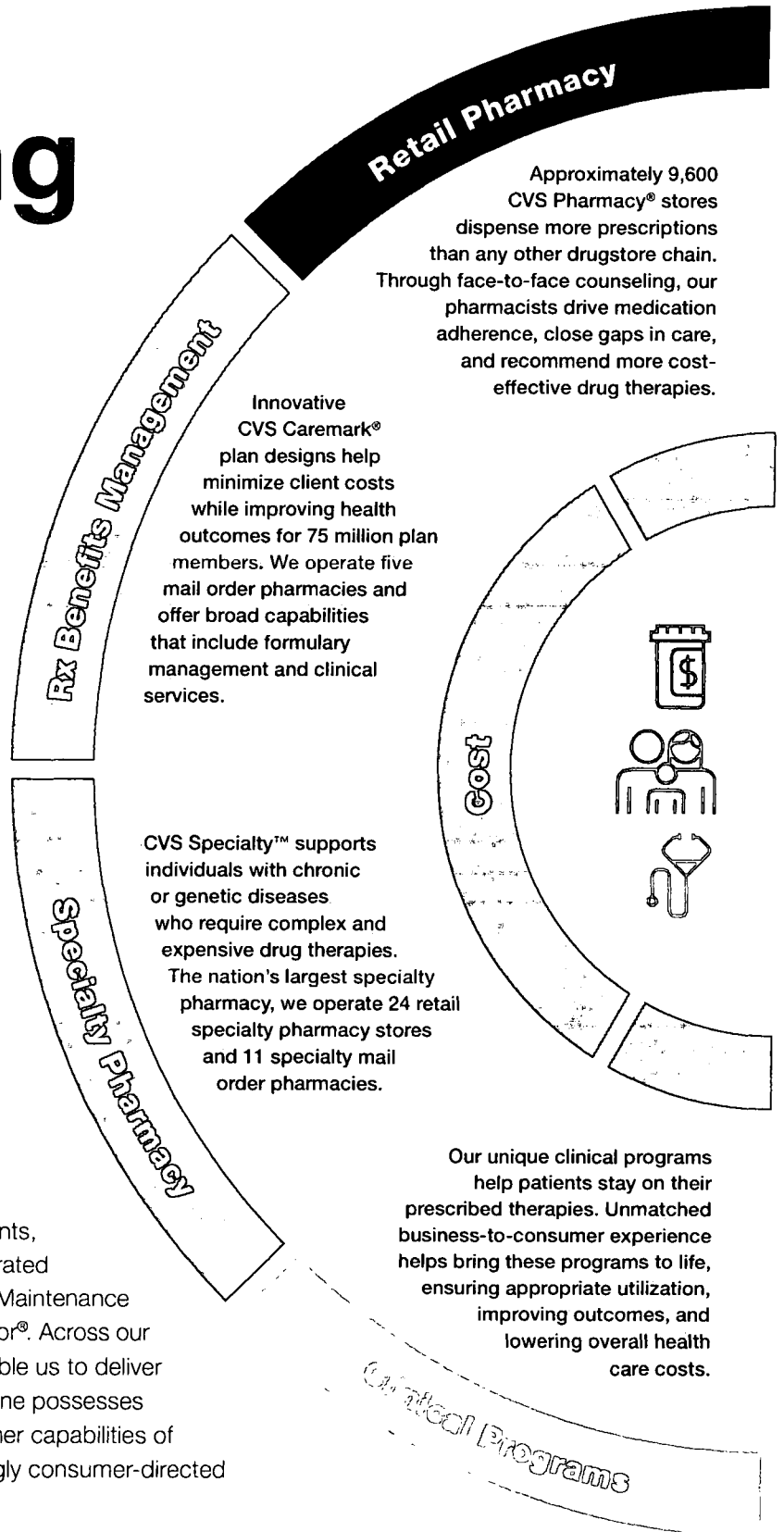
Every day, CVS Health has the opportunity to make a positive impact on the lives of millions of people and help them on their path to better health. In a constantly evolving health care environment, that's a responsibility we take seriously. What happens when you start with heart? We invite you to turn the page and learn more.

when you start with heart,

everything comes together

Our extensive suite of assets positions CVS Health to play an important role in solving the cost, quality, and access issues of an evolving health care market.

When it comes to tackling health care's ongoing challenges, more innovative offerings are definitely needed. That's why CVS Health has assembled the most comprehensive suite of assets in the business. Think of us as a "category of one." You may know the CVS name best for our convenient CVS Pharmacy® locations, but we are also a leader in pharmacy benefits, specialty pharmacy, infusion, retail clinics, and now long-term pharmacy care. This combination has allowed us to partner more broadly across the health care landscape than our competitors, forging strong connections with patients, payors, and providers alike. And it has led to integrated and groundbreaking adherence solutions such as Maintenance Choice®, Specialty Connect™, and Pharmacy Advisor®. Across our enterprise, deep clinical expertise and insights enable us to deliver superior outcomes at a lower cost. Moreover, no one possesses the business-to-business *and* business-to-consumer capabilities of CVS Health. That gives us an edge in an increasingly consumer-directed health care environment.



Retail Clinics

At more than 1,100 MinuteClinic® locations, our nurse practitioners and physician assistants diagnose and treat minor health conditions, perform health screenings, monitor chronic conditions, provide wellness services, and deliver vaccinations.

Our Coram® business is one of the nation's largest providers of comprehensive infusion services. It cares for 140,000 patients annually through a national network of more than 85 locations as well as the largest home infusion network in the United States.

Omnicare® is a leading provider of pharmacy services to the long-term care market. Acquired in 2015, it enhances our service offerings to address the needs of an aging population across the continuum of senior care.

The NovoLogix® platform allows us to manage claims for drugs covered under the medical benefit with the same precision we apply to pharmacy benefits. Such drugs are usually administered in a physician's office, an infusion suite, or a patient's home.

Medical Claims Editing

Infusion Services

Long-Term Care Pharmacy

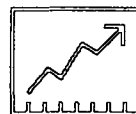
Quality

Payors

Patients

Providers

Access



\$153 billion

in enterprise revenue in 2015,
more than 85% in health care



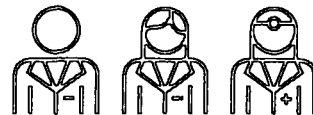
5 million

customers per day in our retail pharmacies



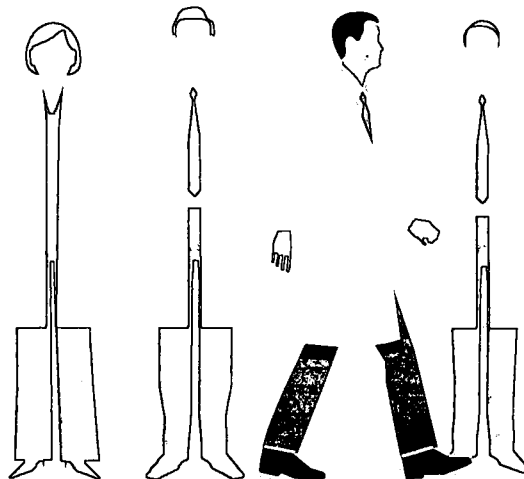
1.9 billion

prescriptions dispensed or managed annually



243,000

colleagues across all 50 states, Washington, D.C., Puerto Rico, and Brazil



when you start with heart,

you do things differently

CVS Caremark provides clinical solutions that no other pharmacy benefits manager (PBM) can match currently.

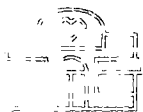
Our clients and plan members enjoy all the services of a best-in-class PBM. And with easy access to CVS Pharmacy locations from coast to coast, members benefit from our unique, integrated solutions. Take Maintenance Choice, which gives plan members the option of receiving their maintenance medications by mail or picking them up at one of our retail stores. Helping customers get their prescriptions in the way that works best for them is one of the keys to driving better outcomes. Our Pharmacy Advisor program for patients with chronic conditions engages plan members face-to-face when they fill prescriptions in our stores as well as by mail and through our call centers. It has delivered 15.6 million interventions to date, increasing adherence by 4 percent and reducing gaps in care by 7.5 percent. For our clients, every member who achieves optimal adherence reduces their overall costs. No wonder our PBM satisfaction rate exceeds 95 percent among clients and members alike.



Clients have made Maintenance Choice available to

23 million

members to date, and adoption continues to grow



9,600

CVS Pharmacy stores offer Maintenance Choice

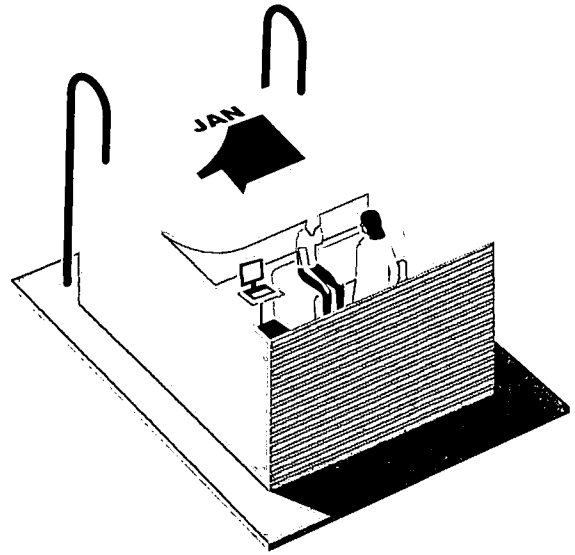


15.6 million

interventions delivered through Pharmacy Advisor, driving 4% improvement in adherence

when you start with heart,

care doesn't take a day off



More than 28 million patient visits have taken place at MinuteClinic since its inception, and our physicians assistants and nurse practitioners continue to provide high-quality, cost-effective care.

The nation's largest operator of retail clinics has long been a convenient, cost-effective option for the treatment of strep throat, ear infections, and other common family ailments. Typically found inside CVS Pharmacy stores—and now in select Target locations—MinuteClinic is open seven days a week with no appointment required. More than 250 insurance carriers, offering multiple plans nationwide, now cover its visits in-network. The adoption of the Epic electronic health record platform has accelerated the expansion of the MinuteClinic scope of services. MinuteClinic now treats a broader range of acute conditions, adding 11 such conditions over the past year alone, including gastrointestinal illness and musculoskeletal pain. Through affiliations with 63 major health systems, MinuteClinic also provides access to clinical support, chronic disease monitoring, and wellness programs. As one of the many CVS Health integrated offerings, clients have increasingly incorporated MinuteClinic into their CVS Caremark plan designs. The result has been improved health care access for members and lower costs for clients.



More than **50%**
of the U.S. population lives within
10 miles of a MinuteClinic



1,135
MinuteClinic
locations
at the end
of 2015



63
affiliations with
major health
systems across
the U.S.



when you start with heart,

a conversation goes a long way

CVS Pharmacy fills more than one in every five prescriptions in the United States, and this leadership role positions us to drive improvements in medication adherence.

It's no secret that proper use of prescription drugs is the most cost-effective way of treating illness. Yet getting patients on the right regimens and keeping them adherent is a challenge that results in \$300 billion in avoidable costs annually. With approximately 9,600 retail pharmacies across the country, CVS Pharmacy leverages the power of the face-to-face interactions that take place daily between our 30,000 pharmacists and our customers. They have helped us achieve the best adherence numbers in the industry. Moreover, we use advanced analytics to tailor interventions based on customer preferences and demographics. For example, a patient who has been on a medication for many years requires different services than one who is picking up a prescription for the very first time. Among our newest solutions, ScriptSync™ enables patients with multiple medications to consolidate eligible maintenance prescriptions to one monthly pickup date. By reducing the number of trips a customer has to make, we're removing yet another barrier to good health.



CVS Pharmacy adherence rates are, on average, **6 percentage points** better than for our peers for diabetes, cholesterol, and hypertension therapies



Lack of adherence costs the U.S. health care system an estimated **\$300 billion** annually



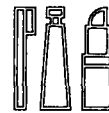
ScriptSync enrolled **600,000** patients in 2015



22%
of CVS Pharmacy
front store sales
are generated by
store brands




80%
of front store
transactions
use the
ExtraCare card



6,000+
unique store brand
products

when you start with heart,

you put the customer first



We continue to improve the shopping experience for retail customers with valuable savings options and an improved product assortment.

Let's start with the popular ExtraCare loyalty program, which saved our approximately 70 million active cardholders nearly \$4 billion in 2015. Moreover, it has allowed us to personalize circulars based on the categories and products that interest each customer most. Customers who shop the health and beauty aisles are enjoying an expanded product assortment and a variety of other in-store enhancements. We focus on selling sustainably sourced products and evaluate them for potentially harmful ingredients. Following our exit from tobacco sales, we've expanded our Better-For-You healthy foods offerings in key segments such as nutrition bars and high protein snacks. The result? Nearly 75 percent of customers have said that they intend to shop us more for on-the-go snacking. Shoppers also increasingly choose our store brands, sales of which are growing at more than double the industry average. Our customers value the lower prices of these high-quality alternatives to national brands, and we benefit from the higher margins they provide. Our latest offerings include CVS Health® branded health products, Gold Emblem Abound™ healthy food, and our Beauty 360™ line, to name just a few.



Only
5% to 7%
of Target customers have historically used a Target pharmacy, a significant opportunity to drive script growth and profitability



76%
of the U.S. population now lives within **5 miles** of a CVS Pharmacy

when you start with heart,

life gets a little easier




Patients count on the convenience of CVS Pharmacy locations, and our 2015 acquisition of Target's pharmacy and clinic businesses makes it even easier to reach us.

We're always in pursuit of ways to expand access to pharmacy care and improve outcomes. The latest example? Our ambitious partnership with Target. It adds more than 1,670 pharmacies—and nearly 80 retail clinics—in existing CVS Pharmacy markets as well as many new ones. That means patients can now seamlessly fill acute care scripts at their CVS Pharmacy down the block or pick up maintenance medications while shopping at their favorite Target. As we convert these store-within-a-store locations to the CVS Pharmacy and MinuteClinic brands, we'll roll out ScriptSync and all the other services customers have come to expect from our pharmacists and nurse practitioners. For millions of CVS Caremark plan members, the Target deal puts more of our pharmacies within easy driving distance. That has allowed many more plan members to reap the benefits of our Maintenance Choice program. Other CVS Health integrated offerings—Pharmacy Advisor and Specialty Connect among them—are on the way as well.

when you start with heart,

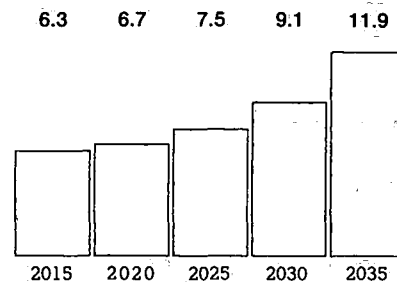
you make a long-term commitment



Dispensing 100 million scripts annually, Omnicare is the leading pharmacy provider to the elderly in chronic care settings.

Aging comes with its share of challenges, and the U.S. over-65 population is rising steadily. CVS Health has long served seniors through our retail pharmacy network, our SilverScript Medicare Part D prescription drug plan, and with our unmatched specialty solutions, to name just a few examples. With the 2015 acquisition of Omnicare, we now provide seniors with pharmacy services even further along the continuum of care. Roughly 70 percent will eventually require some form of long-term care service and support. Omnicare is the market leader among skilled nursing and assisted living facilities, with a reputation for robust clinical services that drive better outcomes. Together, CVS Health and Omnicare can leverage clinical insights to take pharmacy care for this vulnerable population to the next level. Our integrated solutions will address the unmet needs of patients in skilled nursing, assisted living, independent living, and home settings. And since 80 percent of the residents that Omnicare serves live within five miles of a CVS Pharmacy, getting access to the medications they need has never been easier.

U.S. Population Over Age 85
in millions (estimated)



10,000

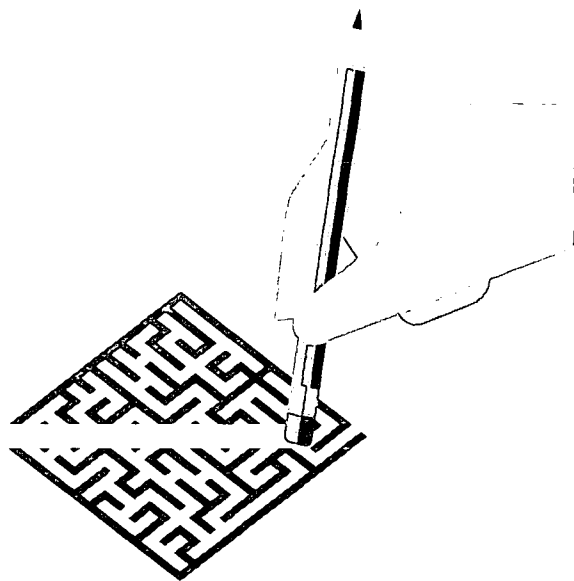
baby boomers turn 65 every day

70%

of people turning age 65 can expect to use some form of long-term care

when you start with heart,

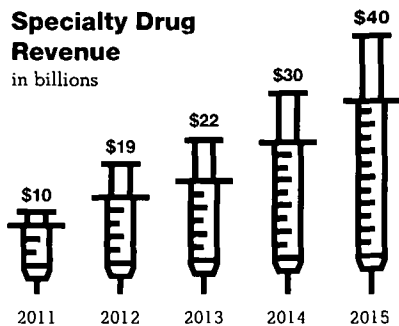
complex challenges get simpler



CVS Specialty solutions are driving better outcomes while addressing rising costs in the fastest-growing pharmacy segment.


For people with complex medical conditions, specialty drugs can literally be lifesavers. With so many promising new specialty drugs in the pipeline, this market's annual sales are expected to reach \$130 billion in 2016—and \$220 billion just four years after that. As the nation's largest specialty pharmacy, we've developed solutions that improve patient care while helping to control these soaring costs. For example, only CVS Specialty has embedded certified rare disease care management nurses from our Accordant subsidiary into the specialty pharmacy process. This resulted in an objective improvement in clinical quality and significantly reduced disease-related hospitalizations and emergency room visits. Customers have embraced Specialty Connect, which gives them the flexibility of picking up their medications at any CVS Pharmacy instead of waiting for home delivery. This integrated offering has led to significant gains in adherence. And only CVS Specialty has the tools to manage payor costs for *all* specialty medications, including those that are infused or paid under the medical benefit.

Specialty Drug Revenue
in billions



CVS Specialty is a market leader, with nearly

\$40 billion
in specialty revenues in 2015



Digitally engaged patients fill
2.4x
the number of prescriptions
as other patients, making
them more adherent to their
medications

when you start with heart,

you're always in touch

Our digital innovations create a better experience for customers, with adherence and savings tools that drive loyalty.




CVS Health customers are getting a lot out of their smartphones these days. More than 35 percent have enrolled to receive text messages containing prescription refill reminders and status updates. And we've made our CVS Pharmacy mobile app more useful than ever. Its Reminder Tool alerts customers to take their medications, while Mobile Prescription Pickup increases privacy at the pharmacy counter. Customers can simply present a unique barcode with all the necessary information required for pickup, eliminating the need to provide name and date of birth. Shoppers love the myWeekly Ad feature, which displays personalized offers, ExtraCare savings, and sales on favorite items throughout the store. MinuteClinic patients are experiencing the efficiency of a mobile solution we're piloting that shows wait times for all of our clinics and offers the ability to sign up for online queuing. Users of the CVS Specialty app can seamlessly select their delivery option each time they order, choosing mail or in-store pickup through our Specialty Connect product. What's next? Our apps will soon include facial recognition, making account login a breeze.

when you start with heart,

communities can count on you

CVS Health has made community health and wellness central to our charge for a better world.



From the 2015 deployment of telehealth to the launch of new digital pharmacy tools that drive adherence, CVS Health innovations are increasing access to care and making it more affordable. Such *Health in Action* initiatives can be seen in a variety of other ways across the enterprise, including the ongoing expansion of our Gold Emblem Abound line of healthy snacks. These products are free of artificial flavors and preservatives and contain zero grams of trans fat. We removed tobacco products from our stores more than a year ago, and this past year the CVS Health Foundation announced a five-year, \$5 million commitment to the Campaign for Tobacco Free Kids. We've also partnered with Scholastic to provide nearly 3 million children and their parents with resources on the dangers of smoking. And Project Health, which provides free health screenings to patients, reached nearly 89,000 people in 2015. These events, which take place in communities across the country, support underserved populations and focus on diabetes and hypertension.



More than
100

Gold Emblem
Abound™ products
now available



Over
1,100

Project Health
events in 2015



Nearly
3 million

kids educated
about the dangers
of smoking through
our partnership
with Scholastic



15%

carbon reduction
goal for 2018




850

stores underwent LED
lighting retrofits in 2015,
with another **1,450**
scheduled for 2016

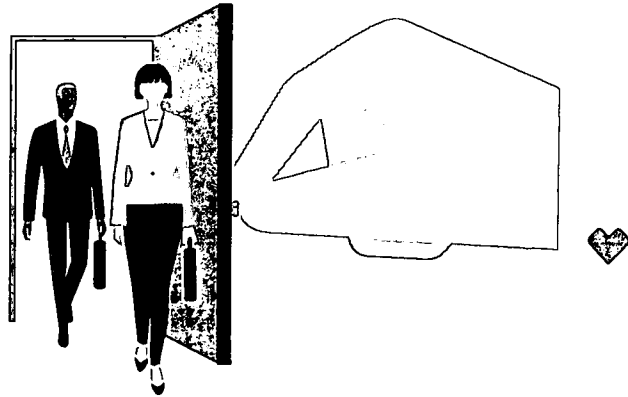
when you start with heart,

you leave a lighter footprint



We've made significant progress in reducing greenhouse gas (GHG) emissions and in improving the ingredients in our products.

With approximately 9,600 retail locations, it has never been easier to find a CVS Pharmacy store. We're proud of our growth, but CVS Health also has a responsibility to mitigate the environmental impact of our operations. Among our *Planet in Balance* initiatives, we continuously measure and try to reduce our energy use, water use, GHG emissions, and waste. We've lowered our carbon intensity per square foot of retail space by double digits through 2015—compared to a 2010 baseline—primarily due to ongoing LED lighting upgrades and fleet efficiency initiatives. CVS Health is working to reach a 15 percent reduction goal by 2018. A commitment to integrating green building concepts in new store designs and retrofits will help us in our efforts to get there. We are also making meaningful changes to the ingredients in our store brands. In 2015, we phased out the use of microbeads in beauty and personal care products because of their role in plastic particle water pollution and moved closer to adopting the Roundtable on Sustainable Palm Oil's sourcing guidelines.



when you start with heart,

you create valuable opportunities


We leverage the power of CVS Health to create economic opportunities and value across our communities.

Investors aren't the only people benefiting from our success. More than 240,000 colleagues enjoy a safe, rewarding, and inclusive workplace every day. As part of our *Leader in Growth* initiatives, we will have transitioned 100,000 people from public assistance to meaningful jobs and career paths at CVS Health by the end of 2016. And thanks to our scale and reputation, we're a valued recruiting partner in our communities. For example, CVS Health will become the first company permitted to open shop on a military base for recruiting purposes when our hiring and training center launches in 2016 at Fort Bragg, North Carolina. CVS Health has long demonstrated a commitment to supporting diverse suppliers, including minority- and women-owned enterprises, disability-owned enterprises, and many others. We spent \$913 million on goods and services provided by such companies in 2015. Moreover, we teamed recently with Roger Williams University to launch the CVS Health Executive Learning Program for Diverse Suppliers. It offers training opportunities and the chance for diverse business leaders from across the country to expand their skill levels and growth potential in areas such as management, technology, finance, and human resources.



100,000

people helped to transition from public assistance to meaningful jobs by the end of 2016



\$913 million

spent with diverse suppliers in 2015

2015

Financial Report

- 22** Management's Discussion and Analysis of Financial Condition and Results of Operations
- 51** Management's Report on Internal Control Over Financial Reporting
- 52** Report of Ernst & Young LLP, Independent Registered Public Accounting Firm
- 53** Consolidated Statements of Income
- 54** Consolidated Statements of Comprehensive Income
- 55** Consolidated Balance Sheets
- 56** Consolidated Statements of Cash Flows
- 57** Consolidated Statements of Shareholders' Equity
- 58** Notes to Consolidated Financial Statements
- 98** Five-Year Financial Summary
- 99** Report of Ernst & Young LLP, Independent Registered Public Accounting Firm
- 100** Stock Performance Graph

Management's Discussion and Analysis

of Financial Condition and Results of Operations

The following discussion and analysis should be read in conjunction with our audited consolidated financial statements and Cautionary Statement Concerning Forward-Looking Statements that are included in this Annual Report.

Overview of Our Business

CVS Health Corporation, together with its subsidiaries (collectively "CVS Health," the "Company," "we," "our" or "us"), is a pharmacy innovation company helping people on their path to better health. At the forefront of a changing health care landscape, the Company has an unmatched suite of capabilities and the expertise needed to drive innovations that will help shape the future of health.

We are currently the only integrated pharmacy health care company with the ability to impact consumers, payors, and providers with innovative, channel-agnostic solutions. We have a deep understanding of their diverse needs through our unique integrated model, and we are bringing them innovative solutions that help increase access to quality care, deliver better health outcomes, and lower overall health care costs.

Through our approximately 9,600 retail pharmacies, more than 1,100 walk-in health care clinics, a leading pharmacy benefits manager with more than 75 million plan members, a dedicated senior pharmacy care business serving more than one million patients per year, and expanding specialty pharmacy services, we enable people, businesses, and communities to manage health in more affordable, effective ways. We are delivering break-through products and services, from advising patients on their medications at our CVS Pharmacy[®] locations, to introducing unique programs to help control costs for our clients at CVS Caremark[®], to innovating how care is delivered to our patients with complex conditions through CVS Specialty[™], to improving pharmacy care for the senior community through Omnicare[®], or by expanding access to high-quality, low-cost care at CVS MinuteClinic[™].

On August 18, 2015, the Company acquired 100% of the outstanding common shares and voting interests of Omnicare, Inc. ("Omnicare"), for \$98 per share for a total of \$9.6 billion and assumed long-term debt with a fair value of approximately \$3.1 billion. Omnicare is a leading pharmaceutical care company that specializes in the management of long-term care pharmacy services. As a result of the acquisition of Omnicare, the Company's segments have been expanded. The Company's Pharmacy Services Segment now also includes the specialty pharmacy operations of Omnicare. The Company's Retail Pharmacy Segment has been renamed the "Retail/LTC Segment" and now also includes the long-term care ("LTC") operations, as well as the commercialization services of Omnicare. The LTC operations include the distribution of pharmaceuticals, related pharmacy consulting and other ancillary services to chronic care facilities and other care settings.

On December 16, 2015, we completed our acquisition of the pharmacy and clinic businesses of Target Corporation ("Target"). This acquisition expands our pharmacy and clinic presence in existing and new markets. It allows us to increase patient access and is an investment in our core business to drive growth. The results of the Target pharmacies and clinics are included in our Retail/LTC Segment.

We have three reportable segments: Pharmacy Services, Retail/LTC and Corporate.

Overview of Our Pharmacy Services Segment

Our Pharmacy Services business generates revenue from a full range of pharmacy benefit management ("PBM") solutions, including plan design and administration, formulary management, Medicare Part D services, mail order, specialty pharmacy and infusion services, retail pharmacy network management services, prescription management systems, clinical services, disease management services and medical spend management.

Our clients are primarily employers, insurance companies, unions, government employee groups, health plans, Managed Medicaid plans and other sponsors of health benefit plans, and individuals throughout the United States. A portion of covered lives primarily within the Managed Medicaid, health plan and employer markets have access to our services through public and private exchanges.

As a pharmacy benefits manager, we manage the dispensing of prescription drugs through our mail order pharmacies, specialty pharmacies, long-term care pharmacies and national network of more than 68,000 retail pharmacies, consisting of approximately 41,000 chain pharmacies (which includes our CVS Pharmacy® stores) and 27,000 independent pharmacies, to eligible members in the benefit plans maintained by our clients and utilize our information systems to perform, among other things, safety checks, drug interaction screenings and brand to generic substitutions.

Our specialty pharmacies support individuals who require complex and expensive drug therapies. Our specialty pharmacy business includes mail order and retail specialty pharmacies that operate under the CVS Caremark®, CarePlus CVS Pharmacy™, Navarro® Health Services and Advanced Care Scripts names. Substantially all of our mail service specialty pharmacies have been accredited by The Joint Commission, which is an independent, not-for-profit organization that accredits and certifies health care organizations and programs in the United States. We also offer specialty infusion services and enteral nutrition services through Coram LLC and its subsidiaries (collectively, "Coram"). With Specialty Connect™, which integrates our specialty pharmacy mail and retail capabilities, we provide members with disease-state specific counseling from our experienced specialty pharmacists and the choice to bring their specialty prescriptions to any CVS Pharmacy location. Whether submitted through our mail order pharmacy or at a CVS Pharmacy, all prescriptions are filled through the Company's specialty mail order pharmacies, so all revenue from this specialty prescription services program is recorded within the Pharmacy Services Segment. Members then can choose to pick up their medication at their local CVS Pharmacy or have it sent to their home through the mail. In August 2015, we expanded our offerings with the acquisition of Omnicare which included its specialty pharmacy operating under the Advanced Care Scripts name.

We also provide health management programs, which include integrated disease management for 17 conditions, through our Accordant® rare disease management offering. The majority of these integrated programs are accredited by the National Committee for Quality Assurance.

In addition, through our SilverScript Insurance Company ("SilverScript") subsidiary, we are a national provider of drug benefits to eligible beneficiaries under the federal government's Medicare Part D program. We currently provide Medicare Part D plan benefits to approximately 5.0 million beneficiaries through SilverScript, including our individual and employer group waiver plans.

The Pharmacy Services Segment operates under the CVS Caremark® Pharmacy Services, Caremark®, CVS Caremark™, CarePlus CVS Pharmacy™, Accordant®, SilverScript®, Coram®, CVS Specialty™, NovoLogix®, Navarro® Health Services and Advanced Care Scripts names. As of December 31, 2015, the Pharmacy Services Segment operated 24 retail specialty pharmacy stores, 11 specialty mail order pharmacies, five mail order dispensing pharmacies, and 83 branches for infusion and enteral services, including approximately 73 ambulatory infusion suites and six centers of excellence, located in 40 states, Puerto Rico and the District of Columbia.

Overview of Our Retail/LTC Segment

Our Retail/LTC Segment sells prescription drugs and a wide assortment of general merchandise, including over-the-counter drugs, beauty products and cosmetics, personal care products, convenience foods, photo finishing, seasonal merchandise and greeting cards. With the acquisition of Omnicare, the Retail/LTC Segment now also includes the distribution of prescription drugs, related pharmacy consulting and other ancillary services to chronic care facilities and other care settings, as well as commercialization services which are provided under the name RxCrossroads®. We added approximately 1,672 pharmacies through the acquisition of Target's pharmacies, thereby expanding our presence in new and existing markets. The stores within Target will only sell prescription drugs and over-the-counter drugs that are required to be behind the counter. Our Retail/LTC Segment derives the majority of its revenues through the sale of prescription drugs, which are dispensed by our more than 30,000 pharmacists. The role of our retail pharmacists is shifting from primarily dispensing prescriptions to also providing services, including flu vaccinations as well as face-to-face patient counseling with respect to adherence to drug therapies, closing gaps in care, and more cost-effective drug therapies. Our integrated pharmacy services model enables us to enhance access to care while helping to lower overall health care costs and improve health outcomes.

Management's Discussion and Analysis

of Financial Condition and Results of Operations

Our Retail/LTC Segment also provides health care services through our MinuteClinic® health care clinics. MinuteClinics are staffed by nurse practitioners and physician assistants who utilize nationally recognized protocols to diagnose and treat minor health conditions, perform health screenings, monitor chronic conditions, and deliver vaccinations. We believe our clinics provide high quality services that are affordable and convenient. Through the acquisition of Target's clinics, we added 79 clinics in December 2015.

Our proprietary loyalty card program, ExtraCare®, has about 70 million active cardholders, making it one of the largest and most successful retail loyalty card programs in the country.

As of December 31, 2015, our Retail/LTC Segment included 9,655 retail stores (of which 7,897 were our stores that operated a pharmacy and 1,672 were our pharmacies located within Target store) located in 49 states, the District of Columbia, Puerto Rico and Brazil operating primarily under the CVS Pharmacy®, CVS®, Longs Drugs®, Navarro Discount Pharmacy® and Drogaria Onofre™ names, 32 onsite pharmacies primarily operating under the CarePlus CVS Pharmacy™, CarePlus® and CVS Pharmacy® names, and 1,135 retail health care clinics operating under the MinuteClinic® name (of which 1,049 were located in CVS Pharmacy stores), and our online retail websites, CVS.com®, Navarro.com™ and Onofre.com.br™. LTC operations are comprised of 143 spoke pharmacies that primarily handle new prescription orders, of which 32 are also hub pharmacies that use proprietary automation to support spoke pharmacies with refill prescriptions. LTC operates primarily under the Omnicare® and NeighborCare® names.

Overview of Our Corporate Segment

The Corporate Segment provides management and administrative services to support the Company. The Corporate Segment consists of certain aspects of our executive management, corporate relations, legal, compliance, human resources, corporate information technology and finance departments.

Results of Operations

Summary of our Consolidated Financial Results

		YEAR ENDED DECEMBER 31,		
IN MILLIONS, EXCEPT PER SHARE AMOUNTS		2015	2014	2013
Net revenues	\$ 153,290	\$ 139,367	\$ 126,761	
Cost of revenues	126,762	114,000	102,978	
Gross profit	26,528	25,367	23,783	
Operating expenses	17,074	16,568	15,746	
Operating profit	9,454	8,799	8,037	
Interest expense, net	838	600	509	
Loss on early extinguishment of debt	—	521	—	
Income before income tax provision	8,616	7,678	7,528	
Income tax provision	3,386	3,033	2,928	
Income from continuing operations	5,230	4,645	4,600	
Income (loss) from discontinued operations, net of tax	9	(1)	(8)	
Net income	5,239	4,644	4,592	
Net income attributable to noncontrolling interest	(2)	—	—	
Net income attributable to CVS Health	\$ 5,237	\$ 4,644	\$ 4,592	
Diluted earnings per share:				
Income from continuing operations attributable to CVS Health	\$ 4.62	\$ 3.96	\$ 3.75	
Income (loss) from discontinued operations attributable to CVS Health	\$ 0.01	\$ —	\$ (0.01)	
Net income attributable to CVS Health	\$ 4.63	\$ 3.96	\$ 3.74	

Net revenues increased \$13.9 billion in 2015 compared to 2014, and increased \$12.6 billion in 2014 compared to 2013. As you review our performance in this area, we believe you should consider the following important information:

- During 2015, net revenues in our Pharmacy Services Segment increased 13.5% and net revenues in our Retail/LTC Segment increased 6.2% compared to the prior year.
- During 2014, net revenues in our Pharmacy Services Segment increased by 16.1% and net revenues in our Retail/LTC Segment increased 3.3% compared to the prior year.
- In 2015 and 2014, the impact from net new business grew for the Pharmacy Services Segment. The increase in our generic dispensing rates in both of our operating segments continued to have a negative effect on net revenue in 2015 as compared to 2014, as well as in 2014 as compared to 2013.
- Both segments benefited from the Omnicare acquisition that occurred in August 2015.

Please see the Segment Analysis later in this document for additional information about our net revenues.

Gross profit increased \$1.2 billion, or 4.6% in 2015, to \$26.5 billion, as compared to \$25.4 billion in 2014. Gross profit increased \$1.6 billion, or 6.7% in 2014, to \$25.4 billion, as compared to \$23.8 billion in 2013. Gross profit as a percentage of net revenues declined to 17.3%, as compared to 18.2% in 2014 and 18.8% in 2013.

- During 2015, gross profit in our Pharmacy Services Segment and Retail/LTC Segment increased by 9.6% and 3.4%, respectively, compared to the prior year. For the year ended December 31, 2015, gross profit as a percent of net revenues in our Pharmacy Services Segment and Retail/LTC Segment was 5.2% and 30.5%, respectively.
- During 2014, gross profit in our Pharmacy Services Segment and Retail/LTC Segment increased by 12.6% and 5.8%, respectively, compared to the prior year. For the year ended December 31, 2014, gross profit as a percent of net revenues in our Pharmacy Services Segment and Retail/LTC Segment was 5.4% and 31.4%, respectively.
- The increased weighting toward the Pharmacy Services Segment, which has a lower gross profit than the Retail/LTC Segment, resulted in a decline in consolidated gross profit as a percent of net revenues in 2015 as compared to 2014. In addition, gross profit for 2015, 2014 and 2013 has been negatively impacted by price compression in the Pharmacy Services Segment and reimbursement pressure in the Retail/LTC Segment.
- Our gross profit continued to benefit from the increased utilization of generic drugs (which normally yield a higher gross profit rate than equivalent brand name drugs) in both the Pharmacy Services and Retail/LTC segments for 2013 through 2015, partially offsetting the negative impacts described above.

Please see the Segment Analysis later in this document for additional information about our gross profit.

Operating expenses increased \$506 million, or 3.0%, in the year ended December 31, 2015, as compared to the prior year. Operating expenses as a percent of net revenues declined to 11.1% in the year ended December 31, 2015 compared to 11.9% in the prior year. The increase in operating expense dollars in the year ended December 31, 2015 was primarily due to incremental store operating costs associated with a higher store count, the Omnicare acquisition in August 2015 and the acquisition of the Target pharmacy and clinic businesses in December 2015. The decrease in operating expenses as a percent of net revenues in 2015 is primarily due to expense leverage from net revenue growth.

Operating expenses increased \$882 million, or 5.2%, in the year ended December 31, 2014 as compared to the prior year. Operating expenses as a percent of net revenues declined to 11.9% in the year ended December 31, 2014 compared to 12.4% in the prior year. The increase in operating expense dollars in the year ended December 31, 2014 was primarily due to incremental store operating costs associated with a higher store count, as well as legal costs and strategic initiatives as compared to the prior year. Additionally, the year ended December 31, 2013 included a \$72 million gain on a legal settlement. The improvement in operating expenses as a percent of net revenues in 2014 is primarily due to expense leverage from net revenue growth and disciplined expense control.

Please see the Segment Analysis later in this document for additional information about operating expenses.

Management's Discussion and Analysis

of Financial Condition and Results of Operations

Interest expense, net for the years ended December 31 consisted of the following:

IN MILLIONS	2015	2014	2013
Interest expense	\$ 859	\$ 615	\$ 517
Interest income	(21)	(15)	(8)
Interest expense, net	\$ 838	\$ 600	\$ 509

Net interest expense increased \$238 million during the year ended December 31, 2015, primarily due to the amortization of bridge facility fees of \$52 million for the unsecured bridge facility that was entered into on May 20, 2015 and was amortized to interest expense over the period it was outstanding, the \$15 billion debt issuance in July 2015, and the debt assumed from the Omnicare acquisition. See Note 6, "Borrowings and Credit Agreements" to the consolidated financial statements for additional information. During 2014, net interest expense increased by \$91 million, to \$600 million compared to 2013, primarily due to the issuance of \$4 billion of debt in December 2013 and \$1.5 billion of debt in August 2014.

Loss on early extinguishment of debt During the year ended December 31, 2014, the Company completed a \$2.0 billion tender offer and repurchase of certain Senior Notes. The Company paid a premium of \$490 million in excess of the debt principal in connection with the repurchase of the Senior Notes, wrote off \$26 million of unamortized deferred financing costs and incurred \$5 million in fees, for a total loss on early extinguishment of debt of \$521 million. See Note 6, "Borrowings and Credit Agreements" to the consolidated financial statements for additional information.

Income tax provision Our effective income tax rate was 39.3%, 39.5% and 38.9% in 2015, 2014 and 2013, respectively. The effective income tax rate was lower in 2015 compared to 2014 primarily due to certain permanent items in 2014. The effective income tax rate was higher in 2014 than in 2013 primarily due to certain permanent items in 2014.

Income from continuing operations increased \$585 million or 12.6% to \$5.2 billion in 2015. Income from continuing operations increased \$45 million or 1.0% to \$4.6 billion in 2014 as compared to 2013. The 2015 and 2014 increases in income from continuing operations were primarily related to increases in generic dispensing rates and increased prescription volume for both operating segments. The increase in 2015 was negatively affected by \$272 million of acquisition-related bridge financing, transaction and integration costs associated with the acquisition of Omnicare and the acquisition of the pharmacies and clinics of Target. In addition, as discussed above, income from continuing operations included a \$521 million loss on early extinguishment of debt in 2014, which positively impacted the growth rate in 2015 and negatively impacted the growth rate in 2014.

Income (loss) from discontinued operations In connection with certain business dispositions completed between 1991 and 1997, the Company retained guarantees on store lease obligations for a number of former subsidiaries, including Linens 'n Things, which filed for bankruptcy in 2008. The Company's income from discontinued operations in 2015 of \$9 million, net of tax, was related to the release of certain store lease guarantees due to the settlement of a dispute with a landlord. The Company's loss from discontinued operations includes lease-related costs required to satisfy its Linens 'n Things lease guarantees. We incurred a loss from discontinued operations, net of tax, of \$1 million and \$8 million in 2014 and 2013, respectively.

See Note 1 "Significant Accounting Policies —Discontinued Operations" to the consolidated financial statements for additional information about discontinued operations and Note 12 "Commitments and Contingencies" for additional information about our lease guarantees.

Net income attributable to noncontrolling interest of \$2 million for the year ended December 31, 2015 represents the noncontrolling shareholders' portion of the net income from several less than wholly owned entities. For the year ended December 31, 2014, the Company had two consolidated entities with immaterial noncontrolling interests. For the year ended December 31, 2013, the Company did not consolidate any entities that were not wholly owned by the Company.

Net income attributable to CVS Health increased \$593 million or 12.8% to \$5.2 billion (or \$4.63 per diluted share) in 2015. This compares to \$4.6 billion (or \$3.96 per diluted share) in 2014 and \$4.6 billion (or \$3.74 per diluted share) in 2013. As discussed previously, the 2015 increase in net income attributable to CVS Health was primarily related to increased generic drug dispensing and increased prescription volume in both operating segments, as well as the loss on early extinguishment of debt in 2014. The increase in 2015 was negatively affected by \$272 million of acquisition-related bridge financing, transaction and integration costs associated with the acquisition of Omnicare and the acquisition of the pharmacies and clinics of Target. The increase in net income attributable to CVS Health per diluted share was also driven by increased share repurchase activity in 2015, 2014 and 2013. The net income attributable to CVS Health and per diluted share in 2014 includes a \$521 million loss on early extinguishment of debt, which negatively impacted the net income growth rate in 2014.

Segment Analysis

We evaluate the performance of our Pharmacy Services and Retail/LTC segments based on net revenues, gross profit and operating profit before the effect of nonrecurring charges and gains and certain intersegment activities. The Company evaluates the performance of its Corporate Segment based on operating expenses before the effect of discontinued operations, nonrecurring charges and gains, and certain intersegment activities. The following is a reconciliation of the Company's business segments to the consolidated financial statements:

IN MILLIONS	Pharmacy Services Segment ⁽¹⁾	Retail/LTC Segment ⁽²⁾	Corporate Segment	Intersegment Eliminations ⁽²⁾	Consolidated Totals
2015:					
Net revenues	\$ 100,363	\$ 72,007	\$ —	\$ (19,080)	\$ 153,290
Gross profit	5,227	21,992	—	(691)	26,528
Operating profit (loss) ⁽³⁾	3,989	7,130	(1,037)	(628)	9,454
2014:					
Net revenues	88,440	67,798	—	(16,871)	139,367
Gross profit	4,771	21,277	—	(681)	25,367
Operating profit (loss)	3,514	6,762	(796)	(681)	8,799
2013:					
Net revenues	76,208	65,618	—	(15,065)	126,761
Gross profit	4,237	20,112	—	(566)	23,783
Operating profit (loss) ⁽⁴⁾	3,086	6,268	(751)	(566)	8,037

(1) Net revenues of the Pharmacy Services Segment include approximately \$8.9 billion, \$8.1 billion and \$7.9 billion of Retail Co-Payments for 2015, 2014 and 2013, respectively. See Note 1 to the consolidated financial statements for additional information about Retail Co-Payments.

(2) Intersegment eliminations relate to intersegment revenue generating activities that occur between the Pharmacy Services Segment and the Retail/LTC Segment. These occur in the following ways: when members of Pharmacy Services Segment clients ("members") fill prescriptions at retail stores to purchase covered products, when members enrolled in programs such as Maintenance Choice[®] elect to pick up maintenance prescriptions at a retail drugstore instead of receiving them through the mail, or when members have prescriptions filled at long-term care facilities. When these occur, both the Pharmacy Services and Retail/LTC segments record the revenues, gross profit and operating profit on a standalone basis.

(3) For the year ended December 31, 2015, the Corporate Segment operating loss includes \$156 million of acquisition-related transaction and integration costs and a \$90 million charge related to a legacy lawsuit challenging the 1999 legal settlement by MedPartners of various securities class actions and a related derivative claim.

(4) Consolidated operating profit for the year ended December 31, 2013 includes a \$72 million gain on a legal settlement, of which, \$11 million is included in the Pharmacy Services Segment and \$61 million is included in the Retail/LTC Segment.

Management's Discussion and Analysis

of Financial Condition and Results of Operations

Pharmacy Services Segment

The following table summarizes our Pharmacy Services Segment's performance for the respective periods:

IN MILLIONS	YEAR ENDED DECEMBER 31,		
	2015	2014	2013
Net revenues	\$ 100,363	\$ 88,440	\$ 76,208
Gross profit	\$ 5,227	\$ 4,771	\$ 4,237
Gross profit % of net revenues	5.2%	5.4%	5.6%
Operating expenses	\$ 1,238	\$ 1,257	\$ 1,151
Operating expenses % of net revenues	1.2%	1.4%	1.5%
Operating profit	\$ 3,989	\$ 3,514	\$ 3,086
Operating profit % of net revenues	4.0%	4.0%	4.1%
Net revenues:			
Mail choice ⁽¹⁾	\$ 37,828	\$ 31,081	\$ 24,791
Pharmacy network ⁽²⁾	\$ 62,240	\$ 57,122	\$ 51,211
Other	\$ 295	\$ 237	\$ 206
Pharmacy claims processed:			
Total	1,011.9	932.0	902.1
Mail choice ⁽¹⁾	85.7	82.4	83.3
Pharmacy network ⁽²⁾	926.2	849.6	818.8
Generic dispensing rate:			
Total	83.7%	82.2%	80.5%
Mail choice ⁽¹⁾	76.4%	74.6%	72.6%
Pharmacy network ⁽²⁾	84.4%	83.0%	81.3%
Mail choice penetration rate	20.6%	21.4%	22.6%

(1) Mail choice is defined as claims filled at a Pharmacy Services mail facility, which includes specialty mail claims inclusive of Specialty Connect claims filled at retail, as well as prescriptions filled at retail under the Maintenance Choice program.

(2) Pharmacy network net revenues, claims processed and generic dispensing rates do not include Maintenance Choice, which are included within the mail choice category. Pharmacy network is defined as claims filled at retail and specialty pharmacies, including our retail drugstores and long-term care pharmacies, but excluding Maintenance Choice activity.

Net revenues in our Pharmacy Services Segment increased \$11.9 billion, or 13.5%, to \$100.4 billion for the year ended December 31, 2015, as compared to the prior year. The increase is primarily due to growth in specialty pharmacy, driven by new clients, increased volume from new products and the addition of the specialty pharmacy operations of Omnicare, as well as inflation and increased pharmacy network claims. Conversely, the increase in our generic dispensing rate had a negative impact on our revenue in 2015, as it did in 2014.

Net revenues increased \$12.2 billion, or 16.1%, to \$88.4 billion for the year ended December 31, 2014, as compared to the prior year. The increase in 2014 was primarily due to growth in specialty pharmacy, including the acquisition of Coram and the impact of Specialty Connect, and increased pharmacy network volume. Conversely, the increase in our generic dispensing rate had a negative impact on our revenue in 2014, as it did in 2013.

As you review our Pharmacy Services Segment's revenue performance, we believe you should also consider the following important information:

- Our mail choice claims processed increased 4.0% to 85.7 million claims in the year ended December 31, 2015, compared to 82.4 million claims in the prior year. The increase in mail choice claims was driven by net new business, specialty and continuing adoption of our Maintenance Choice offerings. During 2014, our mail choice

claims processed decreased 1.1% to 82.4 million claims. The decrease in mail choice claims was driven by a decline in traditional mail volumes, which was mostly offset by growth in our Maintenance Choice program and specialty pharmacy.

- During 2015 and 2014, our average revenue per mail choice claim increased by 17.0% and 26.8%, compared to 2014 and 2013, respectively. The increase in 2015 was primarily due to growth in specialty pharmacy. The increase in 2014 was primarily due to the acquisition of Coram and drug inflation particularly in specialty pharmacy, partially offset by increases in the percentage of generic prescription drugs dispensed and changes in client pricing.
- Our pharmacy network claims processed increased 9.0% to 926.2 million claims in the year ended December 31, 2015, compared to 849.6 million claims in the prior year. This increase was primarily due to net new business. During 2014, our pharmacy network claims processed increased 3.8% to 849.6 million compared to 818.8 million pharmacy network claims processed in 2013. This increase was primarily due to net new business and growth in Managed Medicaid, partially offset by a decrease in Medicare Part D claims. Medicare Part D claims were negatively affected by the CMS sanctions that were in place during 2013.
- Our average revenue per pharmacy network claim processed remained flat for the year ended December 31, 2015 as compared to the prior year. During 2014, our average revenue per pharmacy network claim processed increased by 7.5%, compared to 2013. This increase was primarily due to drug inflation and changes in the drug mix, partially offset by increases in the generic dispensing rate.
- Our mail choice generic dispensing rate was 76.4%, 74.6% and 72.6% in the years ended December 31, 2015, 2014 and 2013, respectively. Our pharmacy network generic dispensing rate increased to 84.4% in the year ended December 31, 2015, compared to 83.0% in the prior year. During 2014, our pharmacy network generic dispensing rate increased to 83.0% compared to our pharmacy network generic dispensing rate of 81.3% in 2013. These continued increases in mail choice and pharmacy network generic dispensing rates were primarily due to the impact of new generic drug introductions, and our continuous efforts to encourage plan members to use generic drugs when they are available. We believe our generic dispensing rates will continue to increase in future periods, albeit at a slower pace. This increase will be affected by, among other things, the number of new generic drug introductions and our success at encouraging plan members to utilize generic drugs when they are available and clinically appropriate.
- We completed the rollout of Specialty Connect™ in May 2014, which integrates the Company's specialty pharmacy mail and retail capabilities, providing members with the choice to bring their specialty prescriptions to any CVS Pharmacy® location. Whether submitted through our mail order pharmacy or at CVS Pharmacy, all prescriptions are filled through the Company's specialty mail order pharmacies, so all revenue from this specialty prescription services program is recorded within the Pharmacy Services Segment.
- The Pharmacy Services Segment recognizes revenues from its pharmacy network transactions based on individual contract terms. Our Pharmacy Services Segment contracts are predominantly accounted for using the gross method. See the "Revenue Recognition" description under "Critical Accounting Policies" later in this section for further information on our revenue recognition policy.

Gross profit in our Pharmacy Services Segment includes net revenues less cost of revenues. Cost of revenues includes (i) the cost of pharmaceuticals dispensed, either directly through our mail service and specialty retail pharmacies or indirectly through our pharmacy network, (ii) shipping and handling costs and (iii) the operating costs of our mail service dispensing pharmacies, customer service operations and related information technology support.

Gross profit increased \$456 million, or 9.6% to \$5.2 billion in the year ended December 31, 2015, as compared to the prior year. Gross profit as a percentage of net revenues decreased to 5.2% for the year ended December 31, 2015, compared to 5.4% in the prior year. The increase in gross profit dollars in the year ended December 31, 2015 was primarily due to volume increases and higher generic dispensing, as well as favorable purchasing and rebate

Management's Discussion and Analysis of Financial Condition and Results of Operations

economics, partially offset by price compression. The decrease in gross profit as a percentage of net revenues was primarily due to price compression, partially offset by favorable generic dispensing, as well as favorable purchasing and rebate economics.

During 2014, gross profit increased \$534 million, or 12.6% to \$4.8 billion in the year ended December 31, 2014, as compared to the prior year. Gross profit as a percentage of net revenues decreased to 5.4% for the year ended December 31, 2014, compared to 5.6% in the prior year. The increase in gross profit dollars in the year ended December 31, 2014 was primarily due to volume increases, higher generic dispensing and favorable purchasing economics, partially offset by price compression. The decrease in gross profit as a percentage of net revenues was due to price compression, partially offset by favorable generic dispensing and purchasing economics. In addition, gross profit dollars and margin for the year ended December 31, 2014, were positively impacted by \$16 million related to the favorable resolution of previously proposed retroactive reimbursement rate changes in the State of California Medicaid program.

As you review our Pharmacy Services Segment's performance in this area, we believe you should consider the following important information:

- Our gross profit dollars and gross profit as a percentage of net revenues continued to be impacted by our efforts to (i) retain existing clients, (ii) obtain new business and (iii) maintain or improve the rebates and/or discounts we received from manufacturers, wholesalers and retail pharmacies. In particular, competitive pressures in the PBM industry have caused us and other PBMs to continue to share a larger portion of rebates and/or discounts received from pharmaceutical manufacturers with clients. In addition, market dynamics and regulatory changes have impacted our ability to offer plan sponsors pricing that includes retail network "differential" or "spread". We expect these trends to continue. The "differential" or "spread" is any difference between the drug price charged to plan sponsors, including Medicare Part D plan sponsors, by a PBM and the price paid for the drug by the PBM to the dispensing provider. The increased use by patients of generic drugs has positively impacted our gross profit margins but has resulted in third party payors augmenting their efforts to reduce reimbursement payments for prescriptions. This trend, which we expect to continue, reduces the benefit we realize from brand to generic product conversions.
- We review our network contracts on an individual basis to determine if the related revenues should be accounted for using the gross method or net method under the applicable accounting rules. Our Pharmacy Services Segment network contracts are predominantly accounted for using the gross method, which results in higher revenues, higher cost of revenues and lower gross profit rates.
- Our gross profit as a percentage of revenues benefited from the increase in our total generic dispensing rate, which increased to 83.7% and 82.2% in 2015 and 2014, respectively, compared to our generic dispensing rate of 80.5% in 2013. These increases were primarily due to new generic drug introductions and our continued efforts to encourage plan members to use clinically appropriate generic drugs when they are available. We expect these trends to continue, albeit at a slower pace.

Operating expenses in our Pharmacy Services Segment, which include selling, general and administrative expenses, depreciation and amortization related to selling, general and administrative activities and retail specialty pharmacy store and administrative payroll, employee benefits and occupancy costs, decreased to 1.2% of net revenues in 2015, compared to 1.4% in 2014 and 1.5% in 2013.

As you review our Pharmacy Services Segment's performance in this area, we believe you should consider the following important information:

- Operating expenses decreased \$19 million or 1.5%, to \$1.2 billion, in the year ended December 31, 2015, compared to the prior year. The decrease in operating expense dollars is primarily due to lower integration costs from the Coram acquisition which occurred in January 2014, partially offset by the addition of the specialty

pharmacy operations of Omnicare from the acquisition in August 2015. Operating expenses as a percentage of net revenues improved slightly from 1.4% in 2014 to 1.2% in 2015.

- During 2014, the increase in operating expenses of \$106 million or 9.2%, to \$1.3 billion compared to 2013, is primarily related to increased costs associated with infusion services due to the 2014 acquisition of Coram, as well as an \$11 million gain from a legal settlement during the year ended December 31, 2013. The slight decrease in operating expenses as a percentage of net revenues was primarily due to expense leverage from net revenue growth.

Retail/LTC Segment

The following table summarizes our Retail/LTC Segment's performance for the respective periods:

IN MILLIONS	YEAR ENDED DECEMBER 31,		
	2015	2014	2013
Net revenues	\$ 72,007	\$ 67,798	\$ 65,618
Gross profit	\$ 21,992	\$ 21,277	\$ 20,112
Gross profit % of net revenues	30.5%	31.4%	30.6%
Operating expenses ⁽¹⁾	\$ 14,862	\$ 14,515	\$ 13,844
Operating expenses % of net revenues	20.6%	21.4%	21.1%
Operating profit	\$ 7,130	\$ 6,762	\$ 6,268
Operating profit % of net revenues	9.9%	10.0%	9.6%
Prescriptions filled (90 Day = 3 prescriptions) ⁽²⁾	1,031.6	935.9	890.1
Net revenue increase (decrease):			
Total	6.2%	3.3%	3.1%
Pharmacy	9.5%	5.1%	4.1%
Front Store	(2.5)%	(2.5)%	1.0%
Total prescription volume (90 Day = 3 prescriptions) ⁽²⁾	10.2%	5.2%	5.2%
Same store sales increase (decrease) ⁽³⁾ :			
Total	1.7%	2.1%	1.7%
Pharmacy	4.5%	4.8%	2.6%
Front Store ⁽⁴⁾	(5.0)%	(4.0)%	(0.5)%
Prescription volume (90 Day = 3 prescriptions) ⁽²⁾	4.8%	4.1%	4.4%
Generic dispensing rates	84.5%	83.1%	81.4%
Pharmacy % of net revenues	72.9%	70.7%	69.5%

(1) Operating expenses for the three months and year ended December 31, 2015 include \$52 million and \$64 million, respectively, of acquisition-related integration costs related to the acquisition of Omnicare and the pharmacies and clinics of Target.

(2) Includes the adjustment to convert 90-day, non-specialty prescriptions to the equivalent of three 30-day prescriptions. This adjustment reflects the fact that these prescriptions include approximately three times the amount of product days supplied compared to a normal prescription.

(3) Same store sales and prescriptions exclude revenues from MinuteClinic, and revenue and prescriptions from stores in Brazil, LTC operations and from commercialization services.

(4) Front store same store sales would have been approximately 520 basis points higher for the year ended December 31, 2015 if tobacco and the estimated associated basket sales were excluded from the year ended December 31, 2014.

Net revenues increased approximately \$4.2 billion, or 6.2%, to \$72.0 billion for the year ended December 31, 2015, as compared to the prior year. This increase was primarily driven by the acquisition of Omnicare, a same store sales increase of 1.7%, and net revenues from new and acquired stores, which accounted for approximately 160 basis points of our total net revenue percentage increase during the year. Net revenues increased \$2.2 billion, or 3.3% to \$67.8 billion for the year ended December 31, 2014, as compared to the prior year. This increase was primarily

Management's Discussion and Analysis

of Financial Condition and Results of Operations

driven by a same store sales increase of 2.1% and net revenues from new stores, which accounted for approximately 140 basis points of our total net revenue percentage increase during the year. Additionally, in 2015, 2014 and 2013 we continued to see a positive impact on our net revenues due to the growth of our Maintenance Choice program.

As you review our Retail/LTC Segment's performance in this area, we believe you should consider the following important information:

- Front store same store sales declined 5.0% in the year ended December 31, 2015, as compared to the prior year. The decrease is primarily due to the Company's decision to stop selling tobacco products and softer customer traffic. The decrease was partially offset by an increase in basket size. On a comparable basis, front store same store sales would have been approximately 520 basis points higher for the year ended December 31, 2015 if tobacco and the estimated associated basket sales were excluded from the year ended December 31, 2014.
- Pharmacy same store sales rose 4.5% in the year ended December 31, 2015, as compared to the prior year. Pharmacy same store sales were positively impacted by same store script growth of 4.8%, partially offset by the impact of the increase in generic dispensing and reimbursement pressure.
- Pharmacy revenues continue to be negatively impacted by the conversion of brand name drugs to equivalent generic drugs, which typically have a lower selling price. Pharmacy same store sales were negatively impacted by approximately 390 and 160 basis points for the years ended December 31, 2015 and 2014, respectively, due to recent generic introductions. The increase in the impact from 2014 to 2015 was primarily due to a larger impact from new generic drug introductions. In addition, our pharmacy revenue growth has also been affected by continued reimbursement pressure, the lack of significant new brand name drug introductions, as well as an increase in the number of over-the-counter remedies that were historically only available by prescription.
- As of December 31, 2015, we operated 9,655 retail stores, including the 1,672 locations in Target stores, compared to 7,822 retail stores as of December 31, 2014 and 7,660 retail stores as of December 31, 2013. Total net revenues from new and acquired stores contributed approximately 1.6%, 1.1% and 1.0% to our total net revenue percentage increase in 2015, 2014, and 2013, respectively.
- Pharmacy revenue growth continued to benefit from increased utilization by Medicare Part D beneficiaries, our ability to attract and retain managed care customers and favorable industry trends. These trends include an aging American population; many "baby boomers" are now in their fifties and sixties and are consuming a greater number of prescription drugs, as well as expanded coverage from the Patient Protection and Affordable Care Act and the Health Care and Education Reconciliation Act (collectively, "ACA"). In addition, the increased use of pharmaceuticals as the first line of defense for individual health care also contributed to the growing demand for pharmacy services. We believe these favorable industry trends will continue.

Gross profit in our Retail/LTC Segment includes net revenues less the cost of merchandise sold during the reporting period and the related purchasing costs, warehousing costs, delivery costs and actual and estimated inventory losses.

Gross profit increased \$715 million, or 3.4%, to approximately \$22.0 billion in the year ended December 31, 2015, as compared to the prior year. Gross profit as a percentage of net revenues decreased to 30.5% in year ended December 31, 2015, from 31.4% in 2014. Gross profit increased \$1.2 billion, or 5.8%, to \$21.3 billion for the year ended December 31, 2014, as compared to the prior year. Gross profit as a percentage of net revenues increased to 31.4% for the year ended December 31, 2014, compared to 30.6% for the prior year.

The increase in gross profit dollars in the year ended December 31, 2015, was primarily driven by the addition of LTC, same store sales and new store sales, increased generic dispensing, as well as favorable purchasing economics, partially offset by continued reimbursement pressure. The increase in gross profit dollars for the year ended December 31, 2014, was primarily driven by increases in the generic dispensing rate, same store sales and new store sales, as well as favorable purchasing economics. The decrease in gross profit as a percentage of net revenues in 2015 was primarily driven by a decline in pharmacy margins due to continued reimbursement pressure,

partially offset by favorable pharmacy purchasing economics, as well as increased front store margins due to changes in the mix of products sold. The increase in gross profit as a percentage of net revenues in 2014 was primarily driven by increased pharmacy margins due to the positive impact of increased generic dispensing rates and increased front store margins, partially offset by continued reimbursement pressure. The increase in gross profit as a percentage of net revenues in 2014 was also driven by the removal of tobacco products from our stores.

As you review our Retail/LTC Segment's performance in this area, we believe you should consider the following important information:

- Front store revenues as a percentage of total net revenues for the years ended December 31, 2015, 2014 and 2013 were 26.5%, 28.8% and 30.5%, respectively. The decline in front store revenues as a percentage of total net revenues in 2015 and 2014 was largely due to the removal of tobacco products and the associated basket sales. On average, our gross profit on front store revenues is generally higher than our gross profit on pharmacy revenues. Pharmacy revenues as a percentage of total net revenues increased approximately 220, 120 and 60 basis points in the years ended December 31, 2015, 2014 and 2013, respectively. This was due to pharmacy revenues growing faster than front store revenues, as well as the acquisition of Omnicare. The mix effect from a higher proportion of pharmacy sales had a negative effect on our overall gross profit for the years ended December 31, 2015, 2014 and 2013, respectively. This negative effect was partially offset by increased generic drug dispensing rates, the removal of tobacco products from our stores, favorable purchasing economics and increased store brand penetration.
- During the year ended December 31, 2014, our front store gross profit as a percentage of net revenues increased compared to the prior year. The increase is primarily related to a change in the mix of products sold, including the removal of tobacco products from our stores, and higher store brand sales.
- Gross profit dollars and margin for the year ended December 31, 2014 were positively impacted by \$53 million related to the favorable resolution of previously proposed retroactive reimbursement rate changes in the State of California's Medicaid program.
- Our pharmacy gross profit rates have been adversely affected by the efforts of managed care organizations, PBMs and governmental and other third party payors to reduce their prescription drug costs, as well as changes in the mix of our business within pharmacy. In the event this trend accelerates, we may not be able to sustain our current rate of revenue growth and gross profit dollars could be adversely impacted. The increased use of generic drugs has positively impacted our gross profit but has resulted in third party payors augmenting their efforts to reduce reimbursement payments to retail pharmacies for prescriptions. This trend, which we expect to continue, reduces the benefit we realize from brand to generic product conversions.
- ACA made several significant changes to Medicaid rebates and to reimbursement. One of these changes was the revision of the definition of Average Manufacturer Price ("AMP") and the reimbursement formula for multi-source drugs. Changes in reporting of AMP or other adjustments that may be made regarding the reimbursement of drug payments by Medicaid and Medicare could impact our pricing to customers and other payors and/or could impact our ability to negotiate discounts or rebates with manufacturers, wholesalers, PBMs or retail and mail pharmacies. See "Efforts to reduce reimbursement levels and alter health care financing practices" in Part I, Item 1A, Risk Factors within our 2015 Form 10-K, for additional information.

Operating expenses in our Retail/LTC Segment include store payroll, store employee benefits, store occupancy costs, selling expenses, advertising expenses, depreciation and amortization expense and certain administrative expenses.

Operating expenses increased \$347 million, or 2.4% to \$14.9 billion, or 20.6% as a percentage of net revenues, in the year ended December 31, 2015, as compared to \$14.5 billion, or 21.4% as a percentage of net revenues, in the prior year. Operating expenses increased \$671 million, or 4.8%, to \$14.5 billion, or 21.4% as a percentage of net revenues, in the year ended December 31, 2014, as compared to \$13.8 billion, or 21.1% as a percentage of net

Management's Discussion and Analysis

of Financial Condition and Results of Operations

revenues, in the prior year. Operating expenses as a percentage of net revenues for the year ended December 31, 2015 improved primarily due to higher legal costs in the prior year and leverage gained from the addition of LTC net revenues. The increase in operating expense dollars for the year ended December 31, 2015, was primarily due to the addition of LTC, including acquisition-related integration costs of \$64 million, and incremental store operating costs associated with operating more stores. Operating expenses as a percentage of net revenues increased in 2014 primarily due to reimbursement rate pressure, the implementation of Specialty Connect, which reduced net revenues, and higher legal costs. The increase in operating expense dollars in 2014 and 2013 was the result of higher store operating costs associated with our increased store count, as well as higher legal costs. The results for the years ended December 31, 2014 and 2013 include gains from legal settlements of \$21 million and \$61 million, respectively. Additionally, in September 2014, the Retail/LTC Segment made a charitable contribution of \$25 million to the CVS Foundation to fund future charitable giving. The foundation is a non-profit entity that focuses on health, education and community involvement programs.

Corporate Segment

Operating expenses increased \$241 million, or 30.3%, to \$1.0 billion in the year ended December 31, 2015, as compared to the prior year. Operating expenses increased \$45 million, or 6.0%, to \$796 million in the year ended December 31, 2014. Operating expenses within the Corporate Segment include executive management, corporate relations, legal, compliance, human resources, corporate information technology and finance related costs. The increase in operating expenses in 2015 was primarily due to acquisition-related transaction and integration costs associated with the acquisition of Omnicare and Target's pharmacy and clinic business, as well as a \$90 million charge related to a legacy lawsuit challenging the 1999 settlement by MedPartners of various securities class actions and a related derivative claim. Total acquisition-related transaction and integration costs recorded in the Corporate Segment for both acquisitions were \$156 million and the charge for the lawsuit was \$90 million for the year ended December 31, 2015. The increase in operating expenses in 2014 was primarily due to increased strategic initiatives, benefits costs, facilities management and information technology costs.

Liquidity and Capital Resources

We maintain a level of liquidity sufficient to allow us to cover our cash needs in the short-term. Over the long-term, we manage our cash and capital structure to maximize shareholder return, maintain our financial position and maintain flexibility for future strategic initiatives. We continuously assess our working capital needs, debt and leverage levels, capital expenditure requirements, dividend payouts, potential share repurchases and future investments or acquisitions. We believe our operating cash flows, commercial paper program, sale-leaseback program, as well as any potential future borrowings, will be sufficient to fund these future payments and long-term initiatives.

The change in cash and cash equivalents is as follows:

IN MILLIONS	YEAR ENDED DECEMBER 31,		
	2015	2014	2013
Net cash provided by operating activities	\$ 8,412	\$ 8,137	\$ 5,783
Net cash used in investing activities	(13,420)	(4,045)	(1,835)
Net cash provided by (used in) financing activities	5,006	(5,694)	(1,237)
Effect of exchange rate changes on cash and cash equivalents	(20)	(6)	3
Net increase (decrease) in cash and cash equivalents	\$ (22)	\$ (1,608)	\$ 2,714

Net cash provided by operating activities increased by \$275 million in 2015 and \$2.4 billion in 2014. The increase in 2015 was primarily due to increased net income partially offset by various changes in working capital. The increase in 2014 was primarily due to increased net income and increased accounts payable due to payables management and timing.

Net cash used in investing activities increased by \$9.4 billion in 2015 and increased by \$2.2 billion in 2014. The increase in 2015 was primarily due to the \$9.6 billion paid for the acquisition of Omnicare and the \$1.9 billion paid for the acquisition of the Target pharmacy and clinic businesses in 2015, compared to the \$2.1 billion paid for the Coram acquisition in 2014. The increase in 2014 was primarily due to the \$2.1 billion paid for the acquisition of Coram and an increase in capital expenditures.

In 2015, gross capital expenditures totaled approximately \$2.4 billion, an increase of \$231 million compared to the prior year. During 2015, approximately 36% of our total capital expenditures were for new store construction, 21% were for store, fulfillment and support facilities expansion and improvements and 43% were for technology and other corporate initiatives. Gross capital expenditures totaled approximately \$2.1 billion and \$2.0 billion during 2014 and 2013, respectively. During 2014, approximately 42% of our total capital expenditures were for new store construction, 21% were for store, fulfillment and support facilities expansion and improvements and 37% were for technology and other corporate initiatives.

Proceeds from sale-leaseback transactions totaled \$411 million in 2015. This compares to \$515 million in 2014 and \$600 million in 2013. Under the sale-leaseback transactions, the properties are generally sold at net book value, which generally approximates fair value, and the resulting leases generally qualify and are accounted for as operating leases. The specific timing and amount of future sale-leaseback transactions will vary depending on future market conditions and other factors.

Below is a summary of our store development activity for the respective years:

	2015 ⁽²⁾	2014 ⁽²⁾	2013 ⁽²⁾
Total stores (beginning of year)	7,866	7,702	7,508
New and acquired stores ⁽¹⁾	1,833	187	213
Closed stores ⁽¹⁾	(34)	(23)	(19)
Total stores (end of year)	9,665	7,866	7,702
Relocated stores	58	60	78

(1) Relocated stores are not included in new or closed store totals.

(2) Includes retail drugstores, onsite pharmacy stores, specialty pharmacy stores and pharmacies within Target stores.

Net cash provided by financing activities increased by \$10.7 billion in 2015 and cash used in financing activities increased by \$4.5 billion in 2014. The increase cash received in 2015 was primarily due to higher net borrowings in 2015 including the \$14.8 billion in net proceeds received from the July 2015 debt issuance, partially offset by an increase in share repurchases of \$1.0 billion. The increase in cash used in 2014 was primarily due to the repayments of long-term debt and lower borrowings than in 2013.

Share repurchase programs The following share repurchase programs were authorized by the Company's Board of Directors:

IN BILLIONS		
Authorization Date	Authorized	Remaining
December 15, 2014 ("2014 Repurchase Program")	\$ 10.0	\$ 7.7
December 17, 2013 ("2013 Repurchase Program")	\$ 6.0	\$ —
September 19, 2012 ("2012 Repurchase Program")	\$ 6.0	\$ —

The share Repurchase Programs, each of which was effective immediately, permit the Company to effect repurchases from time to time through a combination of open market repurchases, privately negotiated transactions, accelerated share repurchase ("ASR") transactions, and/or other derivative transactions. The 2014 Repurchase

Management's Discussion and Analysis

of Financial Condition and Results of Operations

Program may be modified or terminated by the Board of Directors at any time. The 2013 and 2012 Repurchase Programs have been completed, as described below.

Pursuant to the authorization under the 2014 Repurchase Program, effective December 11, 2015, the Company entered into a \$725 million fixed dollar ASR with Barclays Bank PLC ("Barclays"). Upon payment of the \$725 million purchase price on December 14, 2015, the Company received a number of shares of its common stock equal to 80% of the \$725 million notional amount of the ASR or approximately 6.2 million shares. At the conclusion of the ASR program, the Company may receive additional shares equal to the remaining 20% of the \$725 million notional amount. The initial 6.2 million shares of common stock delivered to the Company by Barclays were placed into treasury stock in December 2015. The ASR was accounted for as an initial treasury stock transaction for \$580 million and a forward contract for \$145 million. The forward contract was classified as an equity instrument and was recorded within capital surplus on the consolidated balance sheet. On January 28, 2016, the Company received 1.4 million shares of common stock, representing the remaining 20% of the \$725 million notional amount of the ASR, thereby concluding the ASR. The remaining 1.4 million shares of common stock delivered to the Company by Barclays were placed into treasury stock in January 2016 and the forward contract was reclassified from capital surplus to treasury stock.

Pursuant to the authorization under the 2013 Repurchase Programs, effective January 2, 2015, the Company entered into a \$2.0 billion fixed dollar ASR agreement with J.P. Morgan Chase Bank ("JP Morgan"). Upon payment of the \$2.0 billion purchase price on January 5, 2015, the Company received a number of shares of its common stock equal to 80% of the \$2.0 billion notional amount of the ASR agreement or approximately 16.8 million shares, which were placed into treasury stock in January 2015. On May 1, 2015, the Company received approximately 3.1 million shares of common stock, representing the remaining 20% of the \$2.0 billion notional amount of the ASR, thereby concluding the ASR. The remaining 3.1 million shares of common stock delivered to the Company by JP Morgan were placed into treasury stock in May 2015. The ASR was accounted for as an initial treasury stock transaction for \$1.6 billion and a forward contract for \$0.4 billion. The forward contract was classified as an equity instrument and was initially recorded within capital surplus on the consolidated balance sheet and was reclassified to treasury stock upon the settlement of the ASR in May 2015.

Pursuant to the authorization under the 2012 Repurchase Program, effective October 1, 2013, the Company entered into a \$1.7 billion fixed dollar ASR agreement with Barclays. Upon payment of the \$1.7 billion purchase price on October 1, 2013, the Company received a number of shares of its common stock equal to 50% of the \$1.7 billion notional amount of the ASR agreement or approximately 14.9 million shares at a price of \$56.88 per share. The Company received approximately 11.7 million shares of common stock on December 30, 2013 at an average price of \$63.83 per share, representing the remaining 50% of the \$1.7 billion notional amount of the ASR agreement and thereby concluding the agreement. The total of 26.6 million shares of common stock delivered to the Company by Barclays over the term of the October 2013 ASR agreement were placed into treasury stock. The ASR was accounted for as an initial treasury stock transaction and a forward contract. The forward contract was classified as an equity instrument.

Each of the ASR transactions described above, the initial repurchase of the shares and delivery of the remainder of the shares to conclude each ASR, resulted in an immediate reduction of the outstanding shares used to calculate the weighted average common shares outstanding for basic and diluted earnings per share.

During the year ended December 31, 2015, the Company repurchased an aggregate of 48.0 million shares of common stock for approximately \$5.0 billion under the 2013 and 2014 Repurchase Programs. As of December 31, 2015, there remained an aggregate of approximately \$7.7 billion available for future repurchases under the 2014 Repurchase Program and the 2013 Repurchase Program was complete.

Short-term borrowings We did not have any commercial paper outstanding as of December 31, 2015. In connection with our commercial paper program, we maintain a \$1.00 billion, five-year unsecured back-up credit facility, which expires on May 23, 2018, a \$1.25 billion, five-year unsecured back-up credit facility, which expires on July 24, 2019, and a \$1.25 billion, five-year unsecured back-up credit facility, which expires on July 1, 2020. The credit

facilities allow for borrowings at various rates that are dependent, in part, on the Company's public debt ratings and require the Company to pay a weighted average quarterly facility fee of approximately 0.03%, regardless of usage. As of December 31, 2015, there were no borrowings outstanding under the back-up credit facilities.

On May 20, 2015, in connection with the acquisition of Omnicare, the Company entered into a \$13 billion unsecured bridge loan facility. The Company paid approximately \$52 million in fees in connection with the facility. The fees were capitalized and amortized as interest expense over the period the bridge facility was outstanding. The bridge loan facility expired on July 20, 2015 upon the Company's issuance of unsecured senior notes with an aggregate principal of \$15 billion as discussed below. The bridge loan facility fees were fully amortized during the year ended December 31, 2015.

Long-term borrowings On July 20, 2015, the Company issued an aggregate of \$2.25 billion of 1.9% unsecured senior notes due 2018 ("2018 Notes"), an aggregate of \$2.75 billion of 2.8% unsecured senior notes due 2020 ("2020 Notes"), an aggregate of \$1.5 billion of 3.5% unsecured senior notes due 2022 ("2022 Notes"), an aggregate of \$3 billion of 3.875% unsecured senior notes due 2025 ("2025 Notes"), an aggregate of \$2 billion of 4.875% unsecured senior notes due 2035 ("2035 Notes"), and an aggregate of \$3.5 billion of 5.125% unsecured senior notes due 2045 ("2045 Notes" and, together with the 2018 Notes, 2020 Notes, 2022 Notes, 2025 Notes and 2035 Notes, the "Notes") for total proceeds of approximately \$14.8 billion, net of discounts and underwriting fees. The Notes pay interest semi-annually and contain redemption terms which allow or require the Company to redeem the Notes at a defined redemption price plus accrued and unpaid interest at the redemption date. The net proceeds of the Notes were used to fund the Omnicare acquisition and the acquisition of the pharmacies and clinics of Target. The remaining proceeds were used for general corporate purposes.

Upon the closing of the Omnicare acquisition in August 2015, the Company assumed the long-term debt of Omnicare that had a fair value of approximately \$3.1 billion, \$2.0 billion of which was previously convertible into Omnicare shares that holders were able to redeem subsequent to the acquisition. During the period from August 18, 2015 to December 31, 2015, all but \$5 million of the \$2.0 billion of previously convertible debt was redeemed and repaid and approximately \$0.4 billion in Omnicare term debt assumed was repaid for total repayments of Omnicare debt of approximately \$2.4 billion in 2015.

The remaining principal of the Omnicare debt assumed was comprised of senior unsecured notes with an aggregate principal amount of \$700 million (\$400 million of 4.75% senior notes due 2022 and \$300 million of 5% senior notes due 2024). In September 2015, the Company commenced exchange offers for the 4.75% senior notes due 2022 and the 5% senior notes due 2024 to exchange all validly tendered and accepted notes issued by Omnicare for notes to be issued by the Company. This offer expired on October 20, 2015 and the aggregate principal amounts below of each of the Omnicare notes were validly tendered and exchanged for notes issued by the Company.

Interest Rate and Maturity	Aggregate Principal Amount (In Millions)	Percentage of Total Outstanding Principal Amount Exchanged
4.75% senior notes due 2022	\$ 388	96.8%
5% senior notes due 2024	296	98.8%
Total senior notes issued under exchange transaction	\$ 684	

The Company recorded this exchange transaction as a modification of the original debt instruments. As such, no gain or loss on extinguishment was recognized in the Company's consolidated income statement as a result of this exchange transaction and issuance costs were expensed as incurred.

On August 7, 2014, the Company issued \$850 million of 2.25% unsecured senior notes due August 12, 2019 and \$650 million of 3.375% unsecured senior notes due August 12, 2024 (collectively, the "2014 Notes") for total proceeds of approximately \$1.5 billion, net of discounts and underwriting fees. The 2014 Notes pay interest

Management's Discussion and Analysis

of Financial Condition and Results of Operations

semi-annually and may be redeemed, in whole at any time, or in part from time to time, at the Company's option at a defined redemption price plus accrued and unpaid interest to the redemption date. The net proceeds of the 2014 Notes were used for general corporate purposes and to repay certain corporate debt.

On August 7, 2014, the Company announced tender offers for any and all of the 6.25% Senior Notes due 2027, and up to a maximum amount of the 6.125% Senior Notes due 2039, the 5.75% Senior Notes due 2041 and the 5.75% Senior Notes due 2017, for up to an aggregate principal amount of \$1.5 billion. On August 21, 2014, the Company increased the aggregate principal amount of the tender offers to \$2.0 billion and completed the repurchase for the maximum amount on September 4, 2014. The Company paid a premium of \$490 million in excess of the debt principal in connection with the tender offers, wrote off \$26 million of unamortized deferred financing costs and incurred \$5 million in fees, for a total loss on the early extinguishment of debt of \$521 million. The loss was recorded in income from continuing operations in the condensed consolidated statement of income for the year ended December 31, 2014.

During the year ended December 31, 2014, the Company repurchased the remaining \$41 million of outstanding Enhanced Capital Advantage Preferred Securities ("ECAPS") at par. The fees and write-off of deferred issuance costs associated with the early extinguishment of the ECAPS were immaterial.

On December 2, 2013, the Company issued \$750 million of 1.2% unsecured senior notes due December 5, 2016; \$1.25 billion of 2.25% unsecured senior notes due December 5, 2018; \$1.25 billion of 4% unsecured senior notes due December 5, 2023; and \$750 million of 5.3% unsecured senior notes due December 5, 2043 (the "2013 Notes") for total proceeds of approximately \$4.0 billion, net of discounts and underwriting fees. The 2013 Notes pay interest semi-annually and may be redeemed, in whole at any time, or in part from time to time, at the Company's option at a defined redemption price plus accrued and unpaid interest to the redemption date. The net proceeds of the 2013 Notes were used to repay commercial paper outstanding at the time of issuance and to fund the acquisition of Coram in January 2014. The remainder was used for general corporate purposes.

Our backup credit facilities and unsecured senior notes (see Note 6, "Borrowings and Credit Agreements" to the consolidated financial statements) contain customary restrictive financial and operating covenants.

These covenants do not include a requirement for the acceleration of our debt maturities in the event of a downgrade in our credit rating. We do not believe the restrictions contained in these covenants materially affect our financial or operating flexibility.

As of December 31, 2015 and 2014, we had no outstanding derivative financial instruments.

Debt Ratings As of December 31, 2015, our long-term debt was rated "Baa1" by Moody's with a stable outlook and "BBB+" by Standard & Poor's with a stable outlook, and our commercial paper program was rated "P-2" by Moody's and "A-2" by Standard & Poor's. In assessing our credit strength, we believe that both Moody's and Standard & Poor's considered, among other things, our capital structure and financial policies as well as our consolidated balance sheet, our historical acquisition activity and other financial information. Although we currently believe our long-term debt ratings will remain investment grade, we cannot guarantee the future actions of Moody's and/or Standard & Poor's. Our debt ratings have a direct impact on our future borrowing costs, access to capital markets and new store operating lease costs.

Quarterly Dividend Increase In December 2015, our Board of Directors authorized a 21% increase in our quarterly common stock dividend to \$0.425 per share effective in 2016. This increase equates to an annual dividend rate of \$1.70 per share. In December 2014, our Board of Directors authorized a 27% increase in our quarterly common stock dividend to \$0.35 per share. This increase equated to an annual dividend rate of \$1.40 per share. In December 2013, our Board of directors authorized a 22% increase in our quarterly common stock dividend to \$0.275 per share. This increase equated to an annual dividend rate of \$1.10 per share.

Off-Balance Sheet Arrangements

In connection with executing operating leases, we provide a guarantee of the lease payments. We also finance a portion of our new store development through sale-leaseback transactions, which involve selling stores to unrelated parties and then leasing the stores back under leases that generally qualify and are accounted for as operating leases. We do not have any retained or contingent interests in the stores, and we do not provide any guarantees, other than a guarantee of the lease payments, in connection with the transactions. In accordance with generally accepted accounting principles, our operating leases are not reflected on our consolidated balance sheets.

Between 1991 and 1997, we sold or spun off a number of subsidiaries, including Bob's Stores, Linens 'n Things, Marshalls, Kay-Bee Toys, This End Up and Footstar. In many cases, when a former subsidiary leased a store, the Company provided a guarantee of the store's lease obligations. When the subsidiaries were disposed of, the Company's guarantees remained in place, although each initial purchaser agreed to indemnify the Company for any lease obligations the Company was required to satisfy. If any of the purchasers or any of the former subsidiaries were to become insolvent and failed to make the required payments under a store lease, the Company could be required to satisfy these obligations.

As of December 31, 2015, we guaranteed approximately 72 such store leases (excluding the lease guarantees related to Linens 'n Things), with the maximum remaining lease term extending through 2026. Management believes the ultimate disposition of any of the remaining lease guarantees will not have a material adverse effect on the Company's consolidated financial condition or future cash flows. Please see "Income (loss) from discontinued operations" previously in this document for further information regarding our guarantee of certain Linens 'n Things' store lease obligations.

Below is a summary of our significant contractual obligations as of December 31, 2015:

IN MILLIONS	Total	PAYMENTS DUE BY PERIOD			
		2016	2017 to 2018	2019 to 2020	Thereafter
Operating leases	\$ 27,681	\$ 2,405	\$ 4,518	\$ 3,921	\$ 16,837
Lease obligations from discontinued operations	35	14	13	5	3
Capital lease obligations	1,324	52	164	138	970
Contractual lease obligations with Target ⁽¹⁾	1,697	—	—	—	1,697
Long-term debt	26,819	1,179	4,588	4,444	16,608
Interest payments on long-term debt ⁽²⁾	14,201	1,079	1,982	1,698	9,442
Other long-term liabilities reflected in our consolidated balance sheet	829	42	432	102	253
	\$ 72,586	\$ 4,771	\$ 11,697	\$ 10,308	\$ 45,810

(1) The Company leases pharmacy and clinic space from Target. See Note 7, "Leases" to the consolidated financial statements for additional information regarding the lease arrangements with Target. Amounts related to the operating and capital leases with Target are reflected within the operating leases and capital lease obligations above. Amounts due in excess of the remaining estimated economic lives of the buildings are reflected herein assuming equivalent stores continue to operate through the term of the arrangements.

(2) Interest payments on long-term debt are calculated on outstanding balances and interest rates in effect on December 31, 2015.

Management's Discussion and Analysis

of Financial Condition and Results of Operations

Critical Accounting Policies

We prepare our consolidated financial statements in conformity with generally accepted accounting principles, which require management to make certain estimates and apply judgment. We base our estimates and judgments on historical experience, current trends and other factors that management believes to be important at the time the consolidated financial statements are prepared. On a regular basis, we review our accounting policies and how they are applied and disclosed in our consolidated financial statements. While we believe the historical experience, current trends and other factors considered, support the preparation of our consolidated financial statements in conformity with generally accepted accounting principles, actual results could differ from our estimates, and such differences could be material.

Our significant accounting policies are discussed in Note 1 to our consolidated financial statements. We believe the following accounting policies include a higher degree of judgment and/or complexity and, thus, are considered to be critical accounting policies. We have discussed the development and selection of our critical accounting policies with the Audit Committee of our Board of Directors and the Audit Committee has reviewed our disclosures relating to them.

Revenue Recognition

Pharmacy Services Segment

Our Pharmacy Services Segment sells prescription drugs directly through our mail service dispensing pharmacies and indirectly through our retail pharmacy network. We recognize revenues in our Pharmacy Services Segment from prescription drugs sold by our mail service dispensing pharmacies and under retail pharmacy network contracts where we are the principal using the gross method at the contract prices negotiated with our clients. Net revenue from our Pharmacy Services Segment includes: (i) the portion of the price the client pays directly to us, net of any volume-related or other discounts paid back to the client, (ii) the price paid to us ("Mail Co-Payments") or a third party pharmacy in our retail pharmacy network ("Retail Co-Payments") by individuals included in our clients' benefit plans, and (iii) administrative fees for retail pharmacy network contracts where we are not the principal. Sales taxes are not included in revenue.

We recognize revenue in the Pharmacy Services Segment when: (i) persuasive evidence of an arrangement exists, (ii) delivery has occurred or services have been rendered, (iii) the seller's price to the buyer is fixed or determinable, and (iv) collectability is reasonably assured. The following revenue recognition policies have been established for the Pharmacy Services Segment.

- Revenues generated from prescription drugs sold by mail service dispensing pharmacies are recognized when the prescription is delivered. At the time of delivery, the Pharmacy Services Segment has performed substantially all of its obligations under its client contracts and does not experience a significant level of returns or reshipments.
- Revenues generated from prescription drugs sold by third party pharmacies in the Pharmacy Services Segment's retail pharmacy network and associated administrative fees are recognized at the Pharmacy Services Segment's point-of-sale, which is when the claim is adjudicated by the Pharmacy Services Segment's online claims processing system.

We determine whether we are the principal or agent for our retail pharmacy network transactions on a contract by contract basis. In the majority of our contracts, we have determined we are the principal due to us: (i) being the primary obligor in the arrangement, (ii) having latitude in establishing the price, changing the product or performing part of the service, (iii) having discretion in supplier selection, (iv) having involvement in the determination of product or service specifications, and (v) having credit risk. Our obligations under our client contracts for which revenues are reported using the gross method are separate and distinct from our obligations to the third party pharmacies included in our retail pharmacy network contracts. Pursuant to these contracts, we are contractually required to

pay the third party pharmacies in our retail pharmacy network for products sold, regardless of whether we are paid by our clients. Our responsibilities under these client contracts typically include validating eligibility and coverage levels, communicating the prescription price and the co-payments due to the third party retail pharmacy, identifying possible adverse drug interactions for the pharmacist to address with the physician prior to dispensing, suggesting clinically appropriate generic alternatives where appropriate and approving the prescription for dispensing. Although we do not have credit risk with respect to Retail Co-Payments or inventory risk related to retail network claims, we believe that all of the other indicators of gross revenue reporting are present. For contracts under which we act as an agent, we record revenues using the net method.

We deduct from our revenues the manufacturers' rebates that are earned by our clients based on their members' utilization of brand-name formulary drugs. We estimate these rebates at period-end based on actual and estimated claims data and our estimates of the manufacturers' rebates earned by our clients. We base our estimates on the best available data at period-end and recent history for the various factors that can affect the amount of rebates due to the client. We adjust our rebates payable to clients to the actual amounts paid when these rebates are paid or as significant events occur. We record any cumulative effect of these adjustments against revenues as identified, and adjust our estimates prospectively to consider recurring matters. Adjustments generally result from contract changes with our clients or manufacturers, differences between the estimated and actual product mix subject to rebates or whether the product was included in the applicable formulary. We also deduct from our revenues pricing guarantees and guarantees regarding the level of service we will provide to the client or member as well as other payments made to our clients. Because the inputs to most of these estimates are not subject to a high degree of subjectivity or volatility, the effect of adjustments between estimated and actual amounts have not been material to our results of operations or financial position.

We participate in the federal government's Medicare Part D program as a PDP through our SilverScript Insurance Company subsidiary. Our net revenues include insurance premiums earned by the PDP, which are determined based on the PDP's annual bid and related contractual arrangements with CMS. The insurance premiums include a beneficiary premium, which is the responsibility of the PDP member, but which is subsidized by CMS in the case of low-income members, and a direct premium paid by CMS. Premiums collected in advance are initially deferred as accrued expenses and are then recognized ratably as revenue over the period in which members are entitled to receive benefits.

In addition to these premiums, our net revenues include co-payments, coverage gap benefits, deductibles and co-insurance (collectively, the "Member Co-Payments") related to PDP members' actual prescription claims. In certain cases, CMS subsidizes a portion of these Member Co-Payments and we are paid an estimated prospective Member Co-Payment subsidy, each month. The prospective Member Co-Payment subsidy amounts received from CMS are also included in our net revenues. We assume no risk for these amounts, which represented 6.3%, 6.4% and 7.0% of consolidated net revenues in 2015, 2014 and 2013, respectively. If the prospective Member Co-Payment subsidies received differ from the amounts based on actual prescription claims, the difference is recorded in either accounts receivable or accrued expenses. We account for fully insured CMS obligations and Member Co-Payments (including the amounts subsidized by CMS) using the gross method consistent with our revenue recognition policies for Mail Co-Payments and Retail Co-Payments. We have recorded estimates of various assets and liabilities arising from our participation in the Medicare Part D program based on information in our claims management and enrollment systems. Significant estimates arising from our participation in the Medicare Part D program include: (i) estimates of low-income cost subsidy, reinsurance amounts and coverage gap discount amounts ultimately payable to or receivable from CMS based on a detailed claims reconciliation, (ii) an estimate of amounts payable to CMS under a risk-sharing feature of the Medicare Part D program design, referred to as the risk corridor and (iii) estimates for claims that have been reported and are in the process of being paid or contested and for our estimate of claims that have been incurred but have not yet been reported. Actual amounts of Medicare Part D-related assets and liabilities could differ significantly from amounts recorded. Historically, the effect of these adjustments has not been material to our results of operations or financial position.

Management's Discussion and Analysis

of Financial Condition and Results of Operations

Retail/LTC Segment

Retail Pharmacy We recognize revenue from the sale of front store merchandise at the time the merchandise is purchased by the retail customer and recognize revenue from the sale of prescription drugs when the prescription is picked up by the customer. Customer returns are not material. Sales taxes are not included in revenue.

Long-term Care We recognize revenue when products are delivered or services are rendered or provided to our customers, prices are fixed and determinable, and collection is reasonably assured. A significant portion of our revenues from sales of pharmaceutical and medical products are reimbursed by the federal Medicare Part D program and, to a lesser extent, state Medicaid programs. Payments for services rendered to patients covered by these programs are generally less than billed charges. We monitor our revenues and receivables from these reimbursement sources, as well as other third party insurance payors, and record an estimated contractual allowances for sales and receivable balances at the revenue recognition date, to properly account for anticipated differences between billed and reimbursed amounts. Accordingly, the total net sales and receivables reported in our consolidated financial statements are recorded at the amount expected to be ultimately received from these payors. Since billing functions for a portion of our revenue systems are largely computerized, enabling online adjudication at the time of sale to record net revenues, our exposure in connection with estimating contractual allowance adjustments is limited primarily to unbilled and initially rejected Medicare, Medicaid and third party claims (typically approved for reimbursement once additional information is provided to the payor). For the remaining portion of our revenue systems, the contractual allowance is estimated for all billed, unbilled and initially rejected Medicare, Medicaid and third party claims. We evaluate several criteria in developing the estimated contractual allowances on a monthly basis, including historical trends based on actual claims paid, current contract and reimbursement terms, and changes in customer base and payor/product mix. Contractual allowance estimates are adjusted to actual amounts as cash is received and claims are settled, and the aggregate impact of these resulting adjustments was not significant to our results of operations. Further, we do not expect the impact of changes in estimates related to unsettled contractual allowance amounts from Medicare, Medicaid and third party payors as of December 31, 2015 to be significant to our future consolidated results of operation, financial position and cash flows.

Patient co-payments associated with Medicare Part D, certain state Medicaid programs, Medicare Part B and certain third party payors are typically not collected at the time products are delivered or services are rendered, but are billed to the individuals as part of our normal billing procedures and subject to our normal accounts receivable collections procedures.

Health Care Clinics for services provided by our health care clinics, revenue recognition occurs for completed services provided to patients, with adjustments taken for third party payor contractual obligations and patient direct bill historical collection rates.

Loyalty Program our customer loyalty program, ExtraCare®, is comprised of two components, ExtraSavings™ and ExtraBucks® Rewards. ExtraSavings coupons redeemed by customers are recorded as a reduction of revenues when redeemed. ExtraBucks Rewards are accrued as a charge to cost of revenues when earned, net of estimated breakage. We determine breakage based on our historical redemption patterns.

Allowances for Doubtful Accounts

Accounts receivable primarily includes amounts due from third party providers (e.g., pharmacy benefit managers, insurance companies, governmental agencies and long-term care facilities), clients, members and private pay customers, as well as vendors and manufacturers. We provide a reserve for accounts receivable considered to be at increased risk of becoming uncollectible by establishing an allowance to reduce the carrying value of such receivables to their estimated net realizable value. We establish this allowance for doubtful accounts and consider such factors as historical collection experience, (i.e., payment history and credit losses) and creditworthiness,

specifically identified credit risks, aging of accounts receivable by payor category, current and expected economic conditions and other relevant factors. We regularly review our allowance for doubtful accounts for appropriateness. Judgment is used to assess the collectability of account balances and the economic ability of a customer to pay.

Our allowance for doubtful accounts as of December 31, 2015 was \$161 million, compared with \$256 million as of December 31, 2014. Our allowance for doubtful accounts represented 1.3% and 2.6% of gross receivables (net of contractual allowance adjustments) as of December 31, 2015 and 2014, respectively. Unforeseen future developments could lead to changes in our provision for doubtful accounts levels and future allowance for doubtful accounts percentages. For example, a one percentage point increase in the allowance for doubtful accounts as a percentage of gross receivables as of December 31, 2015 would result in an increase to the provision of doubtful accounts of approximately \$120 million.

Given our experience, we believe that our aggregate reserves for potential losses are adequate, but if any of our larger customers were to unexpectedly default on their obligations, our overall allowances for doubtful accounts may prove to be inadequate. In particular, if economic conditions worsen, the payor mix shifts significantly or reimbursement rates are adversely affected, we may adjust our allowance for doubtful accounts accordingly, and our accounts receivable collections, cash flows, financial position and results of operations could be adversely affected.

Vendor Allowances and Purchase Discounts

Pharmacy Services Segment

Our Pharmacy Services Segment receives purchase discounts on products purchased. Contractual arrangements with vendors, including manufacturers, wholesalers and retail pharmacies, normally provide for the Pharmacy Services Segment to receive purchase discounts from established list prices in one, or a combination, of the following forms: (i) a direct discount at the time of purchase, (ii) a discount for the prompt payment of invoices or (iii) when products are purchased indirectly from a manufacturer (e.g., through a wholesaler or retail pharmacy), a discount (or rebate) paid subsequent to dispensing. These rebates are recognized when prescriptions are dispensed and are generally calculated and billed to manufacturers within 30 days of the end of each completed quarter. Historically, the effect of adjustments resulting from the reconciliation of rebates recognized to the amounts billed and collected has not been material to the results of operations. We account for the effect of any such differences as a change in accounting estimate in the period the reconciliation is completed. The Pharmacy Services Segment also receives additional discounts under its wholesaler contracts if it exceeds contractually defined annual purchase volumes. In addition, the Pharmacy Services Segment receives fees from pharmaceutical manufacturers for administrative services. Purchase discounts and administrative service fees are recorded as a reduction of "Cost of revenues".

Retail/LTC Segment

Vendor allowances received by the Retail/LTC Segment reduce the carrying cost of inventory and are recognized in cost of revenues when the related inventory is sold, unless they are specifically identified as a reimbursement of incremental costs for promotional programs and/or other services provided. Amounts that are directly linked to advertising commitments are recognized as a reduction of advertising expense (included in operating expenses) when the related advertising commitment is satisfied. Any such allowances received in excess of the actual cost incurred also reduce the carrying cost of inventory. The total value of any upfront payments received from vendors that are linked to purchase commitments is initially deferred. The deferred amounts are then amortized to reduce cost of revenues over the life of the contract based upon purchase volume. The total value of any upfront payments received from vendors that are not linked to purchase commitments is also initially deferred. The deferred amounts are then amortized to reduce cost of revenues on a straight-line basis over the life of the related contract.

We have not made any material changes in the way we account for vendor allowances and purchase discounts during the past three years.

Management's Discussion and Analysis

of Financial Condition and Results of Operations

Inventory

Effective January 1, 2015, the Company changed its methods of accounting for "front store" inventories in the Retail/LTC Segment. Prior to 2015, the Company valued front store inventories at the lower of cost or market on a first-in, first-out ("FIFO") basis in retail stores using the retail inventory method and in distribution centers using the FIFO cost method. Effective January 1, 2015, all front store inventories in the Retail/LTC Segment have been valued at the lower of cost or market using the weighted average cost method. These changes affected approximately 36% of consolidated inventories.

These changes were made primarily to provide the Company with better information to manage its retail front store operations and to bring all of the Company's inventories to a common inventory valuation methodology. The Company believes the weighted average cost method is preferable to the retail inventory method and the FIFO cost method because it results in greater precision in the determination of cost of revenues and inventories at the stock keeping unit ("SKU") level and results in a consistent inventory valuation method for all of the Company's inventories as all of the Company's remaining inventories, which consist of prescription drugs, were already being valued using the weighted average cost method.

The Company recorded the cumulative effect of these changes in accounting principle as of January 1, 2015. The Company determined that retrospective application for periods prior to 2015 is impracticable, as the period-specific information necessary to value front store inventories in the Retail/LTC Segment under the weighted average cost method is unavailable. The Company implemented a new perpetual inventory system to manage front store inventory at the SKU level and valued front store inventory as of January 1, 2015 and calculated the cumulative impact. The effect of these changes in accounting principle as of January 1, 2015, was a decrease in inventories of \$7 million, an increase in current deferred income tax assets of \$3 million and a decrease in retained earnings of \$4 million.

All prescription drug inventories in the Retail/LTC Segment have been valued at the lower of cost or market using the weighted average cost method. The weighted average cost method is used to determine cost of sales and inventory in our mail service and specialty pharmacies in our Pharmacy Services Segment.

We reduce the value of our ending inventory for estimated inventory losses that have occurred during the interim period between physical inventory counts. Physical inventory counts are taken on a regular basis in each store and a continuous cycle count process is the primary procedure used to validate the inventory balances on hand in each distribution center and mail facility to ensure that the amounts reflected in the accompanying consolidated financial statements are properly stated. The accounting for inventory contains uncertainty since we must use judgment to estimate the inventory losses that have occurred during the interim period between physical inventory counts. When estimating these losses, we consider a number of factors, which include, but are not limited to, historical physical inventory results on a location-by-location basis and current physical inventory loss trends.

Our total reserve for estimated inventory losses covered by this critical accounting policy was \$225 million as of December 31, 2015. Although we believe we have sufficient current and historical information available to us to record reasonable estimates for estimated inventory losses, it is possible that actual results could differ. In order to help you assess the aggregate risk, if any, associated with the uncertainties discussed above, a ten percent (10%) pre-tax change in our estimated inventory losses, which we believe is a reasonably likely change, would increase or decrease our total reserve for estimated inventory losses by about \$23 million as of December 31, 2015.

Although we believe that the estimates discussed above are reasonable and the related calculations conform to generally accepted accounting principles, actual results could differ from our estimates, and such differences could be material.

Goodwill and Intangible Assets

Identifiable intangible assets consist primarily of trademarks, client contracts and relationships, favorable leases and covenants not to compete. These intangible assets arise primarily from the determination of their respective fair market values at the date of acquisition.

Amounts assigned to identifiable intangible assets, and their related useful lives, are derived from established valuation techniques and management estimates. Goodwill represents the excess of amounts paid for acquisitions over the fair value of the net identifiable assets acquired.

We evaluate the recoverability of certain long-lived assets, including intangible assets with finite lives, but excluding goodwill and intangible assets with indefinite lives which are tested for impairment using separate tests, whenever events or changes in circumstances indicate that the carrying value of an asset may not be recoverable. We group and evaluate these long-lived assets for impairment at the lowest level at which individual cash flows can be identified. When evaluating these long-lived assets for potential impairment, we first compare the carrying amount of the asset group to the asset group's estimated future cash flows (undiscounted and without interest charges). If the estimated future cash flows are less than the carrying amount of the asset group, an impairment loss calculation is prepared. The impairment loss calculation compares the carrying amount of the asset group to the asset group's estimated future cash flows (discounted and with interest charges). If required, an impairment loss is recorded for the portion of the asset group's carrying value that exceeds the asset group's estimated future cash flows (discounted and with interest charges). Our long-lived asset impairment loss calculation contains uncertainty since we must use judgment to estimate each asset group's future sales, profitability and cash flows. When preparing these estimates, we consider historical results and current operating trends and our consolidated sales, profitability and cash flow results and forecasts.

These estimates can be affected by a number of factors including, but not limited to, general economic and regulatory conditions, efforts of third party organizations to reduce their prescription drug costs and/or increased member co-payments, the continued efforts of competitors to gain market share and consumer spending patterns.

Goodwill and indefinitely-lived intangible assets are subject to annual impairment reviews, or more frequent reviews if events or circumstances indicate that the carrying value may not be recoverable.

Indefinitely-lived intangible assets are tested by comparing the estimated fair value of the asset to its carrying value. If the carrying value of the asset exceeds its estimated fair value, an impairment loss is recognized and the asset is written down to its estimated fair value.

Our indefinitely-lived intangible asset impairment loss calculation contains uncertainty since we must use judgment to estimate the fair value based on the assumption that in lieu of ownership of an intangible asset, the Company would be willing to pay a royalty in order to utilize the benefits of the asset. Value is estimated by discounting the hypothetical royalty payments to their present value over the estimated economic life of the asset. These estimates can be affected by a number of factors including, but not limited to, general economic conditions, availability of market information as well as the profitability of the Company.

Goodwill is tested for impairment on a reporting unit basis using a two-step process. The first step of the impairment test is to identify potential impairment by comparing the reporting unit's fair value with its net book value (or carrying amount), including goodwill. The fair value of our reporting units is estimated using a combination of the discounted cash flow valuation model and comparable market transaction models. If the fair value of the reporting unit exceeds its carrying amount, the reporting unit's goodwill is not considered to be impaired and the second step of the impairment test is not performed. If the carrying amount of the reporting unit exceeds its fair value, the second step of the impairment test is performed to measure the amount of impairment loss, if any. The second step of the impairment test compares the implied fair value of the reporting unit's goodwill with the carrying amount of the goodwill. If the carrying amount of the reporting unit's goodwill exceeds the implied fair value of the goodwill, an impairment loss is recognized in an amount equal to that excess.

Management's Discussion and Analysis

of Financial Condition and Results of Operations

The determination of the fair value of our reporting units requires the Company to make significant assumptions and estimates. These assumptions and estimates primarily include, but are not limited to, the selection of appropriate peer group companies; control premiums and valuation multiples appropriate for acquisitions in the industries in which the Company competes; discount rates, terminal growth rates; and forecasts of revenue, operating profit, depreciation and amortization, capital expenditures and future working capital requirements. When determining these assumptions and preparing these estimates, we consider each reporting unit's historical results and current operating trends and our consolidated revenues, profitability and cash flow results, forecasts and industry trends. Our estimates can be affected by a number of factors including, but not limited to, general economic and regulatory conditions, our market capitalization, efforts of third party organizations to reduce their prescription drug costs and/or increase member co-payments, the continued efforts of competitors to gain market share and consumer spending patterns.

The carrying value of goodwill and other intangible assets covered by this critical accounting policy was \$38.1 billion and \$13.9 billion as of December 31, 2015, respectively. We did not record any impairment losses related to goodwill or other intangible assets during 2015, 2014 or 2013. During the third quarter of 2015, we performed our required annual impairment tests of goodwill and indefinitely-lived trademarks. The results of the impairment tests concluded that there was no impairment of goodwill or trademarks. The goodwill impairment test resulted in the fair value of our reporting units exceeding their carrying values by a significant margin.

Although we believe we have sufficient current and historical information available to us to test for impairment, it is possible that actual results could differ from the estimates used in our impairment tests.

We have not made any material changes in the methodologies utilized to test the carrying values of goodwill and intangible assets for impairment during the past three years.

Closed Store Lease Liability

We account for closed store lease termination costs when a leased store is closed. When a leased store is closed, we record a liability for the estimated present value of the remaining obligation under the noncancelable lease, which includes future real estate taxes, common area maintenance and other charges, if applicable. The liability is reduced by estimated future sublease income.

The initial calculation and subsequent evaluations of our closed store lease liability contain uncertainty since we must use judgment to estimate the timing and duration of future vacancy periods, the amount and timing of future lump sum settlement payments and the amount and timing of potential future sublease income. When estimating these potential termination costs and their related timing, we consider a number of factors, which include, but are not limited to, historical settlement experience, the owner of the property, the location and condition of the property, the terms of the underlying lease, the specific marketplace demand and general economic conditions.

Our total closed store lease liability covered by this critical accounting policy was \$221 million as of December 31, 2015. This amount is net of \$115 million of estimated sublease income that is subject to the uncertainties discussed above. Although we believe we have sufficient current and historical information available to us to record reasonable estimates for sublease income, it is possible that actual results could differ.

In order to help you assess the risk, if any, associated with the uncertainties discussed above, a ten percent (10%) pre-tax change in our estimated sublease income, which we believe is a reasonably likely change, would increase or decrease our total closed store lease liability by about \$12 million as of December 31, 2015.

We have not made any material changes in the reserve methodology used to record closed store lease reserves during the past three years.

Self-Insurance Liabilities

We are self-insured for certain losses related to general liability, workers' compensation and auto liability, although we maintain stop loss coverage with third party insurers to limit our total liability exposure. We are also self-insured for certain losses related to health and medical liabilities.

The estimate of our self-insurance liability contains uncertainty since we must use judgment to estimate the ultimate cost that will be incurred to settle reported claims and unreported claims for incidents incurred but not reported as of the balance sheet date. When estimating our self-insurance liability, we consider a number of factors, which include, but are not limited to, historical claim experience, demographic factors, severity factors and other standard insurance industry actuarial assumptions. On a quarterly basis, we review our self-insurance liability to determine if it is adequate as it relates to our general liability, workers' compensation and auto liability. Similar reviews are conducted semi-annually to determine if our self-insurance liability is adequate for our health and medical liability.

Our total self-insurance liability covered by this critical accounting policy was \$660 million as of December 31, 2015. Although we believe we have sufficient current and historical information available to us to record reasonable estimates for our self-insurance liability, it is possible that actual results could differ. In order to help you assess the risk, if any, associated with the uncertainties discussed above, a ten percent (10%) pre-tax change in our estimate for our self-insurance liability, which we believe is a reasonably likely change, would increase or decrease our self-insurance liability by about \$66 million as of December 31, 2015.

We have not made any material changes in the accounting methodology used to establish our self-insurance liability during the past three years.

Income Taxes

Income taxes are accounted for using the asset and liability method. Deferred tax liabilities or assets are established for temporary differences between financial and tax reporting bases and are subsequently adjusted to reflect changes in enacted tax rates expected to be in effect when the temporary differences reverse. The deferred tax assets are reduced, if necessary, by a valuation allowance to the extent future realization of those tax benefits is uncertain.

Significant judgment is required in determining the provision for income taxes and the related taxes payable and deferred tax assets and liabilities since, in the ordinary course of business, there are transactions and calculations where the ultimate tax outcome is uncertain. Additionally, our tax returns are subject to audit by various domestic and foreign tax authorities that could result in material adjustments or differing interpretations of the tax laws. Although we believe that our estimates are reasonable and are based on the best available information at the time we prepare the provision, actual results could differ from these estimates resulting in a final tax outcome that may be materially different from that which is reflected in our consolidated financial statements.

The tax benefit from an uncertain tax position is recognized only if it is more likely than not that the tax position will be sustained on examination by the taxing authorities, based on the technical merits of the position. The tax benefits recognized in the consolidated financial statements from such positions are then measured based on the largest benefit that has a greater than 50% likelihood of being realized upon settlement. Interest and/or penalties related to uncertain tax positions are recognized in income tax expense. Significant judgment is required in determining our uncertain tax positions. We have established accruals for uncertain tax positions using our best judgment and adjust these accruals, as warranted, due to changing facts and circumstances.

Management's Discussion and Analysis

of Financial Condition and Results of Operations

Proposed Lease Accounting Standard Update

In May 2013, the Financial Accounting Standards Board issued a revised proposed accounting standard update on lease accounting that will require entities to recognize assets and liabilities arising from lease contracts on the balance sheet. The proposed accounting standard update states that lessees and lessors should apply a "right-of-use model" in accounting for all leases. Under the proposed model, lessees would recognize an asset for the right to use the leased asset, and a liability for the obligation to make rental payments over the lease term. The Company cannot presently determine the potential impact the proposed standard would have on its results of operations. While the Company believes that the proposed standard, as currently drafted, will likely have a material impact on its financial position, it will not have a material impact on its liquidity; however, until the proposed standard is finalized, such evaluation cannot be completed.

See Note 1, "Significant Accounting Policies" to the consolidated financial statements for a description of New Accounting Pronouncements applicable to the Company.

Cautionary Statement Concerning Forward-Looking Statements

This annual report contains forward-looking statements within the meaning of the federal securities laws. In addition, the Company and its representatives may, from time to time, make written or verbal forward-looking statements, including statements contained in the Company's filings with the U.S. Securities and Exchange Commission ("SEC") and in its reports to stockholders, press releases, webcasts, conference calls, meetings and other communications. Generally, the inclusion of the words "believe," "expect," "intend," "estimate," "project," "anticipate," "will," "should" and similar expressions identify statements that constitute forward-looking statements. All statements addressing operating performance of CVS Health Corporation or any subsidiary, events or developments that the Company expects or anticipates will occur in the future, including statements relating to corporate strategy; revenue growth; earnings or earnings per common share growth; adjusted earnings or adjusted earnings per common share growth; free cash flow; debt ratings; inventory levels; inventory turn and loss rates; store development; relocations and new market entries; retail pharmacy business, sales trends and operations; PBM business, sales trends and operations; LTC pharmacy business, sales trends and operations; the Company's ability to attract or retain customers and clients; Medicare Part D competitive bidding, enrollment and operations; new product development; and the impact of industry developments, as well as statements expressing optimism or pessimism about future operating results or events, are forward-looking statements within the meaning of the federal securities laws.

The forward-looking statements are and will be based upon management's then-current views and assumptions regarding future events and operating performance, and are applicable only as of the dates of such statements. The Company undertakes no obligation to update or revise any forward-looking statements, whether as a result of new information, future events, or otherwise.

By their nature, all forward-looking statements involve risks and uncertainties. Actual results may differ materially from those contemplated by the forward-looking statements for a number of reasons as described in our SEC filings, including those set forth in the Risk Factors section within the 2015 Annual Report on Form 10-K, and including, but not limited to:

- *Risks relating to the health of the economy in general and in the markets we serve, which could impact consumer purchasing power, preferences and/or spending patterns, drug utilization trends, the financial health of our PBM and LTC clients or other payors doing business with the Company and our ability to secure necessary financing, suitable store locations and sale-leaseback transactions on acceptable terms.*
- *Efforts to reduce reimbursement levels and alter health care financing practices, including pressure to reduce reimbursement levels for generic drugs.*

-
- *The possibility of PBM and LTC client loss and/or the failure to win new PBM and LTC business, including as a result of failure to win renewal of expiring contracts, contract termination rights that may permit clients to terminate a contract prior to expiration and early or periodic renegotiation of pricing by clients prior to expiration of a contract.*
 - *The possibility of loss of Medicare Part D business and/or failure to obtain new Medicare Part D business, whether as a result of the annual Medicare Part D competitive bidding process or otherwise.*
 - *Risks related to the frequency and rate of the introduction of generic drugs and brand name prescription products.*
 - *Risks of declining gross margins in the PBM and LTC pharmacy industries attributable to increased competitive pressures, increased client demand for lower prices, enhanced service offerings and/or higher service levels and market dynamics and, with respect to the PBM industry, regulatory changes that impact our ability to offer plan sponsors pricing that includes the use of retail “differential” or “spread.”*
 - *Regulatory changes, business changes and compliance requirements and restrictions that may be imposed by Centers for Medicare and Medicaid Services (“CMS”), Office of Inspector General or other government agencies relating to the Company’s participation in Medicare, Medicaid and other federal and state government-funded programs, including sanctions and remedial actions that may be imposed by CMS on its Medicare Part D business.*
 - *Risks and uncertainties related to the timing and scope of reimbursement from Medicare, Medicaid and other government-funded programs, including the possible impact of sequestration, the impact of other federal budget, debt and deficit negotiations and legislation that could delay or reduce reimbursement from such programs and the impact of any closure, suspension or other changes affecting federal or state government funding or operations.*
 - *Possible changes in industry pricing benchmarks used to establish pricing in many of our PBM and LTC client contracts, pharmaceutical purchasing arrangements, retail network contracts, specialty payor agreements and other third party payor contracts.*
 - *A highly competitive business environment, including the uncertain impact of increased consolidation in the PBM industry, uncertainty concerning the ability of our retail pharmacy business to secure and maintain contractual relationships with PBMs and other payors on acceptable terms, uncertainty concerning the ability of our PBM business to secure and maintain competitive access, pricing and other contract terms from retail network pharmacies in an environment where some PBM clients are willing to consider adopting narrow or more restricted retail pharmacy networks.*
 - *The Company’s ability to timely identify or effectively respond to changing consumer preferences and spending patterns, an inability to expand the products being purchased by our customers, or the failure or inability to obtain or offer particular categories of products.*
 - *Risks relating to our ability to secure timely and sufficient access to the products we sell from our domestic and/or international suppliers.*
 - *Reform of the U.S. health care system, including ongoing implementation of ACA, continuing legislative efforts, regulatory changes and judicial interpretations impacting our health care system and the possibility of shifting political and legislative priorities related to reform of the health care system in the future.*
 - *Risks relating to any failure to properly maintain our information technology systems, our information security systems and our infrastructure to support our business and to protect the privacy and security of sensitive customer and business information.*
 - *Risks related to compliance with a broad and complex regulatory framework, including compliance with new and existing federal, state and local laws and regulations relating to health care, accounting standards, corporate securities, tax, environmental and other laws and regulations affecting our business.*

Management's Discussion and Analysis

of Financial Condition and Results of Operations

- *Risks related to litigation, government investigations and other legal proceedings as they relate to our business, the pharmacy services, retail pharmacy, LTC pharmacy or retail clinic industries or to the health care industry generally.*
- *The risk that any condition related to the closing of any proposed acquisition may not be satisfied on a timely basis or at all, including the inability to obtain required regulatory approvals of any proposed acquisition, or on the terms desired or anticipated; the risk that such approvals may result in the imposition of conditions that could adversely affect the resulting combined company or the expected benefits of any proposed transaction; and the risk that the proposed transactions fail to close for any other reason.*
- *The possibility that the anticipated synergies and other benefits from any acquisition by us will not be realized, or will not be realized within the expected time periods.*
- *The risks and uncertainties related to our ability to integrate the operations, products, services and employees of any entities acquired by us and the effect of the potential disruption of management's attention from ongoing business operations due to any pending acquisitions.*
- *The accessibility or availability of adequate financing on a timely basis and on reasonable terms in connection with any proposed acquisition.*
- *Risks related to the outcome of any legal proceedings related to, or involving any entity that is a part of, any proposed acquisition contemplated by us.*
- *Other risks and uncertainties detailed from time to time in our filings with the SEC.*

The foregoing list is not exhaustive. There can be no assurance that the Company has correctly identified and appropriately assessed all factors affecting its business. Additional risks and uncertainties not presently known to the Company or that it currently believes to be immaterial also may adversely impact the Company. Should any risks and uncertainties develop into actual events, these developments could have a material adverse effect on the Company's business, financial condition and results of operations. For these reasons, you are cautioned not to place undue reliance on the Company's forward-looking statements.

Management's Report on Internal Control Over Financial Reporting

We are responsible for establishing and maintaining adequate internal control over financial reporting. Our Company's internal control over financial reporting includes those policies and procedures that pertain to the Company's ability to record, process, summarize and report a system of internal accounting controls and procedures to provide reasonable assurance, at an appropriate cost/benefit relationship, that the unauthorized acquisition, use or disposition of assets are prevented or timely detected and that transactions are authorized, recorded and reported properly to permit the preparation of financial statements in accordance with generally accepted accounting principles (GAAP) and receipts and expenditures are duly authorized. In order to ensure the Company's internal control over financial reporting is effective, management regularly assesses such controls and did so most recently for its financial reporting as of December 31, 2015.

We conducted an assessment of the effectiveness of our internal controls over financial reporting based on the criteria set forth in *Internal Control — Integrated Framework* issued by the Committee of Sponsoring Organizations of the Treadway Commission (2013 Framework). This evaluation included review of the documentation, evaluation of the design effectiveness and testing of the operating effectiveness of controls. Our system of internal control over financial reporting is enhanced by periodic reviews by our internal auditors, written policies and procedures and a written Code of Conduct adopted by our Company's Board of Directors, applicable to all employees of our Company. In addition, we have an internal Disclosure Committee, comprised of management from each functional area within the Company, which performs a separate review of our disclosure controls and procedures. There are inherent limitations in the effectiveness of any system of internal controls over financial reporting.

Management's assessment of the effectiveness of our internal control over financial reporting did not include two acquisitions, Omnicare, Inc. and the pharmacies and clinics of Target Corporation, consummated during fiscal year 2015. Omnicare, Inc. and the Target Corporation pharmacy and clinic businesses are included in the Company's 2015 consolidated financial statements and represent 18% of total assets as of December 31, 2015 and 2% of net revenues for the year then ended.

Based on our assessment, we conclude our Company's internal control over financial reporting is effective and provides reasonable assurance that assets are safeguarded and that the financial records are reliable for preparing financial statements as of December 31, 2015.

Ernst & Young LLP, independent registered public accounting firm, is appointed by the Board of Directors and ratified by our Company's shareholders. They were engaged to render an opinion regarding the fair presentation of our consolidated financial statements as well as conducting an audit of internal control over financial reporting. Their accompanying reports are based upon audits conducted in accordance with the standards of the Public Company Accounting Oversight Board (United States).

February 9, 2016

Report of Ernst & Young LLP, Independent Registered Public Accounting Firm

The Board of Directors and Shareholders of CVS Health Corporation

We have audited CVS Health Corporation's internal control over financial reporting as of December 31, 2015, based on criteria established in *Internal Control — Integrated Framework* issued by the Committee of Sponsoring Organizations of the Treadway Commission (2013 framework) (the COSO criteria). CVS Health Corporation's management is responsible for maintaining effective internal control over financial reporting, and for its assessment of the effectiveness of internal control over financial reporting included in the accompanying Management's Report on Internal Control Over Financial Reporting. Our responsibility is to express an opinion on the Company's internal control over financial reporting based on our audit.

We conducted our audit in accordance with the standards of the Public Company Accounting Oversight Board (United States). Those standards require that we plan and perform the audit to obtain reasonable assurance about whether effective internal control over financial reporting was maintained in all material respects. Our audit included obtaining an understanding of internal control over financial reporting, assessing the risk that a material weakness exists, testing and evaluating the design and operating effectiveness of internal control based on the assessed risk, and performing such other procedures as we considered necessary in the circumstances. We believe that our audit provides a reasonable basis for our opinion.

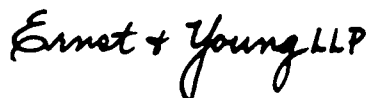
A company's internal control over financial reporting is a process designed to provide reasonable assurance regarding the reliability of financial reporting and the preparation of financial statements for external purposes in accordance with generally accepted accounting principles. A company's internal control over financial reporting includes those policies and procedures that (1) pertain to the maintenance of records that, in reasonable detail, accurately and fairly reflect the transactions and dispositions of the assets of the company; (2) provide reasonable assurance that transactions are recorded as necessary to permit preparation of financial statements in accordance with generally accepted accounting principles, and that receipts and expenditures of the company are being made only in accordance with authorizations of management and directors of the company; and (3) provide reasonable assurance regarding prevention or timely detection of unauthorized acquisition, use, or disposition of the company's assets that could have a material effect on the financial statements.

Because of its inherent limitations, internal control over financial reporting may not prevent or detect misstatements. Also, projections of any evaluation of effectiveness to future periods are subject to the risk that controls may become inadequate because of changes in conditions, or that the degree of compliance with the policies or procedures may deteriorate.

As indicated in the accompanying Management's Report on Internal Control Over Financial Reporting, management's assessment of and conclusion on the effectiveness of internal control over financial reporting did not include the internal controls of Omnicare, Inc. and the pharmacies and clinics of Target Corporation, which are included in the 2015 consolidated financial statements of CVS Health Corporation and constituted 18% of total assets as of December 31, 2015 and 2% of net revenues for the year then ended. Our audit of internal control over financial reporting of CVS Health Corporation also did not include an evaluation of the internal control over financial reporting of Omnicare, Inc. and the pharmacies and clinics of Target Corporation.

In our opinion, CVS Health Corporation maintained, in all material respects, effective internal control over financial reporting as of December 31, 2015, based on the COSO criteria.

We also have audited, in accordance with the standards of the Public Company Accounting Oversight Board (United States), the consolidated balance sheets of CVS Health Corporation as of December 31, 2015 and 2014, and the related consolidated statements of income, comprehensive income, shareholders' equity and cash flows for each of the three years in the period ended December 31, 2015 of CVS Health Corporation and our report dated February 9, 2016 expressed an unqualified opinion thereon.

The logo for Ernst & Young LLP, featuring the company name in a stylized, handwritten-style script.

Boston, Massachusetts
February 9, 2016

Consolidated Statements of Income

YEAR ENDED DECEMBER 31.

IN MILLIONS, EXCEPT PER SHARE AMOUNTS	2015	2014	2013
Net revenues	\$ 153,290	\$ 139,367	\$ 126,761
Cost of revenues	126,762	114,000	102,978
Gross profit	26,528	25,367	23,783
Operating expenses	17,074	16,568	15,746
Operating profit	9,454	8,799	8,037
Interest expense, net	838	600	509
Loss on early extinguishment of debt	—	521	—
Income before income tax provision	8,616	7,678	7,528
Income tax provision	3,386	3,033	2,928
Income from continuing operations	5,230	4,645	4,600
Income (loss) from discontinued operations, net of tax	9	(1)	(8)
Net income	5,239	4,644	4,592
Net income attributable to noncontrolling interest	(2)	—	—
Net income attributable to CVS Health	\$ 5,237	\$ 4,644	\$ 4,592
Basic earnings per share:			
Income from continuing operations attributable to CVS Health	\$ 4.65	\$ 3.98	\$ 3.78
Income (loss) from discontinued operations attributable to CVS Health	\$ 0.01	\$ —	\$ (0.01)
Net income attributable to CVS Health	\$ 4.66	\$ 3.98	\$ 3.77
Weighted average shares outstanding	1,118	1,161	1,217
Diluted earnings per share:			
Income from continuing operations attributable to CVS Health	\$ 4.62	\$ 3.96	\$ 3.75
Income (loss) from discontinued operations attributable to CVS Health	\$ 0.01	\$ —	\$ (0.01)
Net income attributable to CVS Health	\$ 4.63	\$ 3.96	\$ 3.74
Weighted average shares outstanding	1,126	1,169	1,226
Dividends declared per share	\$ 1.40	\$ 1.10	\$ 0.90

See accompanying notes to consolidated financial statements.

Consolidated Statements of Comprehensive Income

IN MILLIONS	YEAR ENDED DECEMBER 31,		
	2015	2014	2013
Net income	\$ 5,239	\$ 4,644	\$ 4,592
Other comprehensive income (loss):			
Foreign currency translation adjustments, net of tax	(100)	(35)	(30)
Net cash flow hedges, net of tax	2	4	3
Pension and other postretirement benefits, net of tax	(43)	(37)	59
Total other comprehensive income (loss)	(141)	(68)	32
Comprehensive income	5,098	4,576	4,624
Comprehensive income attributable to noncontrolling interest	(2)	—	—
Comprehensive income attributable to CVS Health	\$ 5,096	\$ 4,576	\$ 4,624

See accompanying notes to consolidated financial statements.

Consolidated Balance Sheets

DECEMBER 31.

IN MILLIONS, EXCEPT PER SHARE AMOUNTS	2015	2014
Assets:		
Cash and cash equivalents	\$ 2,459	\$ 2,481
Short-term investments	88	34
Accounts receivable, net	11,888	9,687
Inventories	14,001	11,930
Deferred income taxes	1,220	985
Other current assets	722	866
Total current assets	30,378	25,983
Property and equipment, net	9,855	8,843
Goodwill	38,106	28,142
Intangible assets, net	13,878	9,774
Other assets	1,440	1,445
Total assets	\$ 93,657	\$ 74,187
Liabilities:		
Accounts payable	\$ 7,490	\$ 6,547
Claims and discounts payable	7,653	5,404
Accrued expenses	6,829	5,816
Short-term debt	—	685
Current portion of long-term debt	1,197	575
Total current liabilities	23,169	19,027
Long-term debt	26,267	11,630
Deferred income taxes	5,437	4,036
Other long-term liabilities	1,542	1,531
Commitments and contingencies (Note 12)	—	—
Redeemable noncontrolling interest	39	—
Shareholders' equity:		
CVS Health shareholders' equity:		
Preferred stock, par value \$0.01: 0.1 shares authorized; none issued or outstanding	—	—
Common stock, par value \$0.01: 3,200 shares authorized; 1,699 shares issued and 1,101 shares outstanding at December 31, 2015 and 1,691 shares issued and 1,140 shares outstanding at December 31, 2014	17	17
Treasury stock, at cost: 597 shares at December 31, 2015 and 550 shares at December 31, 2014	(28,886)	(24,078)
Shares held in trust: 1 share at December 31, 2015 and 2014	(31)	(31)
Capital surplus	30,948	30,418
Retained earnings	35,506	31,849
Accumulated other comprehensive income (loss)	(358)	(217)
Total CVS Health shareholders' equity	37,196	37,958
Noncontrolling interest	7	5
Total shareholders' equity	37,203	37,963
Total liabilities and shareholders' equity	\$ 93,657	\$ 74,187

See accompanying notes to consolidated financial statements.

Consolidated Statements of Cash Flows

YEAR ENDED DECEMBER 31,

IN MILLIONS	2015	2014	2013
Cash flows from operating activities:			
Cash receipts from customers	\$ 148,954	\$ 132,406	\$ 114,993
Cash paid for inventory and prescriptions dispensed by retail network pharmacies	(122,498)	(105,362)	(91,178)
Cash paid to other suppliers and employees	(14,162)	(15,344)	(14,295)
Interest received	21	15	8
Interest paid	(629)	(647)	(534)
Income taxes paid	(3,274)	(2,931)	(3,211)
Net cash provided by operating activities	8,412	8,137	5,783
Cash flows from investing activities:			
Purchases of property and equipment	(2,367)	(2,136)	(1,984)
Proceeds from sale-leaseback transactions	411	515	600
Proceeds from sale of property and equipment and other assets	35	11	54
Acquisitions (net of cash acquired) and other investments	(11,475)	(2,439)	(415)
Purchase of available-for-sale investments	(267)	(157)	(226)
Maturity of available-for-sale investments	243	161	136
Net cash used in investing activities	(13,420)	(4,045)	(1,835)
Cash flows from financing activities:			
Increase (decrease) in short-term debt	(685)	685	(690)
Proceeds from issuance of long-term debt	14,805	1,483	3,964
Repayments of long-term debt	(2,902)	(3,100)	—
Payment of contingent consideration	(58)	—	—
Dividends paid	(1,576)	(1,288)	(1,097)
Proceeds from exercise of stock options	299	421	500
Excess tax benefits from stock-based compensation	127	106	62
Repurchase of common stock	(5,001)	(4,001)	(3,976)
Other	(3)	—	—
Net cash provided by (used in) financing activities	5,006	(5,694)	(1,237)
Effect of exchange rate changes on cash and cash equivalents	(20)	(6)	3
Net increase (decrease) in cash and cash equivalents	(22)	(1,608)	2,714
Cash and cash equivalents at the beginning of the year	2,481	4,089	1,375
Cash and cash equivalents at the end of the year	\$ 2,459	\$ 2,481	\$ 4,089
Reconciliation of net income to net cash provided by operating activities:			
Net income	\$ 5,239	\$ 4,644	\$ 4,592
Adjustments required to reconcile net income to net cash provided by operating activities:			
Depreciation and amortization	2,092	1,931	1,870
Stock-based compensation	230	165	141
Loss on early extinguishment of debt	—	521	—
Deferred income taxes and other noncash items	(266)	(58)	(86)
Change in operating assets and liabilities, net of effects from acquisitions:			
Accounts receivable, net	(1,594)	(737)	(2,210)
Inventories	(1,141)	(770)	12
Other current assets	355	(383)	105
Other assets	2	9	(135)
Accounts payable and claims and discounts payable	2,834	1,742	1,024
Accrued expenses	765	1,060	471
Other long-term liabilities	(104)	13	(1)
Net cash provided by operating activities	\$ 8,412	\$ 8,137	\$ 5,783

See accompanying notes to consolidated financial statements.

Consolidated Statements of Shareholders' Equity

IN MILLIONS	SHARES YEAR ENDED DECEMBER 31,			DOLLARS YEAR ENDED DECEMBER 31,		
	2015	2014	2013	2015	2014	2013
Common stock:						
Beginning of year	1,691	1,680	1,667	\$ 17	\$ 17	\$ 17
Stock options exercised and issuance of stock awards	8	11	13	—	—	—
End of year	1,699	1,691	1,680	\$ 17	\$ 17	\$ 17
Treasury stock:						
Beginning of year	(550)	(500)	(435)	\$ (24,078)	\$ (20,169)	\$ (16,270)
Purchase of treasury shares	(48)	(51)	(66)	(4,856)	(4,001)	(3,976)
Employee stock purchase plan issuances	1	1	1	48	92	77
End of year	(597)	(550)	(500)	\$ (28,886)	\$ (24,078)	\$ (20,169)
Shares held in trust:						
Balance at beginning and end of year	(1)	(1)	(1)	\$ (31)	\$ (31)	\$ (31)
Capital surplus:						
Beginning of year				\$ 30,418	\$ 29,777	\$ 29,120
Stock option activity and stock awards				533	535	588
Excess tax benefit on stock options and stock awards				142	106	69
Portion of accelerated share repurchase not settled				(145)	—	—
End of year				\$ 30,948	\$ 30,418	\$ 29,777
Retained earnings:						
Beginning of year				\$ 31,849	\$ 28,493	\$ 24,998
Changes in inventory accounting principles (Note 2)				(4)	—	—
Net income attributable to CVS Health				5,237	4,644	4,592
Common stock dividends				(1,576)	(1,288)	(1,097)
End of year				\$ 35,506	\$ 31,849	\$ 28,493
Accumulated other comprehensive loss:						
Beginning of year				\$ (217)	\$ (149)	\$ (181)
Foreign currency translation adjustments, net of tax				(100)	(35)	(30)
Net cash flow hedges, net of tax				2	4	3
Pension and other postretirement benefits, net of tax				(43)	(37)	59
End of year				\$ (358)	\$ (217)	\$ (149)
Total CVS Health shareholders' equity				\$ 37,196	\$ 37,958	\$ 37,938
Noncontrolling interest:						
Beginning of year				\$ 5	\$ —	\$ —
Business combinations				1	5	—
Capital contributions				2	—	—
Net income attributable to noncontrolling interest ⁽¹⁾				1	—	—
Distributions				(2)	—	—
End of year				\$ 7	\$ 5	\$ —
Total shareholders' equity				\$ 37,203	\$ 37,963	\$ 37,938

(1) Excludes \$1 million attributable to redeemable noncontrolling interest (See Note 1 – "Significant Accounting Policies").

See accompanying notes to consolidated financial statements.

Notes to Consolidated Financial Statements

1 | Significant Accounting Policies

Description of business CVS Health Corporation and its subsidiaries (the "Company") is the largest integrated pharmacy health care provider in the United States based upon revenues and prescriptions filled. The Company currently has three reportable business segments, Pharmacy Services, Retail/LTC and Corporate, which are described below.

Changes in Segment Definition As a result of the acquisition of Omnicare, Inc. ("Omnicare") on August 18, 2015, the Company's segments have been expanded. The Company's Pharmacy Services Segment now also includes the specialty pharmacy operations of Omnicare. The Company's former Retail Pharmacy Segment now also includes the long-term care ("LTC") operations, as well as the commercialization services of Omnicare, and has been renamed the "Retail/LTC Segment." The LTC operations include the distribution of pharmaceuticals, related pharmacy consulting and other ancillary services to chronic care facilities and other care settings. The Company's Corporate Segment now also includes certain aspects of Omnicare's corporate expenses.

On December 16, 2015, the Company completed its acquisition of the pharmacy and clinic businesses of Target Corporation ("Target"). See Note 3, "Acquisitions." The results of the Target pharmacies and clinics are included in the Retail/LTC Segment.

Pharmacy Services Segment (the "PSS") The PSS provides a full range of pharmacy benefit management services including mail order pharmacy services, specialty pharmacy and infusion services, plan design and administration, formulary management and claims processing. The Company's clients are primarily employers, insurance companies, unions, government employee groups, health plans, Managed Medicaid plans and other sponsors of health benefit plans and individuals throughout the United States.

As a pharmacy benefits manager, the PSS manages the dispensing of pharmaceuticals through the Company's mail order pharmacies and national network of more than 68,000 retail pharmacies, consisting of approximately 41,000 chain pharmacies and 27,000 independent pharmacies, to eligible members in the benefits plans maintained by the Company's clients and utilizes its information systems to perform, among other things, safety checks, drug interaction screenings and brand to generic substitutions.

The PSS' specialty pharmacies support individuals that require complex and expensive drug therapies. The specialty pharmacy business includes mail order and retail specialty pharmacies that operate under the CVS Caremark®, CarePlus CVS Pharmacy™, Navarro® Health Services and Advanced Care Scripts names. In January 2014, the Company enhanced its offerings of specialty infusion services and began offering enteral nutrition services through Coram LLC and its subsidiaries. In August 2015, the Company further expanded its specialty offerings with the acquisition of Advanced Care Scripts which was part of the Omnicare acquisition. See Note 3, "Acquisitions".

The PSS also provides health management programs, which include integrated disease management for 17 conditions, through the Company's Accordant® rare disease management offering.

In addition, through the Company's SilverScript Insurance Company ("SilverScript") subsidiary, the PSS is a national provider of drug benefits to eligible beneficiaries under the federal government's Medicare Part D program.

The PSS generates net revenues primarily by contracting with clients to provide prescription drugs to plan members. Prescription drugs are dispensed by the mail order pharmacies, specialty pharmacies and national network of retail pharmacies. Net revenues are also generated by providing additional services to clients, including administrative services such as claims processing and formulary management, as well as health care related services such as disease management.

The pharmacy services business operates under the CVS Caremark® Pharmacy Services, Caremark®, CVS Caremark™, CarePlus CVS Pharmacy™, Accordant®, SilverScript®, Coram®, CVS Specialty™, NovoLogix®, Navarro® Health Services and Advanced Care Scripts names. As of December 31, 2015, the PSS operated 24 retail specialty

pharmacy stores, 11 specialty mail order pharmacies and five mail order dispensing pharmacies, and 83 branches for infusion and enteral services, including 73 ambulatory infusion suites and six centers of excellence, located in 40 states, Puerto Rico and the District of Columbia.

Retail/LTC Segment (the "RLS") The RLS sells prescription drugs and a wide assortment of general merchandise, including over-the-counter drugs, beauty products and cosmetics, photo finishing, seasonal merchandise, greeting cards and convenience foods, through the Company's CVS Pharmacy®, CVS®, Longs Drugs®, Navarro Discount Pharmacy® and Drogaria Onofre™ retail stores and online through CVS.com®, Navarro.com™ and Onofre.com.br™.

The RLS also provides health care services through its MinuteClinic® health care clinics. MinuteClinics are staffed by nurse practitioners and physician assistants who utilize nationally recognized protocols to diagnose and treat minor health conditions, perform health screenings, monitor chronic conditions and deliver vaccinations.

With the acquisition of Omnicare, the RLS now includes LTC operations, which is comprised of providing the distribution of pharmaceuticals, related pharmacy consulting and other ancillary services to chronic care facilities and other care settings, as well as commercialization services which are provided under the name RxCrossroads®. With the acquisition of the pharmacies and clinics of Target, the Company added 1,672 pharmacies and approximately 79 clinics.

As of December 31, 2015, the retail pharmacy business included 9,655 retail stores (of which 7,897 were our stores that operated a pharmacy and 1,672 were our pharmacies located within a Target store) located in 49 states, the District of Columbia, Puerto Rico and Brazil operating primarily under the CVS Pharmacy, CVS, Longs Drugs, Navarro Discount Pharmacy and Drogaria Onofre names, the online retail websites, CVS.com, Navarro.com and Onofre.com.br, and 1,135 retail health care clinics operating under the MinuteClinic name (of which 1,049 were located in CVS Pharmacy stores). LTC operations is comprised of 143 spoke pharmacies that primarily handle new prescription orders and 32 hub pharmacies that use proprietary automation to support spoke pharmacies with refill prescriptions. LTC operates primarily under the Omnicare® and NeighborCare® names.

Corporate Segment The Corporate Segment provides management and administrative services to support the Company. The Corporate Segment consists of certain aspects of the Company's executive management, corporate relations, legal, compliance, human resources, corporate information technology and finance departments.

Principles of consolidation The consolidated financial statements include the accounts of the Company and its majority-owned subsidiaries and variable interest entities ("VIEs") for which the Company is the primary beneficiary. All intercompany balances and transactions have been eliminated.

The Company continually evaluates its investments to determine if they represent variable interests in a VIE. If the Company determines that it has a variable interest in a VIE, the Company then evaluates if it is the primary beneficiary of the VIE. The evaluation is a qualitative assessment as to whether the Company has the ability to direct the activities of a VIE that most significantly impact the entity's economic performance. The Company consolidates a VIE if it is considered to be the primary beneficiary.

Assets and liabilities of VIEs for which the Company is the primary beneficiary were not significant to the Company's consolidated financial statements. VIE creditors do not have recourse against the general credit of the Company.

Use of estimates The preparation of financial statements in conformity with accounting principles generally accepted in the United States of America requires management to make estimates and assumptions that affect the reported amounts in the consolidated financial statements and accompanying notes. Actual results could differ from those estimates.

Notes to Consolidated Financial Statements

Fair value hierarchy The Company utilizes the three-level valuation hierarchy for the recognition and disclosure of fair value measurements. The categorization of assets and liabilities within this hierarchy is based upon the lowest level of input that is significant to the measurement of fair value. The three levels of the hierarchy consist of the following:

- Level 1 – Inputs to the valuation methodology are unadjusted quoted prices in active markets for identical assets or liabilities that the Company has the ability to access at the measurement date.
- Level 2 – Inputs to the valuation methodology are quoted prices for similar assets and liabilities in active markets, quoted prices in markets that are not active or inputs that are observable for the asset or liability, either directly or indirectly, for substantially the full term of the instrument.
- Level 3 – Inputs to the valuation methodology are unobservable inputs based upon management's best estimate of inputs market participants could use in pricing the asset or liability at the measurement date, including assumptions about risk.

Cash and cash equivalents Cash and cash equivalents consist of cash and temporary investments with maturities of three months or less when purchased. The Company invests in short-term money market funds, commercial paper and time deposits, as well as other debt securities that are classified as cash equivalents within the accompanying consolidated balance sheets, as these funds are highly liquid and readily convertible to known amounts of cash. These investments are classified within Level 1 of the fair value hierarchy because they are valued using quoted market prices.

Short-term investments The Company's short-term investments consist of certificates of deposit with initial maturities of greater than three months when purchased that mature in less than one year from the balance sheet date. These investments, which were classified as available-for-sale within Level 1 of the fair value hierarchy, were carried at fair value, which approximated their historical cost at December 31, 2015 and 2014.

Fair value of financial instruments As of December 31, 2015, the Company's financial instruments include cash and cash equivalents, short-term and long-term investments, accounts receivable, accounts payable, contingent consideration liability and short-term debt. Due to the nature of these instruments, the Company's carrying value approximates fair value. The carrying amount and estimated fair value of total long-term debt was \$27.5 billion and \$28.4 billion, respectively, as of December 31, 2015. The fair value of the Company's long-term debt was estimated based on quoted rates currently offered in active markets for the Company's debt, which is considered Level 1 of the fair value hierarchy. The Company had outstanding letters of credit, which guaranteed foreign trade purchases, with a fair value of \$4 million as of December 31, 2015. There were no outstanding derivative financial instruments as of December 31, 2015 and 2014.

Foreign currency translation and transactions For local currency functional currency, assets and liabilities are translated at end-of-period rates while revenues and expenses are translated at average rates in effect during the period. Equity is translated at historical rates and the resulting cumulative translation adjustments are included as a component of accumulated other comprehensive income (loss).

For U.S. dollar functional currency locations, foreign currency assets and liabilities are remeasured into U.S. dollars at end-of-period exchange rates, except for non-monetary balance sheet accounts, which are remeasured at historical exchange rates. Revenue and expense are remeasured at average exchange rates in effect during each period, except for those expenses related to the nonmonetary balance sheet amounts, which are remeasured at historical exchange rates. Gains or losses from foreign currency remeasurement are included in income.

Gains and losses arising from foreign currency transactions and the effects of remeasurements were not material for all periods presented.

Accounts receivable Accounts receivable are stated net of an allowance for doubtful accounts. The accounts receivable balance primarily includes amounts due from third party providers (e.g., pharmacy benefit managers, insurance companies, governmental agencies and long-term care facilities), clients, members and private pay customers, as well as vendors and manufacturers. Charges to bad debt are based on both historical write-offs and specifically identified receivables.

The activity in the allowance for doubtful accounts receivable for the years ended December 31 is as follows:

IN MILLIONS	2015	2014	2013
Beginning balance	\$ 256	\$ 256	\$ 243
Additions charged to bad debt expense	216	185	195
Write-offs charged to allowance	(311)	(185)	(182)
Ending balance	\$ 161	\$ 256	\$ 256

Inventories All inventories are stated at the lower of cost or market. Prescription drug inventories in the RLS and PSS, as well as front store inventories in the RLS stores are accounted for using the weighted average cost method. See Note 2, "Changes in Accounting Principle." Physical inventory counts are taken on a regular basis in each retail store and long-term care pharmacy and a continuous cycle count process is the primary procedure used to validate the inventory balances on hand in each distribution center and mail facility to ensure that the amounts reflected in the accompanying consolidated financial statements are properly stated. During the interim period between physical inventory counts, the Company accrues for anticipated physical inventory losses on a location-by-location basis based on historical results and current trends.

Property and equipment Property, equipment and improvements to leased premises are depreciated using the straight-line method over the estimated useful lives of the assets, or when applicable, the term of the lease, whichever is shorter. Estimated useful lives generally range from 10 to 40 years for buildings, building improvements and leasehold improvements and 3 to 10 years for fixtures, equipment and internally developed software. Repair and maintenance costs are charged directly to expense as incurred. Major renewals or replacements that substantially extend the useful life of an asset are capitalized and depreciated. Application development stage costs for significant internally developed software projects are capitalized and depreciated.

The following are the components of property and equipment at December 31:

IN MILLIONS	2015	2014
Land	\$ 1,635	\$ 1,506
Building and improvements	3,168	2,828
Fixtures and equipment	10,001	8,958
Leasehold improvements	4,015	3,626
Software	2,217	1,868
	21,036	18,786
Accumulated depreciation and amortization	(11,181)	(9,943)
Property and equipment, net	\$ 9,855	\$ 8,843

The gross amount of property and equipment under capital leases was \$528 million and \$268 million as of December 31, 2015 and 2014, respectively. Accumulated amortization of property and equipment under capital lease was \$97 million and \$86 million as of December 31, 2015 and 2014, respectively. Amortization of property and equipment under capital lease is included within depreciation expense. Depreciation expense totaled \$1.5 billion in 2015 and \$1.4 billion in both 2014 and 2013.

Goodwill and other indefinitely-lived assets Goodwill and other indefinitely-lived assets are not amortized, but are subject to impairment reviews annually, or more frequently if necessary. See Note 4 for additional information on goodwill and other indefinitely-lived assets.

Intangible assets Purchased customer contracts and relationships are amortized on a straight-line basis over their estimated useful lives between 9 and 20 years. Purchased customer lists are amortized on a straight-line basis over their estimated useful lives of up to 10 years. Purchased leases are amortized on a straight-line basis over the remaining life of the lease. See Note 4 for additional information about intangible assets.

Notes to Consolidated Financial Statements

Impairment of long-lived assets The Company groups and evaluates fixed and finite-lived intangible assets for impairment at the lowest level at which individual cash flows can be identified, whenever events or changes in circumstances indicate that the carrying value of an asset may not be recoverable. If indicators of impairment are present, the Company first compares the carrying amount of the asset group to the estimated future cash flows associated with the asset group (undiscounted and without interest charges). If the estimated future cash flows used in this analysis are less than the carrying amount of the asset group, an impairment loss calculation is prepared. The impairment loss calculation compares the carrying amount of the asset group to the asset group's estimated future cash flows (discounted and with interest charges). If required, an impairment loss is recorded for the portion of the asset group's carrying value that exceeds the asset group's estimated future cash flows (discounted and with interest charges).

Redeemable noncontrolling interest As a result of the acquisition of Omnicare in August 2015, the Company obtained a 73% ownership interest in a limited liability company ("LLC"). Due to the change in control in Omnicare, the noncontrolling member of the LLC had the contractual right to put its membership interest to the Company at fair value. Consequently, the noncontrolling interest in the LLC is recorded as a redeemable noncontrolling interest at fair value. In January 2016, as provided for in the LLC operating agreement, the noncontrolling shareholder of the LLC exercised its option to sell its ownership interest in the LLC to the Company. On February 8, 2016, in accordance with the terms of the LLC operating agreement, the Company purchased the noncontrolling interest in the LLC at an amount determined pursuant to the operating agreement that approximated its carrying value at December 31, 2015.

Below is a summary of the changes in redeemable noncontrolling interest for the year ended December 31, 2015:

IN MILLIONS	
Acquisition of noncontrolling interest	\$ 39
Net income attributable to noncontrolling interest	1
Distributions	(1)
Balance, December 31, 2015	\$ 39

Revenue Recognition

Pharmacy Services Segment The PSS sells prescription drugs directly through its mail service dispensing pharmacies and indirectly through its retail pharmacy network. The PSS recognizes revenue from prescription drugs sold by its mail service dispensing pharmacies and under retail pharmacy network contracts where it is the principal using the gross method at the contract prices negotiated with its clients. Net revenues include: (i) the portion of the price the client pays directly to the PSS, net of any volume-related or other discounts paid back to the client (see "Drug Discounts" below), (ii) the price paid to the PSS by client plan members for mail order prescriptions ("Mail Co-Payments") and the price paid to retail network pharmacies by client plan members for retail prescriptions ("Retail Co-Payments"), and (iii) administrative fees for retail pharmacy network contracts where the PSS is not the principal as discussed later in this document. Sales taxes are not included in revenue.

Revenue is recognized when: (i) persuasive evidence of an arrangement exists, (ii) delivery has occurred or services have been rendered, (iii) the seller's price to the buyer is fixed or determinable, and (iv) collectability is reasonably assured. The following revenue recognition policies have been established for the PSS:

- Revenues generated from prescription drugs sold by mail service dispensing pharmacies are recognized when the prescription is delivered. At the time of delivery, the PSS has performed substantially all of its obligations under its client contracts and does not experience a significant level of returns or reshipments.
- Revenues generated from prescription drugs sold by third party pharmacies in the PSS' retail pharmacy network and associated administrative fees are recognized at the PSS' point-of-sale, which is when the claim is adjudicated by the PSS online claims processing system.

The PSS determines whether it is the principal or agent for its retail pharmacy network transactions on a contract by contract basis. In the majority of its contracts, the PSS has determined it is the principal due to it: (i) being the primary obligor in the arrangement, (ii) having latitude in establishing the price, changing the product or performing part of the service, (iii) having discretion in supplier selection, (iv) having involvement in the determination of product or service specifications, and (v) having credit risk. The PSS' obligations under its client contracts for which revenues are reported using the gross method are separate and distinct from its obligations to the third party pharmacies included in its retail pharmacy network contracts. Pursuant to these contracts, the PSS is contractually required to pay the third party pharmacies in its retail pharmacy network for products sold, regardless of whether the PSS is paid by its clients. The PSS' responsibilities under its client contracts typically include validating eligibility and coverage levels, communicating the prescription price and the co-payments due to the third party retail pharmacy, identifying possible adverse drug interactions for the pharmacist to address with the prescriber prior to dispensing, suggesting generic alternatives where clinically appropriate and approving the prescription for dispensing. Although the PSS does not have credit risk with respect to Retail Co-Payments or inventory risk related to retail network claims, management believes that all of the other applicable indicators of gross revenue reporting are present. For contracts under which the PSS acts as an agent, revenue is recognized using the net method.

Drug Discounts The PSS deducts from its revenues any rebates, inclusive of discounts and fees, earned by its clients. Rebates are paid to clients in accordance with the terms of client contracts, which are normally based on fixed rebates per prescription for specific products dispensed or a percentage of manufacturer discounts received for specific products dispensed. The liability for rebates due to clients is included in "Claims and discounts payable" in the accompanying consolidated balance sheets.

Medicare Part D The PSS, through its SilverScript subsidiary, participates in the federal government's Medicare Part D program as a Prescription Drug Plan ("PDP"). Net revenues include insurance premiums earned by the PDP, which are determined based on the PDP's annual bid and related contractual arrangements with the Centers for Medicare and Medicaid Services ("CMS"). The insurance premiums include a direct premium paid by CMS and a beneficiary premium, which is the responsibility of the PDP member, but which is subsidized by CMS in the case of low-income members. Premiums collected in advance are initially deferred in accrued expenses and are then recognized in net revenues over the period in which members are entitled to receive benefits.

In addition to these premiums, net revenues include co-payments, coverage gap benefits, deductibles and co-insurance (collectively, the "Member Co-Payments") related to PDP members' actual prescription claims. In certain cases, CMS subsidizes a portion of these Member Co-Payments and pays the PSS an estimated prospective Member Co-Payment subsidy amount each month. The prospective Member Co-Payment subsidy amounts received from CMS are also included in net revenues. SilverScript assumes no risk for these amounts. If the prospective Member Co-Payment subsidies received differ from the amounts based on actual prescription claims, the difference is recorded in either accounts receivable or accrued expenses.

The PSS accounts for CMS obligations and Member Co-Payments (including the amounts subsidized by CMS) using the gross method consistent with its revenue recognition policies for Mail Co-Payments and Retail Co-Payments (discussed previously in this document).

Retail/LTC Segment

Retail Pharmacy The retail drugstores recognize revenue at the time the customer takes possession of the merchandise. Customer returns are not material. Revenue generated from the performance of services in the RLS' health care clinics is recognized at the time the services are performed. Sales taxes are not included in revenue.

Long-term Care Revenue is recognized when products are delivered or services are rendered or provided to the customer, prices are fixed and determinable, and collection is reasonably assured. A significant portion of our revenues from sales of pharmaceutical and medical products are reimbursed by the federal Medicare Part D program and, to a lesser extent, state Medicaid programs. Payments for services rendered to patients covered by these

Notes to Consolidated Financial Statements

programs are generally less than billed charges. The Company monitors its revenues and receivables from these reimbursement sources, as well as other third party insurance payors, and record an estimated contractual allowance for sales and receivable balances at the revenue recognition date, to properly account for anticipated differences between billed and reimbursed amounts. Accordingly, the total net sales and receivables reported in the Company's consolidated financial statements are recorded at the amount expected to be ultimately received from these payors. Since billing functions for a portion of the Company's revenue systems are largely computerized, enabling online adjudication at the time of sale to record net revenues, the Company's exposure in connection with estimating contractual allowance adjustments is limited primarily to unbilled and initially rejected Medicare, Medicaid and third party claims (typically approved for reimbursement once additional information is provided to the payor). For the remaining portion of the Company's revenue systems, the contractual allowance is estimated for all billed, unbilled and initially rejected Medicare, Medicaid and third party claims. The Company evaluates several criteria in developing the estimated contractual allowances on a monthly basis, including historical trends based on actual claims paid, current contract and reimbursement terms, and changes in customer base and payor/product mix. Contractual allowance estimates are adjusted to actual amounts as cash is received and claims are settled, and the aggregate impact of these resulting adjustments was not significant to our results of operations for any of the periods presented.

Patient co-payments associated with Medicare Part D, certain state Medicaid programs, Medicare Part B and certain third party payors are typically not collected at the time products are delivered or services are rendered, but are billed to the individuals as part of our normal billing procedures and subject to our normal accounts receivable collections procedures.

Health Care Clinics For services provided by our health care clinics, revenue recognition occurs for completed services provided to patients, with adjustments taken for third party payor contractual obligations and patient direct bill historical collection rates.

Loyalty Program The Company's customer loyalty program, ExtraCare[®], is comprised of two components, ExtraSavings[™] and ExtraBucks[®] Rewards. ExtraSavings coupons redeemed by customers are recorded as a reduction of revenues when redeemed. ExtraBucks Rewards are accrued as a charge to cost of revenues when earned, net of estimated breakage. The Company determines breakage based on historical redemption patterns.

See Note 13 for additional information about the revenues of the Company's business segments.

Cost of Revenues

Pharmacy Services Segment The PSS' cost of revenues includes: (i) the cost of prescription drugs sold during the reporting period directly through its mail service dispensing pharmacies and indirectly through its retail pharmacy network, (ii) shipping and handling costs, and (iii) the operating costs of its mail service dispensing pharmacies and client service operations and related information technology support costs including depreciation and amortization. The cost of prescription drugs sold component of cost of revenues includes: (i) the cost of the prescription drugs purchased from manufacturers or distributors and shipped to members in clients' benefit plans from the PSS' mail service dispensing pharmacies, net of any volume-related or other discounts (see "Vendor allowances and purchase discounts" on the following page) and (ii) the cost of prescription drugs sold (including Retail Co-Payments) through the PSS' retail pharmacy network under contracts where it is the principal, net of any volume-related or other discounts.

Retail/LTC Segment The RLS' cost of revenues includes: the cost of merchandise sold during the reporting period and the related purchasing costs, warehousing and delivery costs (including depreciation and amortization) and actual and estimated inventory losses.

See Note 13 for additional information about the cost of revenues of the Company's business segments.

Vendor Allowances and Purchase Discounts

The Company accounts for vendor allowances and purchase discounts as follows:

Pharmacy Services Segment The PSS receives purchase discounts on products purchased. The PSS' contractual arrangements with vendors, including manufacturers, wholesalers and retail pharmacies, normally provide for the PSS to receive purchase discounts from established list prices in one, or a combination, of the following forms: (i) a direct discount at the time of purchase, (ii) a discount for the prompt payment of invoices, or (iii) when products are purchased indirectly from a manufacturer (e.g., through a wholesaler or retail pharmacy), a discount (or rebate) paid subsequent to dispensing. These rebates are recognized when prescriptions are dispensed and are generally calculated and billed to manufacturers within 30 days of the end of each completed quarter. Historically, the effect of adjustments resulting from the reconciliation of rebates recognized to the amounts billed and collected has not been material to the PSS' results of operations. The PSS accounts for the effect of any such differences as a change in accounting estimate in the period the reconciliation is completed. The PSS also receives additional discounts under its wholesaler contracts if it exceeds contractually defined annual purchase volumes. In addition, the PSS receives fees from pharmaceutical manufacturers for administrative services. Purchase discounts and administrative service fees are recorded as a reduction of "Cost of revenues".

Retail/LTC Segment Vendor allowances received by the RLS reduce the carrying cost of inventory and are recognized in cost of revenues when the related inventory is sold, unless they are specifically identified as a reimbursement of incremental costs for promotional programs and/or other services provided. Amounts that are directly linked to advertising commitments are recognized as a reduction of advertising expense (included in operating expenses) when the related advertising commitment is satisfied. Any such allowances received in excess of the actual cost incurred also reduce the carrying cost of inventory. The total value of any upfront payments received from vendors that are linked to purchase commitments is initially deferred. The deferred amounts are then amortized to reduce cost of revenues over the life of the contract based upon purchase volume. The total value of any upfront payments received from vendors that are not linked to purchase commitments is also initially deferred. The deferred amounts are then amortized to reduce cost of revenues on a straight-line basis over the life of the related contract. The total amortization of these upfront payments was not material to the accompanying consolidated financial statements.

Insurance The Company is self-insured for certain losses related to general liability, workers' compensation and auto liability. The Company obtains third party insurance coverage to limit exposure from these claims. The Company is also self-insured for certain losses related to health and medical liabilities. The Company's self-insurance accruals, which include reported claims and claims incurred but not reported, are calculated using standard insurance industry actuarial assumptions and the Company's historical claims experience.

Facility opening and closing costs New facility opening costs, other than capital expenditures, are charged directly to expense when incurred. When the Company closes a facility, the present value of estimated unrecoverable costs, including the remaining lease obligation less estimated sublease income and the book value of abandoned property and equipment, are charged to expense. The long-term portion of the lease obligations associated with facility closings was \$217 million and \$207 million in 2015 and 2014, respectively.

Advertising costs Advertising costs are expensed when the related advertising takes place. Advertising costs, net of vendor funding (included in operating expenses), were \$221 million, \$212 million and \$177 million in 2015, 2014 and 2013, respectively.

Interest expense, net Interest expense, net of capitalized interest, was \$859 million, \$615 million and \$517 million, and interest income was \$21 million, \$15 million and \$8 million in 2015, 2014 and 2013, respectively. Capitalized interest totaled \$12 million, \$19 million and \$25 million in 2015, 2014 and 2013, respectively.

Notes to Consolidated Financial Statements

Shares held in trust The Company maintains grantor trusts, which held approximately 1 million shares of its common stock at December 31, 2015 and 2014, respectively. These shares are designated for use under various employee compensation plans. Since the Company holds these shares, they are excluded from the computation of basic and diluted shares outstanding.

Accumulated other comprehensive income Accumulated other comprehensive income (loss) consists of changes in the net actuarial gains and losses associated with pension and other postretirement benefit plans, losses on derivatives from cash flow hedges executed in previous years associated with the issuance of long-term debt, and foreign currency translation adjustments. The amount included in accumulated other comprehensive loss related to the Company's pension and postretirement plans was \$305 million pre-tax (\$186 million after-tax) as of December 31, 2015 and \$234 million pre-tax (\$143 million after-tax) as of December 31, 2014. The net impact on cash flow hedges totaled \$14 million pre-tax (\$7 million after-tax) and \$16 million pre-tax (\$9 million after-tax) as of December 31, 2015 and 2014, respectively. Cumulative foreign currency translation adjustments at December 31, 2015 and 2014 were \$165 million and \$65 million, respectively.

Changes in accumulated other comprehensive income (loss) by component are shown below:

YEAR ENDED DECEMBER 31, 2015 ⁽¹⁾				
IN MILLIONS	Foreign Currency	Losses on Cash Flow Hedges	Pension and Other Postretirement Benefits	Total
Balance, December 31, 2014	\$ (65)	\$ (9)	\$ (143)	\$ (217)
Other comprehensive income (loss) before reclassifications	(100)	—	(56)	(156)
Amounts reclassified from accumulated other comprehensive income ⁽²⁾	—	2	13	15
Net other comprehensive income (loss)	(100)	2	(43)	(141)
Balance, December 31, 2015	\$ (165)	\$ (7)	\$ (186)	\$ (358)

YEAR ENDED DECEMBER 31, 2014 ⁽¹⁾				
IN MILLIONS	Foreign Currency	Losses on Cash Flow Hedges	Pension and Other Postretirement Benefits	Total
Balance, December 31, 2013	\$ (30)	\$ (13)	\$ (106)	\$ (149)
Other comprehensive income (loss) before reclassifications	(35)	—	—	(35)
Amounts reclassified from accumulated other comprehensive income ⁽²⁾	—	4	(37)	(33)
Net other comprehensive income (loss)	(35)	4	(37)	(68)
Balance, December 31, 2014	\$ (65)	\$ (9)	\$ (143)	\$ (217)

(1) All amounts are net of tax.

(2) The amounts reclassified from accumulated other comprehensive income for cash flow hedges are recorded within interest expense, net on the consolidated statement of income. The amounts reclassified from accumulated other comprehensive income for pension and other postretirement benefits are included in operating expenses on the consolidated statement of income.

Stock-based compensation Stock-based compensation is measured at the grant date based on the fair value of the award and is recognized as expense over the applicable requisite service period of the stock award (generally 3 to 5 years) using the straight-line method.

Variable Interest Entity In July 2014, the Company and Cardinal Health, Inc. (“Cardinal”) established Red Oak Sourcing, LLC (“Red Oak”), a generic pharmaceutical sourcing entity in which the Company and Cardinal each own 50%. The Red Oak arrangement has an initial term of ten years. Under this arrangement, the Company and Cardinal contributed their sourcing and supply chain expertise to Red Oak and agreed to source and negotiate generic pharmaceutical supply contracts for both companies through Red Oak; however, Red Oak does not own or hold inventory on behalf of either company. No physical assets (e.g., property and equipment) were contributed to Red Oak by either company and minimal funding was provided to capitalize Red Oak.

The Company has determined that it is the primary beneficiary of this variable interest entity because it has the ability to direct the activities of Red Oak. Consequently, the Company consolidates Red Oak in its consolidated financial statements within the Retail/LTC Segment.

Cardinal is required to pay the Company 39 quarterly payments beginning in October 2014. As milestones are met, the quarterly payments increase. The Company received approximately \$122 million and \$26 million from Cardinal during the years ended December 31, 2015 and 2014, respectively. The payments reduce the Company’s carrying value of inventory and are recognized in cost of revenues when the related inventory is sold. Revenues associated with Red Oak expenses reimbursed by Cardinal for the years ended December 31, 2015 and 2014, as well as amounts due to or due from Cardinal at December 31, 2015 and 2014 were immaterial.

Related party transactions The Company has an equity method investment in SureScripts, LLC (“SureScripts”), which operates a clinical health information network. The Pharmacy Services and Retail/LTC segments utilize this clinical health information network in providing services to its client plan members and retail customers. The Company expensed fees of approximately \$50 million in the years ended December 2015 and 2014, and \$48 million in the year ended December 31, 2013, for the use of this network. The Company’s investment in and equity in earnings of SureScripts for all periods presented is immaterial.

In connection with the acquisition of Omnicare in August 2015, the Company obtained an equity method investment in Heartland Healthcare Services (“Heartland”). Heartland operates several long-term care pharmacies in four states. Heartland paid the Company approximately \$25 million for pharmaceutical inventory purchases during the period from August 18, 2015 to December 31, 2015. Additionally, the Company performs certain collection functions for Heartland and then passes those customer cash collections to Heartland. The Company’s investment in and equity in earnings of Heartland as of and for the year ended December 31, 2015 is immaterial.

In September 2014, the Company made a charitable contribution of \$25 million to the CVS Foundation (formerly CVS Caremark Charitable Trust, Inc.) (the “Foundation”) to fund future giving. The Foundation is a non-profit entity that focuses on health, education and community involvement programs. The charitable contribution was recorded as an operating expense in the consolidated statement of income for the year ended December 31, 2014.

Income taxes The Company accounts for income taxes under the asset and liability method, which requires the recognition of deferred tax assets and liabilities for the expected future tax consequences of events that have been included in the consolidated financial statements. Under this method, deferred tax assets and liabilities are determined on the basis of the differences between the consolidated financial statements and tax basis of assets and liabilities using enacted tax rates in effect for the year in which the differences are expected to reverse. The effect of a change in the tax rates on deferred tax asset and liabilities is recognized in income in the period that includes the enactment date.

The Company recognizes net deferred tax assets to the extent that it believes these assets are more likely than not to be realized in making such a determination. The Company considers all available positive and negative evidence, including future reversals of existing taxable temporary differences, projected future taxable income, tax planning strategies, and results of recent operations. To the extent that the Company does not consider it more likely than not that a deferred tax asset will be recovered, a valuation allowance is established.

Notes to Consolidated Financial Statements

The Company records uncertain tax positions on the basis of a two-step process whereby (1) the Company determines whether it is more likely than not that the tax positions will be sustained on the basis of the technical merits of the position and (2) for those tax positions that meet the more-likely-than-not recognition threshold, the Company recognizes the largest amount of tax benefit that is more than 50% likely to be realized upon ultimate settlement with the related tax authority.

Interest and/or penalties related to uncertain tax positions are recognized in income tax expense.

Discontinued Operations In connection with certain business dispositions completed between 1991 and 1997, the Company retained guarantees on store lease obligations for a number of former subsidiaries, including Linens 'n Things which filed for bankruptcy in 2008. The Company's income from discontinued operations in 2015 of \$9 million, net of tax, was related to the release of certain store lease guarantees due to a settlement with a landlord. The Company's loss from discontinued operations includes lease-related costs which the Company believes it will likely be required to satisfy pursuant to its Linens 'n Things lease guarantees.

Below is a summary of the results of discontinued operations for the years ended December 31:

IN MILLIONS	2015	2014	2013
Income from discontinued operations	\$ 15	\$ (1)	\$ (12)
Income tax expense	(6)	—	4
Income from discontinued operations, net of tax	\$ 9	\$ (1)	\$ (8)

Earnings per common share Earnings per share is computed using the two-class method. Options to purchase 2.7 million, 2.1 million and 6.2 million shares of common stock were outstanding as of December 31, 2015, 2014 and 2013, respectively, but were not included in the calculation of diluted earnings per share because the options' exercise prices were greater than the average market price of the common shares and, therefore, the effect would be antidilutive.

New Accounting Pronouncement In May 2014, the Financial Accounting Standards Board ("FASB") issued Accounting Standard Update ("ASU") No. 2014-09, *Revenue from Contracts with Customers* (Topic 606). ASU No. 2014-09 outlines a single comprehensive model for entities to use in accounting for revenue arising from contracts with customers and supersedes most current revenue recognition guidance, including industry-specific guidance. This new guidance is expected to be effective for annual reporting periods (including interim reporting periods within those periods) beginning January 1, 2018; early adoption in 2017 is permitted. Companies have the option of using either a full retrospective or a modified retrospective approach to adopt the guidance. This update could impact the timing and amounts of revenue recognized. The Company is currently evaluating the effect that implementation of this update will have on its consolidated financial position and results of operations upon adoption, as well as the method of transition and required disclosures.

In April 2015, the FASB issued ASU No. 2015-03, *Simplifying the Presentation of Debt Issuance Costs* (Topic 835-30). ASU No. 2015-03 requires the presentation of debt issuance costs in the balance sheet as a direct deduction from the related debt liability rather than as an asset. Amortization of such costs are required to be reported as interest expense, which is consistent with the Company's current policy. This change conforms the presentation of debt issuance costs with that of debt discounts. The ASU is effective for annual reporting periods (including interim reporting periods within those periods) beginning after December 15, 2015; early adoption is permitted. The guidance is required to be applied retrospectively to all prior periods. The Company has early adopted this standard as of June 30, 2015. The effect of the adoption of ASU 2015-03 on the Company's consolidated balance sheet is a

reduction of noncurrent assets and long-term debt of \$65 million as of December 31, 2014. The following is a reconciliation of the effect of this reclassification on the Company's consolidated balance sheet as of December 31, 2014:

IN MILLIONS	As Previously Reported	Adjustments	As Revised
Other assets	\$ 1,510	\$ (65)	\$ 1,445
Total assets	74,252	(65)	74,187
Long-term debt	11,695	(65)	11,630
Total liabilities and shareholders' equity	74,252	(65)	74,187

In September 2015, the FASB issued ASU No. 2015-16, *Simplifying the Accounting for Measurement-Period Adjustments*. ASU No. 2015-16 requires that an acquirer recognize adjustments to provisional amounts that are identified during the measurement period after an acquisition within the reporting period they are determined. This is a change from the previous requirement that the adjustments be recorded retrospectively. The ASU also requires disclosure of the effect on earnings of changes in depreciation, amortization or other income effects, if any, as a result of the adjustment to the provisional amounts, calculated as if the accounting had been completed at the acquisition date. The ASU is effective for annual reporting periods (including interim reporting periods within those periods) beginning after December 15, 2015; early adoption is permitted. The Company has early adopted the ASU as of September 30, 2015. The adoption did not have a material effect on the Company's consolidated financial statements.

In November 2015, the FASB issued ASU No. 2015-17, *Income Taxes (Topic 740)*. ASU No. 2015-17 simplifies the presentation of deferred income taxes by requiring that deferred tax assets and liabilities be classified as noncurrent in the statement of financial position. This ASU may be applied either prospectively to all deferred tax assets and liabilities, or retrospectively to all periods presented for annual reporting periods (including interim reporting periods within those periods) beginning after December 15, 2016. The change will require additional disclosure based on the method of adoption. Had the Company adopted this ASU, current deferred income taxes, total current assets, total assets and total liabilities would have been approximately \$1.2 billion and \$1.0 billion lower as of December 31, 2015 and 2014, respectively.

2 | Changes in Accounting Principle

Effective January 1, 2015, the Company changed its methods of accounting for "front store" inventories in the Retail/LTC Segment. Prior to 2015, the Company valued front store inventories at the lower of cost or market on a first-in, first-out ("FIFO") basis in retail stores using the retail inventory method and in distribution centers using the FIFO cost method. Effective January 1, 2015, all front store inventories in the Retail/LTC Segment have been valued at the lower of cost or market using the weighted average cost method. These changes affected approximately 36% of consolidated inventories.

These changes were made primarily to provide the Company with better information to manage its retail front store operations and to bring all of the Company's inventories to a common inventory valuation methodology. The Company believes the weighted average cost method is preferable to the retail inventory method and the FIFO cost method because it results in greater precision in the determination of cost of revenues and inventories at the stock keeping unit ("SKU") level and results in a consistent inventory valuation method for all of the Company's inventories as all of the Company's remaining inventories, which consist of prescription drugs, were already being valued using the weighted average cost method.

The Company recorded the cumulative effect of these changes in accounting principle as of January 1, 2015. The Company determined that retrospective application for periods prior to 2015 is impracticable, as the period-specific information necessary to value front store inventories in the Retail/LTC Segment under the weighted average cost method is unavailable. The Company implemented a new perpetual inventory system to manage front store inventory

Notes to Consolidated Financial Statements

at the SKU level and valued front store inventory as of January 1, 2015 and calculated the cumulative impact. The effect of these changes in accounting principle as of January 1, 2015, was a decrease in inventories of \$7 million, an increase in current deferred income tax assets of \$3 million and a decrease in retained earnings of \$4 million.

Had the Company not made these changes in accounting principle, for the year ended December 31, 2015, income from continuing operations would have been lower by \$27 million. Basic and diluted earnings per share from continuing operations attributable to CVS Health would have been approximately \$0.02 per share lower for the year ended December 31, 2015.

3 | Acquisitions

Omnicare Acquisition

On August 18, 2015, the Company acquired 100% of the outstanding common shares and voting interests of Omnicare, for \$98 per share for a total of \$9.6 billion and assumed long-term debt with a fair value of approximately \$3.1 billion. Additionally, holders of Omnicare restricted stock units and performance based restricted stock units received 738,765 CVS Health Corporation restricted stock awards with a fair value of approximately \$80 million as replacement awards. Omnicare is a leading health care services company that specializes in the management of complex pharmaceutical care. Omnicare's long-term care ("LTC") business is the nation's largest provider of pharmaceuticals, related pharmacy consulting and other ancillary services to chronic care facilities and other care settings. In addition, Omnicare has a specialty pharmacy business operating primarily under the name of Advanced Care Scripts, and provides commercialization services under the name of RxCrossroads®. The Company is including LTC and the commercialization services in its former Retail Pharmacy Segment, which has been renamed the "Retail/LTC Segment," and will include the specialty pharmacy business in its Pharmacy Services Segment. The Company acquired Omnicare to expand its operations in dispensing prescription drugs to assisted-living and long-term care facilities, and to broaden its presence in the specialty pharmacy business as the Company seeks to serve a greater percentage of the growing senior patient population in the United States.

The fair value of the consideration transferred on the date of acquisition consisted of the following:

IN MILLIONS	
Cash paid to Omnicare shareholders	\$ 9,636
Fair value of replacement equity awards issued to Omnicare employees for precombination services	9
Total consideration	\$ 9,645

The following table summarizes the estimated fair values of the assets acquired and liabilities assumed at the date of acquisition:

IN MILLIONS	
Current assets (including cash of \$298)	\$ 1,657
Property and equipment	313
Goodwill	9,090
Intangible assets	3,962
Other noncurrent assets	64
Current liabilities	(705)
Long-term debt	(3,110)
Deferred income tax liabilities	(1,518)
Other noncurrent liabilities	(69)
Redeemable noncontrolling interest	(39)
Total consideration	\$ 9,645

The assessment of fair value is preliminary and is based on information that was available to management at the time the condensed consolidated financial statements were prepared. Accordingly, such amounts may change. The most significant open items included the accounting for deferred income taxes and contingencies as management is awaiting additional information to complete its assessment of these matters. The goodwill represents future economic benefits expected to arise from the Company's expanded presence in the pharmaceutical care market, the assembled workforce acquired, expected purchasing and revenue synergies, as well as operating efficiencies and cost savings. Goodwill of \$8.6 billion was allocated to the Retail/LTC Segment and the remaining goodwill of \$0.5 billion was allocated to the Pharmacy Services Segment. Approximately \$0.4 billion of the goodwill is deductible for income tax purposes. Intangible assets acquired include customer relationships and trade names of \$3.9 billion and \$74 million, respectively, with estimated weighted average useful lives of 19.1 and 2.9 years, respectively, and 18.8 years in total.

The fair value of trade accounts receivable acquired is \$600 million, with the gross contractual amount being \$857 million. The Company expects \$257 million of trade accounts receivable to be uncollectible. The fair value of other receivables acquired is \$147 million, with the gross contractual amount being \$161 million. The Company expects \$14 million of other receivables to be uncollectible.

During the year ended December 31, 2015, the Company incurred transaction costs of \$70 million associated with the acquisition of Omnicare that were recorded within operating expenses.

The Company's consolidated results of operations for the year ended December 31, 2015, include \$2.6 billion of net revenues and net income of \$61 million associated with the operating results of Omnicare from August 18, 2015 to December 31, 2015. These Omnicare operating results include severance costs and accelerated stock-based compensation.

The following unaudited pro forma information presents a summary of the Company's combined results of operations for the year ended December 31, 2015 and 2014 as if the Omnicare acquisition and the related financing transactions had occurred on January 1, 2014. The following pro forma financial information is not necessarily indicative of the results of operations as they would have been had the transactions been effected on the assumed date, nor is it necessarily an indication of trends in future results for a number of reasons, including, but not limited to, differences between the assumptions used to prepare the pro forma information, basic shares outstanding and dilutive equivalents, cost savings from operating efficiencies, potential synergies, and the impact of incremental costs incurred in integrating the businesses.

IN MILLIONS. EXCEPT PER SHARE DATA	YEAR ENDED DECEMBER 31,	
	2015	2014
Total revenues	\$ 156,798	\$ 144,836
Income from continuing operations	5,277	4,522
Basic earnings per share from continuing operations	\$ 4.70	\$ 3.88
Diluted earnings per share from continuing operations	\$ 4.66	\$ 3.85

Pro forma income from continuing operations for the year ended December 31, 2015, excludes \$135 million related to severance costs, accelerated stock-based compensation and transaction costs incurred in connection with the Omnicare acquisition. Pro forma income from continuing operations for the year ended December 31, 2014, includes a \$521 million loss on the early extinguishment of debt recorded by CVS Health.

Target Pharmacy Acquisition

On December 16, 2015, the Company acquired the pharmacy and clinic businesses of Target for approximately \$1.9 billion, plus contingent consideration of up to \$50 million based on future prescription growth over a three year period. The purchase price is also subject to adjustment based on the value of inventory at the closing date.

Notes to Consolidated Financial Statements

The Company acquired Target's 1,672 pharmacies which operate in 47 states and will operate them through a store-within-a-store format, branded as CVS Pharmacy. The Company also acquired 79 Target clinic locations which will be rebranded as MinuteClinic. The Company acquired the Target pharmacy and clinic businesses primarily to expand the geographic reach of its retail pharmacy business.

The estimated fair values of the assets acquired at the date of acquisition were approximately as follows:

IN MILLIONS	
Accounts receivable	\$ 2
Inventories	472
Property and equipment	9
Intangible assets	490
Goodwill	916
Total cash consideration	\$ 1,889

The assessment of fair value is preliminary and is based on information that was available to management at the time the consolidated financial statements were prepared. Accordingly, such amounts may change. As of December 31, 2015, the most significant open item was the inventory related purchase price adjustment. Intangible assets acquired include customer relationships with an estimated useful life of 13 years. The goodwill represents future economic benefits expected to arise from the Company's expanded geographic presence in the retail pharmacy market, the assembled workforce acquired, expected purchasing and revenue synergies, as well as operating efficiencies and cost savings. The goodwill is deductible for income tax purposes. No liability for any potential contingent consideration has been recorded based on current projections for future prescription growth over the relevant period.

In January 2016, the Company received approximately \$21 million from Target as final settlement of the inventory valuation. This amount will be recorded as a reduction of the purchase price in the first quarter of 2016.

In connection with the closing of the transaction, the Company and Target entered into pharmacy and clinic operating and master lease agreements. See Note 7 of the consolidated financial statements for disclosures of the Company's leasing arrangements.

During the year ended December 31, 2015, the Company incurred transaction costs of approximately \$26 million associated with the acquisition that were recorded within operating expenses. The results of the Target pharmacies and clinics are included in the Company's Retail/LTC Segment beginning on December 16, 2015. Pro forma financial information for this acquisition is not presented as such results are immaterial to the Company's consolidated financial statements.

Coram Acquisition

On January 16, 2014, the Company acquired 100% of the voting interests of Coram LLC and its subsidiaries (collectively, "Coram"), the specialty infusion services and enteral nutrition business unit of Apria Healthcare Group Inc. ("Apria"), for cash consideration of approximately \$2.1 billion, plus contingent consideration of approximately \$0.1 billion. The purchase price was also subject to a working capital adjustment, which resulted in the Company receiving \$9 million from Apria. Coram is one of the nation's largest providers of comprehensive infusion services, caring for approximately 240,000 patients annually. Coram has approximately 4,600 employees, including approximately 600 nurses and 250 dietitians, operating primarily through 83 branch locations and six centers of excellence for patient intake.

The contingent consideration is based on the Company's future realization of Coram's tax net operating loss carryforwards ("NOLs") as of the date of the acquisition. The Company will pay the seller the first \$60 million in tax savings realized from the future utilization of the Coram NOLs, plus 50% of any additional future tax savings from the remaining NOLs. The fair value of the contingent consideration liability associated with the future realization of the Coram NOLs was determined using Level 3 inputs based on the present value of contingent payments expected to be made based on the Company's estimate of the amount and timing of Coram NOLs that will ultimately be

realized. The change in fair value of the contingent consideration liability recognized in earnings for the year ended December 31, 2014 was immaterial and for the year ended December 31, 2015 was approximately \$4 million. During the year ended December 31, 2015, the Company made contingent consideration payments to Apria of approximately \$58 million.

The Company recognized approximately \$1.6 billion of goodwill in connection with the acquisition. The goodwill represents future economic benefits expected to arise from the Company's expanded presence in the specialty pharmaceuticals market, the assembled workforce acquired, and the expected synergies from combining operations with Coram. The goodwill is nondeductible for income tax purposes.

Coram's results of operations are included in the Company's PSS beginning on January 16, 2014. Pro forma information for this acquisition is not presented as Coram's results are immaterial to the Company's consolidated financial statements. During the year ended December 31, 2014, acquisition costs of \$15 million were expensed as incurred within operating expenses.

4 | Goodwill and Other Intangibles

Goodwill and other indefinitely-lived assets are not amortized, but are subject to annual impairment reviews, or more frequent reviews if events or circumstances indicate an impairment may exist.

When evaluating goodwill for potential impairment, the Company first compares the fair value of its reporting units to their respective carrying amounts. The Company estimates the fair value of its reporting units using a combination of a future discounted cash flow valuation model and a comparable market transaction model. If the estimated fair value of the reporting unit is less than its carrying amount, an impairment loss calculation is prepared. The impairment loss calculation compares the implied fair value of a reporting unit's goodwill with the carrying amount of its goodwill. If the carrying amount of the goodwill exceeds the implied fair value, an impairment loss is recognized in an amount equal to the excess. During the third quarter of 2015, the Company performed its required annual goodwill impairment tests. The Company concluded there were no goodwill impairments as of the testing date.

Below is a summary of the changes in the carrying amount of goodwill by segment for the years ended December 31, 2015 and 2014:

IN MILLIONS	Pharmacy Services	Retail/LTC	Total
Balance, December 31, 2013	\$ 19,658	\$ 6,884	\$ 26,542
Acquisitions	1,578	38	1,616
Foreign currency translation adjustments	—	(14)	(14)
Other ⁽¹⁾	(2)	—	(2)
Balance, December 31, 2014	21,234	6,908	28,142
Acquisitions	452	9,554	10,006
Foreign currency translation adjustments	—	(40)	(40)
Other ⁽¹⁾	(1)	(1)	(2)
Balance, December 31, 2015	\$ 21,685	\$ 16,421	\$ 38,106

(1) "Other" represents immaterial purchase accounting adjustments for acquisitions.

Indefinitely-lived intangible assets are tested for impairment by comparing the estimated fair value of the asset to its carrying value. The Company estimates the fair value of its indefinitely-lived trademark using the relief from royalty method under the income approach. If the carrying value of the asset exceeds its estimated fair value, an impairment loss is recognized and the asset is written down to its estimated fair value. During the third quarter of 2015, the Company performed its annual impairment test of the indefinitely-lived trademark and concluded there was no impairment as of the testing date. The carrying amount of its indefinitely-lived trademark was \$6.4 billion as of December 31, 2015 and 2014.

Notes to Consolidated Financial Statements

The Company amortizes intangible assets with finite lives over the estimated useful lives of the respective assets, which have a weighted average useful life of 15.5 years. The weighted average useful lives of the Company's customer contracts and relationships and covenants not to compete are 15.5 years. The weighted average lives of the Company's favorable leases and other intangible assets are 15.6 years. Amortization expense for intangible assets totaled \$611 million, \$518 million and \$494 million in 2015, 2014 and 2013, respectively. The anticipated annual amortization expense for these intangible assets for the next five years is as follows:

IN MILLIONS	
2016	\$ 760
2017	735
2018	705
2019	662
2020	490

The following table is a summary of the Company's intangible assets as of December 31:

IN MILLIONS	2015			2014		
	Gross Carrying Amount	Accumulated Amortization	Net Carrying Amount	Gross Carrying Amount	Accumulated Amortization	Net Carrying Amount
Trademark (indefinitely-lived)	\$ 6,398	\$ —	\$ 6,398	\$ 6,398	\$ —	\$ 6,398
Customer contracts and relationships and covenants not to compete	10,594	(4,092)	6,502	6,521	(3,549)	2,972
Favorable leases and other	1,595	(617)	978	880	(476)	404
	\$ 18,587	\$ (4,709)	\$ 13,878	\$ 13,799	\$ (4,025)	\$ 9,774

5 | Share Repurchase Programs

The following share repurchase programs were authorized by the Company's Board of Directors:

Authorization Date	Authorized	Remaining
December 15, 2014 ("2014 Repurchase Program")	\$ 10.0	\$ 7.7
December 17, 2013 ("2013 Repurchase Program")	\$ 6.0	\$ —
September 19, 2012 ("2012 Repurchase Program")	\$ 6.0	\$ —

The share Repurchase Programs, each of which was effective immediately, permit the Company to effect repurchases from time to time through a combination of open market repurchases, privately negotiated transactions, accelerated share repurchase ("ASR") transactions, and/or other derivative transactions. The 2014 Repurchase Program may be modified or terminated by the Board of Directors at any time. The 2013 and 2012 Repurchase Programs have been completed, as described in the following paragraphs.

Pursuant to the authorization under the 2014 Repurchase Program, effective December 11, 2015, the Company entered into a \$725 million fixed dollar ASR with Barclays Bank PLC ("Barclays"). Upon payment of the \$725 million purchase price on December 14, 2015, the Company received a number of shares of its common stock equal to 80% of the \$725 million notional amount of the ASR or approximately 6.2 million shares. At the conclusion of the ASR program, the Company may receive additional shares equal to the remaining 20% of the \$725 million notional amount. The initial 6.2 million shares of common stock delivered to the Company by Barclays were placed into treasury

stock in December 2015. The ASR was accounted for as an initial treasury stock transaction for \$580 million and a forward contract for \$145 million. The forward contract was classified as an equity instrument and was recorded within capital surplus on the consolidated balance sheet. On January 28, 2016, the Company received 1.4 million shares of common stock, representing the remaining 20% of the \$725 million notional amount of the ASR, thereby concluding the ASR. The remaining 1.4 million shares of common stock delivered to the Company by Barclays were placed into treasury stock in January 2016 and the forward contract was reclassified from capital surplus to treasury stock.

Pursuant to the authorization under the 2013 Repurchase Programs, effective January 2, 2015, the Company entered into a \$2.0 billion fixed dollar ASR agreement with J.P. Morgan Chase Bank ("JP Morgan"). Upon payment of the \$2.0 billion purchase price on January 5, 2015, the Company received a number of shares of its common stock equal to 80% of the \$2.0 billion notional amount of the ASR agreement or approximately 16.8 million shares, which were placed into treasury stock in January 2015. On May 1, 2015, the Company received approximately 3.1 million shares of common stock, representing the remaining 20% of the \$2.0 billion notional amount of the ASR, thereby concluding the ASR. The remaining 3.1 million shares of common stock delivered to the Company by JP Morgan were placed into treasury stock in May 2015. The ASR was accounted for as an initial treasury stock transaction for \$1.6 billion and a forward contract for \$0.4 billion. The forward contract was classified as an equity instrument and was initially recorded within capital surplus on the consolidated balance sheet and was reclassified to treasury stock upon the settlement of the ASR in May 2015.

Pursuant to the authorization under the 2012 Repurchase Program, effective October 1, 2013, the Company entered into a \$1.7 billion fixed dollar ASR agreement with Barclays. Upon payment of the \$1.7 billion purchase price on October 1, 2013, the Company received a number of shares of its common stock equal to 50% of the \$1.7 billion notional amount of the ASR agreement or approximately 14.9 million shares at a price of \$56.88 per share. The Company received approximately 11.7 million shares of common stock on December 30, 2013 at an average price of \$63.83 per share, representing the remaining 50% of the \$1.7 billion notional amount of the ASR agreement and thereby concluding the agreement. The total of 26.6 million shares of common stock delivered to the Company by Barclays over the term of the October 2013 ASR agreement were placed into treasury stock. The ASR was accounted for as an initial treasury stock transaction and a forward contract. The forward contract was classified as an equity instrument.

Each of the ASR transactions described above, the initial repurchase of the shares and delivery of the remainder of the shares to conclude each ASR, resulted in an immediate reduction of the outstanding shares used to calculate the weighted average common shares outstanding for basic and diluted earnings per share.

During the year ended December 31, 2015, the Company repurchased an aggregate of 48.0 million shares of common stock for approximately \$5.0 billion under the 2013 and 2014 Repurchase Programs. As of December 31, 2015, there remained an aggregate of approximately \$7.7 billion available for future repurchases under the 2014 Repurchase Program and the 2013 Repurchase Program was complete.

During the year ended December 31, 2014, the Company repurchased an aggregate of 51.4 million shares of common stock for approximately \$4.0 billion under the 2013 and 2012 Repurchase Programs. As of December 31, 2014, there remained an aggregate of approximately \$12.7 billion available for future repurchases under the 2014 and 2013 Repurchase Programs. As of December 31, 2014, the 2012 Repurchase Program was complete.

During the year ended December 31, 2013, the Company repurchased an aggregate of 66.2 million shares of common stock for approximately \$4.0 billion under the 2012 Repurchase Program, which includes shares received from the October 2013 ASR agreement described above. As of December 31, 2013, there remained an aggregate of approximately \$6.7 billion available for future repurchases under the 2013 and 2012 Repurchase Programs.

Notes to Consolidated Financial Statements

6 | Borrowings and Credit Agreements

The following table is a summary of the Company's borrowings as of December 31:

IN MILLIONS	2015	2014
Commercial paper	\$ —	\$ 685
3.25% senior notes due 2015	—	550
1.2% senior notes due 2016	750	750
6.125% senior notes due 2016	421	421
5.75% senior notes due 2017	1,080	1,080
1.9% senior notes due 2018	2,250	—
2.25% senior notes due 2018	1,250	1,250
2.25% senior notes due 2019	850	850
6.6% senior notes due 2019	394	394
2.8% senior notes due 2020	2,750	—
4.75% senior notes due 2020	450	450
4.125% senior notes due 2021	550	550
2.75% senior notes due 2022	1,250	1,250
3.5% senior notes due 2022	1,500	—
4.75% senior notes due 2022	400	—
4% senior notes due 2023	1,250	1,250
3.375% senior notes due 2024	650	650
5% senior notes due 2024	300	—
3.875% senior notes due 2025	3,000	—
6.25% senior notes due 2027	453	453
3.25% senior exchange debentures due 2035	5	—
4.875% senior notes due 2035	2,000	—
6.125% senior notes due 2039	734	734
5.75% senior notes due 2041	493	493
5.3% senior notes due 2043	750	750
5.125% senior notes due 2045	3,500	—
Capital lease obligations	644	391
Other	20	41
Total debt principal	27,694	12,992
Debt premiums	39	—
Debt discounts and deferred financing costs	(269)	(102)
	27,464	12,890
Less:		
Short-term debt (commercial paper)	—	(685)
Current portion of long-term debt	(1,197)	(575)
Long-term debt	\$ 26,267	\$ 11,630

The Company did not have any commercial paper outstanding as of December 31, 2015. In connection with its commercial paper program, the Company maintains a \$1.0 billion, five-year unsecured back-up credit facility, which expires on May 23, 2018, a \$1.25 billion, five-year unsecured back-up credit facility, which expires on July 24, 2019,

and a \$1.25 billion, five-year unsecured back-up credit facility, which expires on July 1, 2020. The credit facilities allow for borrowings at various rates that are dependent, in part, on the Company's public debt ratings and require the Company to pay a weighted average quarterly facility fee of approximately 0.03%, regardless of usage. As of December 31, 2015, there were no borrowings outstanding under the back-up credit facilities. The weighted average interest rate for short-term debt outstanding as of December 31, 2014 was 0.36%.

On May 20, 2015, in connection with the acquisition of Omnicare, the Company entered into a \$13 billion unsecured bridge loan facility. The Company paid approximately \$52 million in fees in connection with the facility. The fees were capitalized and amortized as interest expense over the period the bridge facility was outstanding. The bridge loan facility expired on July 20, 2015 upon the Company's issuance of unsecured senior notes with an aggregate principal of \$15 billion as discussed below. The bridge loan facility fees became fully amortized in July 2015.

On July 20, 2015, the Company issued an aggregate of \$2.25 billion of 1.9% unsecured senior notes due 2018 ("2018 Notes"), an aggregate of \$2.75 billion of 2.8% unsecured senior notes due 2020 ("2020 Notes"), an aggregate of \$1.5 billion of 3.5% unsecured senior notes due 2022 ("2022 Notes"), an aggregate of \$3 billion of 3.875% unsecured senior notes due 2025 ("2025 Notes"), an aggregate of \$2 billion of 4.875% unsecured senior notes due 2035 ("2035 Notes"), and an aggregate of \$3.5 billion of 5.125% unsecured senior notes due 2045 ("2045 Notes" and, together with the 2018 Notes, 2020 Notes, 2022 Notes, 2025 Notes and 2035 Notes, the "Notes") for total proceeds of approximately \$14.8 billion, net of discounts and underwriting fees. The Notes pay interest semi-annually and contain redemption terms which allow or require the Company to redeem the Notes at a defined redemption price plus accrued and unpaid interest at the redemption date. The net proceeds of the Notes were used to fund the Omnicare acquisition and the acquisition of the pharmacies and clinics of Target. The remaining proceeds were used for general corporate purposes.

Upon the closing of the Omnicare acquisition in August 2015, the Company assumed the long-term debt of Omnicare that had a fair value of approximately \$3.1 billion, \$2.0 billion of which was previously convertible into Omnicare shares that holders were able to redeem subsequent to the acquisition. During the period from August 18, 2015 to December 31, 2015, all but \$5 million of the \$2.0 billion of previously convertible debt was redeemed and repaid and approximately \$0.4 billion in Omnicare term debt assumed was repaid for total repayments of Omnicare debt of approximately \$2.4 billion in 2015.

The remaining principal of the Omnicare debt assumed was comprised of senior unsecured notes with an aggregate principal amount of \$700 million (\$400 million of 4.75% senior notes due 2022 and \$300 million of 5% senior notes due 2024). In September 2015, the Company commenced exchange offers for the 4.75% senior notes due 2022 and the 5% senior notes due 2024 to exchange all validly tendered and accepted notes issued by Omnicare for notes to be issued by the Company. This offer expired on October 20, 2015 and the aggregate principal amounts below of each of the Omnicare notes were validly tendered and exchanged for notes issued by the Company.

Interest Rate and Maturity	Aggregate Principal Amount (In Millions)	Percentage of Total Outstanding Principal Amount Exchanged
4.75% senior notes due 2022	\$ 388	96.8%
5% senior notes due 2024	296	98.8%
Total senior notes issued under exchange transaction	\$ 684	

The Company recorded this exchange transaction as a modification of the original debt instruments. As such, no gain or loss on extinguishment was recognized in the Company's consolidated income statement as a result of this exchange transaction and issuance costs were expensed as incurred.

Notes to Consolidated Financial Statements

On August 7, 2014, the Company issued \$850 million of 2.25% unsecured senior notes due August 12, 2019 and \$650 million of 3.375% unsecured senior notes due August 12, 2024 (collectively, the "2014 Notes") for total proceeds of approximately \$1.5 billion, net of discounts and underwriting fees. The 2014 Notes pay interest semi-annually and may be redeemed, in whole at any time, or in part from time to time, at the Company's option at a defined redemption price plus accrued and unpaid interest to the redemption date. The net proceeds of the 2014 Notes were used for general corporate purposes and to repay certain corporate debt.

On August 7, 2014, the Company announced tender offers for any and all of the 6.25% Senior Notes due 2027, and up to a maximum amount of the 6.125% Senior Notes due 2039, the 5.75% Senior Notes due 2041 and the 5.75% Senior Notes due 2017, for up to an aggregate principal amount of \$1.5 billion. On August 21, 2014, the Company increased the aggregate principal amount of the tender offers to \$2.0 billion and completed the repurchase for the maximum amount on September 4, 2014. The Company paid a premium of \$490 million in excess of the debt principal in connection with the tender offers, wrote off \$26 million of unamortized deferred financing costs and incurred \$5 million in fees, for a total loss on the early extinguishment of debt of \$521 million. The loss was recorded in income from continuing operations on the consolidated statement of income for the year ended December 31, 2014.

During the year ended December 31, 2014, the Company repurchased the remaining \$41 million of outstanding Enhanced Capital Advantage Preferred Securities ("ECAPS") at par. The fees and write-off of deferred issuance costs associated with the early extinguishment of the ECAPS were immaterial.

On December 2, 2013, the Company issued \$750 million of 1.2% unsecured senior notes due December 5, 2016; \$1.25 billion of 2.25% unsecured senior notes due December 5, 2018; \$1.25 billion of 4.0% unsecured senior notes due December 5, 2023; and \$750 million of 5.3% unsecured senior notes due December 5, 2043 (the "2013 Notes") for total proceeds of approximately \$4.0 billion, net of discounts and underwriting fees. The 2013 Notes pay interest semi-annually and may be redeemed, in whole at any time, or in part from time to time, at the Company's option at a defined redemption price plus accrued and unpaid interest to the redemption date. The net proceeds of the 2013 Notes were used to repay commercial paper outstanding at the time of issuance and to fund the acquisition of Coram in January 2014. The remainder was used for general corporate purposes.

The credit facilities, back-up credit facilities and unsecured senior notes contain customary restrictive financial and operating covenants. The covenants do not materially affect the Company's financial or operating flexibility.

The following is a summary of the Company's required principal debt repayments, excluding unamortized debt discounts, deferred financing costs and debt premiums, due during each of the next five years and thereafter, as of December 31, 2015:

Year Ending December 31:

IN MILLIONS	
2016	\$ 1,197
2017	1,113
2018	3,521
2019	1,266
2020	3,224
Thereafter	17,373
Total	\$ 27,694

7 | Leases

The Company leases most of its retail and mail order locations, ten of its distribution centers and certain corporate offices under noncancelable operating leases, typically with initial terms of 15 to 25 years and with options that permit renewals for additional periods. The Company also leases certain equipment and other assets under noncancelable operating leases, typically with initial terms of 3 to 10 years. In December 2015, in connection with the acquisition of the pharmacy and clinic businesses of Target, the Company entered into lease agreements with Target for the pharmacy and clinic space within Target stores. Given that the noncancelable contractual term of the pharmacy lease arrangement exceeds the remaining estimated economic life of the buildings being leased, the Company concluded for accounting purposes that the lease term was the remaining economic life of the buildings. Consequently, most of the individual pharmacy leases are capital leases. Approximately \$0.3 billion of capital lease obligations were recorded in connection with this transaction.

Minimum rent on operating leases is expensed on a straight-line basis over the term of the lease. In addition to minimum rental payments, certain leases require additional payments based on sales volume, as well as reimbursement for real estate taxes, common area maintenance and insurance, which are expensed when incurred.

The following table is a summary of the Company's net rental expense for operating leases for the years ended December 31:

IN MILLIONS	2015	2014	2013
Minimum rentals	\$ 2,317	\$ 2,320	\$ 2,210
Contingent rentals	34	36	41
	2,351	2,356	2,251
Less: sublease income	(22)	(21)	(21)
	\$ 2,329	\$ 2,335	\$ 2,230

The following table is a summary of the future minimum lease payments under capital and operating leases as of December 31, 2015:

IN MILLIONS	Capital Leases	Operating Leases ⁽¹⁾
2016	\$ 52	\$ 2,405
2017	94	2,321
2018	70	2,197
2019	69	2,044
2020	69	1,877
Thereafter	970	16,837
Total future lease payments ⁽²⁾	1,324	\$ 27,681
Less: imputed interest	(679)	
Present value of capital lease obligations	\$ 645	

(1) Future operating lease payments have not been reduced by minimum sublease rentals of \$180 million due in the future under noncancelable subleases.

(2) The Company leases pharmacy and clinic space from Target. Amounts related to such capital and operating leases are reflected above. Amounts due in excess of the remaining estimated economic life of the buildings of approximately \$1.7 billion are not reflected herein since the estimated economic life of the buildings is shorter than the contractual term of the lease arrangement.

Notes to Consolidated Financial Statements

The Company finances a portion of its store development program through sale-leaseback transactions. The properties are generally sold at net book value, which generally approximates fair value, and the resulting leases generally qualify and are accounted for as operating leases. The operating leases that resulted from these transactions are included in the previous table. The Company does not have any retained or contingent interests in the stores and does not provide any guarantees, other than a guarantee of lease payments, in connection with the sale-leaseback transactions. Proceeds from sale-leaseback transactions totaled \$411 million in 2015, \$515 million in 2014 and \$600 million in 2013.

8 | Medicare Part D

The Company offers Medicare Part D benefits through SilverScript, which has contracted with CMS to be a PDP and, pursuant to the Medicare Prescription Drug, Improvement and Modernization Act of 2003, must be a risk-bearing entity regulated under state insurance laws or similar statutes.

SilverScript is a licensed domestic insurance company under the applicable laws and regulations. Pursuant to these laws and regulations, SilverScript must file quarterly and annual reports with the National Association of Insurance Commissioners ("NAIC") and certain state regulators, must maintain certain minimum amounts of capital and surplus under a formula established by the NAIC and must, in certain circumstances, request and receive the approval of certain state regulators before making dividend payments or other capital distributions to the Company. The Company does not believe these limitations on dividends and distributions materially impact its financial position.

The Company has recorded estimates of various assets and liabilities arising from its participation in the Medicare Part D program based on information in its claims management and enrollment systems. Significant estimates arising from its participation in this program include: (i) estimates of low-income cost subsidy, reinsurance amounts, and coverage gap discount amounts ultimately payable to or receivable from CMS based on a detailed claims reconciliation that will occur in the following year; (ii) an estimate of amounts receivable from or payable to CMS under a risk-sharing feature of the Medicare Part D program design, referred to as the risk corridor and (iii) estimates for claims that have been reported and are in the process of being paid or contested and for our estimate of claims that have been incurred but have not yet been reported.

As of December 31, 2015 and 2014, amounts due from CMS included in accounts receivable were \$1.6 billion and \$1.8 billion, respectively.

9 | Pension Plans and Other Postretirement Benefits

Defined Contribution Plans

The Company sponsors voluntary 401(k) savings plans that cover all employees who meet plan eligibility requirements. The Company makes matching contributions consistent with the provisions of the plans.

At the participant's option, account balances, including the Company's matching contribution, can be transferred without restriction among various investment options, including the Company's common stock fund under one of the defined contribution plans. The Company also maintains a nonqualified, unfunded Deferred Compensation Plan for certain key employees. This plan provides participants the opportunity to defer portions of their eligible compensation and receive matching contributions equivalent to what they could have received under the CVS Health 401(k) Plan absent certain restrictions and limitations under the Internal Revenue Code. The Company's contributions under the above defined contribution plans were \$251 million, \$238 million and \$235 million in 2015, 2014 and 2013, respectively.

Defined Benefit Pension Plans

As of December 31, 2015, the Company sponsored seven defined benefit pension plans. Two of the plans are tax-qualified plans that are funded based on actuarial calculations and applicable federal laws and regulations. The other five plans are unfunded nonqualified supplemental retirement plans. As of December 31, 2014 and 2013, the Company sponsored nine defined benefit pension plans. Four of the plans were tax-qualified plans and the other five plans were unfunded nonqualified supplemental retirement plans. Most of the plans were frozen in prior periods.

On September 30, 2015, the Company's Board of Directors approved a resolution to merge the four tax-qualified defined benefit plans that existed in 2014 and terminate the resulting merged plan. The merger was effective September 30, 2015 and the merged plan termination was effective December 31, 2015. It is expected to take approximately 18 to 24 months to complete the settlement of the terminated plan from the date of the approved resolution. The assumptions used to calculate the pension liability as of December 31, 2015 reflect the resolution to terminate the merged plan. This resulted in the pension liability and pre-tax accumulated other comprehensive income both increasing by \$67 million during the three months ended December 31, 2015. The pension liability will be settled in either lump sum payments or purchased annuities. Currently, there is not enough information available to determine the ultimate cost of the termination; however, based on current market rates the one-time settlement charge at final liquidation is estimated to be in the range of approximately \$175 million to \$250 million.

The following tables outline the change in benefit obligations and plan assets over the comparable periods:

IN MILLIONS	2015	2014
Change in benefit obligation:		
Benefit obligation at beginning of year	\$ 796	\$ 694
Acquisition	8	—
Service cost	—	1
Interest cost	31	32
Actuarial loss	45	119
Benefit payments	(36)	(41)
Settlements	—	(9)
Benefit obligation at end of year	\$ 844	\$ 796
IN MILLIONS	2015	2014
Change in plan assets:		
Fair value of plan assets at the beginning of the year	\$ 635	\$ 568
Acquisitions	5	—
Actual return on plan assets	(13)	75
Employer contributions	22	42
Benefit payments	(36)	(41)
Settlements	—	(9)
Fair value of plan assets at the end of the year	613	635
Funded status	\$ (231)	\$ (161)

The components of net periodic benefit costs for the years ended December 31, 2015, 2014 and 2013 are shown below:

IN MILLIONS	2015	2014	2013
Components of net periodic benefit cost:			
Interest cost	\$ 31	\$ 32	\$ 30
Expected return on plan assets	(33)	(31)	(34)
Amortization of net loss	21	16	22
Settlement loss	—	3	—
Service cost	—	1	1
Net periodic pension cost	\$ 19	\$ 21	\$ 19

Notes to Consolidated Financial Statements

Pension Plan Assumptions

The Company uses a series of actuarial assumptions to determine the benefit obligations and the net benefit costs. The discount rate is determined by examining the current yields observed on the measurement date of fixed-interest, high quality investments expected to be available during the period to maturity of the related benefits on a plan by plan basis. The discount rate for the merged qualified plan that has been terminated is determined by examining the current assumed lump sum and annuity purchase rates. The expected long-term rate of return on plan assets is determined by using the plan's target allocation and historical returns for each asset class on a plan by plan basis. Certain of the Company's pension plans use assumptions on expected compensation increases of plan participants. These increases are determined by an actuarial analysis of the plan participants, their expected compensation increases, and the duration of their earnings period until retirement. Each of these assumptions are reviewed as plan characteristics change and on an annual basis with input from senior pension and financial executives and the Company's external actuarial consultants.

The discount rate for determining plan benefit obligations was 4.25% for all plans except the merged qualified plan in 2015 and 4% for all plans in 2014. The discount rate for the merged qualified plan was 3.25% in 2015. The expected long-term rate of return for the plans ranged from 5.75% to 6.75% in 2015 and ranged from 5.75% to 7.25% in 2014. The rate of compensation increases for certain of the plans with active participants ranged from 4% to 6% in 2015 and 2014.

Return on Plan Assets

Historically, the Company used an investment strategy which emphasized equities in order to produce higher expected returns, and in the long run, lower expected expense and cash contribution requirements. Beginning in 2013, the Company changed its investment strategy to be liability management driven. The qualified pension plan asset allocation targets in 2014 and 2013 were revised to hold more fixed income investments based on the change in the investment strategy. As of December 31, 2015, investment allocations for the two qualified defined benefit plans range from 80% to 100% in fixed income and 0% to 20% in equities. The following tables show the fair value allocation of plan assets by asset category as of December 31, 2015 and 2014.

FAIR VALUE OF PLAN ASSETS AT DECEMBER 31, 2015

IN MILLIONS	Level 1	Level 2	Level 3	Total
Cash and money market funds	\$ 10	\$ —	\$ —	\$ 10
Fixed income funds	4	484	—	488
Equity mutual funds	115	—	—	115
Total assets at fair value	\$ 129	\$ 484	\$ —	\$ 613

FAIR VALUE OF PLAN ASSETS AT DECEMBER 31, 2014

	Level 1	Level 2	Level 3	Total
Cash and money market funds	\$ 7	\$ —	\$ —	\$ 7
Fixed income funds	—	514	—	514
Equity mutual funds	84	30	—	114
Total assets at fair value	\$ 91	\$ 544	\$ —	\$ 635

As of December 31, 2015, the Company's qualified defined benefit pension plan assets consisted of 19% equity, 80% fixed income and 2% money market securities of which 21% were classified as Level 1 and 79% as Level 2 in the fair value hierarchy. The Company's qualified defined benefit pension plan assets as of December 31, 2014 consisted of 18% equity, 81% fixed income and 1% money market securities of which 14% were classified as Level 1 and 86% as Level 2 in the fair value hierarchy.

The Company continued to have no investments in Level 3 alternative investments during the years ended December 31, 2015 and 2014.

Cash Flows

The Company contributed \$22 million, \$42 million and \$33 million to the pension plans during 2015, 2014 and 2013, respectively. The Company plans to make approximately \$37 million in contributions to the pension plans during 2016. These contributions include contributions made to certain nonqualified benefit plans for which there is no funding requirement. The Company estimates the following future benefit payments which are calculated using the same actuarial assumptions used to measure the benefit obligation as of December 31, 2015:

IN MILLIONS	
2016	\$ 37
2017 ⁽¹⁾	39
2018	51
2019	50
2020	49
Thereafter	250

(1) Excludes any payments associated with the ultimate settlement of the terminated plan discussed above.

Multiemployer Pension Plans

The Company also contributes to a number of multiemployer pension plans under the terms of collective-bargaining agreements that cover its union-represented employees. The risks of participating in these multiemployer plans are different from single-employer pension plans in the following aspects: (i) assets contributed to the multiemployer plan by one employer may be used to provide benefits to employees of other participating employers, (ii) if a participating employer stops contributing to the plan, the unfunded obligations of the plan may be borne by the remaining participating employers, and (iii) if the Company chooses to stop participating in some of its multiemployer plans, the Company may be required to pay those plans an amount based on the underfunded status of the plan, referred to as a withdrawal liability.

None of the multiemployer pension plans in which the Company participates are individually significant to the Company. Total Company contributions to multiemployer pension plans were \$14 million in 2015 and 2014 and \$13 million in 2013.

Other Postretirement Benefits

The Company provides postretirement health care and life insurance benefits to certain retirees who meet eligibility requirements. The Company's funding policy is generally to pay covered expenses as they are incurred. For retiree medical plan accounting, the Company reviews external data and its own historical trends for health care costs to determine the health care cost trend rates. As of December 31, 2015 and 2014, the Company's other postretirement benefits have an accumulated postretirement benefit obligation of \$33 million and \$31 million, respectively. Net periodic benefit costs related to these other postretirement benefits were \$2 million in 2015, \$1 million in 2014, and \$11 million in 2013. The net periodic benefit costs for 2013 include a settlement loss of \$8 million.

Pursuant to various collective bargaining agreements, the Company also contributes to multiemployer health and welfare plans that cover certain union-represented employees. The plans provide postretirement health care and life insurance benefits to certain employees who meet eligibility requirements. Total Company contributions to multiemployer health and welfare plans were \$60 million, \$58 million and \$55 million in 2015, 2014 and 2013, respectively.

Notes to Consolidated Financial Statements

10 | Stock Incentive Plans

Stock-based compensation expense is measured at the grant date based on the fair value of the award and is recognized as expense over the requisite service period of the stock award (generally three to five years) using the straight-line method.

Compensation expense related to stock options, which includes the Employee Stock Purchase Plan (the "ESPP") totaled \$90 million, \$103 million and \$100 million for 2015, 2014 and 2013, respectively. The recognized tax benefit was \$26 million, \$33 million and \$32 million for 2015, 2014 and 2013, respectively. Compensation expense related to restricted stock awards totaled \$140 million, \$62 million and \$41 million for 2015, 2014 and 2013, respectively. Stock-based compensation for the year ended December 31, 2015 includes \$38 million associated with accelerated vesting of restricted stock replacement awards issued to Omnicare executives who were terminated subsequent to the acquisition.

The ESPP provides for the purchase of up to 15 million shares of common stock. In March 2013, the Board of Directors approved an amendment to the ESPP to provide an additional 15 million shares of common stock for issuance. Under the ESPP, eligible employees may purchase common stock at the end of each six month offering period at a purchase price equal to 85% of the lower of the fair market value on the first day or the last day of the offering period. During 2015, approximately 1 million shares of common stock were purchased under the provisions of the ESPP at an average price of \$72.21 per share. As of December 31, 2015, approximately 14 million shares of common stock were available for issuance under the ESPP.

The fair value of stock-based compensation associated with the ESPP is estimated on the date of grant (the first day of the six month offering period) using the Black-Scholes Option Pricing Model.

The following table is a summary of the assumptions used to value the ESPP awards for each of the respective periods:

	2015	2014	2013
Dividend yield ⁽¹⁾	0.71%	0.75%	0.86%
Expected volatility ⁽²⁾	13.92%	14.87%	16.94%
Risk-free interest rate ⁽³⁾	0.11%	0.08%	0.10%
Expected life (in years) ⁽⁴⁾	0.50	0.5	0.5
Weighted-average grant date fair value	\$ 18.72	\$ 13.74	\$ 10.08

(1) The dividend yield is calculated based on semi-annual dividends paid and the fair market value of the Company's stock at the grant date.

(2) The expected volatility is based on the historical volatility of the Company's daily stock market prices over the previous six month period.

(3) The risk-free interest rate is based on the Treasury constant maturity interest rate whose term is consistent with the expected term of ESPP options (i.e., 6 months).

(4) The expected life is based on the semi-annual purchase period.

The terms of the Company's Incentive Compensation Plan ("ICP") provide for grants of annual incentive and long-term performance awards to executive officers and other officers and employees of the Company or any subsidiary of the Company. Payment of such annual incentive and long-term performance awards will be in cash, stock, other awards or other property, at the discretion of the Management Planning and Development Committee of the Company's Board of Directors. The ICP allows for a maximum of 74 million shares to be reserved and available for grants. The ICP is the only compensation plan under which the Company grants stock options, restricted stock and other stock-based awards to its employees, with the exception of the Company's ESPP. In November 2012, the Company's Board of Directors approved an amendment to the ICP to eliminate the share recycling provision of the ICP. As of December 31, 2015, there were approximately 24 million shares available for future grants under the ICP.

The Company's restricted awards are considered nonvested share awards and require no payment from the employee. Compensation cost is recorded based on the market price of the Company's common stock on the grant date and is recognized on a straight-line basis over the requisite service period. The Company granted 2,695,000, 2,708,000 and 1,715,000 restricted stock units with a weighted average fair value of \$100.81, \$73.60 and \$54.30 in 2015, 2014 and 2013, respectively. As of December 31, 2015, there was \$268 million of total unrecognized compensation cost related to the restricted stock units that are expected to vest. These costs are expected to be recognized over a weighted-average period of 2.61 years. The total fair value of restricted shares vested during 2015, 2014 and 2013 was \$164 million, \$57 million and \$41 million, respectively.

The following table is a summary of the restricted stock unit and restricted share award activity for the year ended December 31, 2015:

UNITS IN THOUSANDS	Units	Weighted Average Grant Date Fair Value
Nonvested at beginning of year	4,677	\$ 51.90
Granted	2,695	\$ 100.81
Vested	(1,646)	\$ 103.82
Forfeited	(308)	\$ 73.61
Nonvested at end of year	5,418	\$ 59.22

All grants under the ICP are awarded at fair value on the date of grant. The fair value of stock options is estimated using the Black-Scholes Option Pricing Model and stock-based compensation is recognized on a straight-line basis over the requisite service period. Stock options granted generally become exercisable over a four-year period from the grant date. Stock options generally expire seven years after the grant date.

Excess tax benefits of \$127 million, \$106 million and \$62 million were included in financing activities in the accompanying consolidated statements of cash flow during 2015, 2014 and 2013, respectively. Cash received from stock options exercised, which includes the ESPP, totaled \$299 million, \$421 million and \$500 million during 2015, 2014 and 2013, respectively. The total intrinsic value of stock options exercised was \$394 million, \$372 million and \$282 million in 2015, 2014 and 2013, respectively. The total fair value of stock options vested during 2015, 2014 and 2013 was \$334 million, \$292 million and \$329 million, respectively.

The fair value of each stock option is estimated using the Black-Scholes option pricing model based on the following assumptions at the time of grant:

	2015	2014	2013
Dividend yield ⁽¹⁾	1.37%	1.47%	1.65%
Expected volatility ⁽²⁾	18.07%	19.92%	30.96%
Risk-free interest rate ⁽³⁾	1.24%	1.35%	0.73%
Expected life (in years) ⁽⁴⁾	4.20	4.00	4.70
Weighted-average grant date fair value	\$ 14.01	\$ 11.04	\$ 12.50

(1) The dividend yield is based on annual dividends paid and the fair market value of the Company's stock at the grant date.

(2) The expected volatility is estimated using the Company's historical volatility over a period equal to the expected life of each option grant after adjustments for infrequent events such as stock splits.

(3) The risk-free interest rate is selected based on yields from U.S. Treasury zero-coupon issues with a remaining term equal to the expected term of the options being valued.

(4) The expected life represents the number of years the options are expected to be outstanding from grant date based on historical option holder exercise experience.

Notes to Consolidated Financial Statements

As of December 31, 2015, unrecognized compensation expense related to unvested options totaled \$91 million, which the Company expects to be recognized over a weighted-average period of 1.72 years. After considering anticipated forfeitures, the Company expects approximately 12 million of the unvested stock options to vest over the requisite service period.

The following table is a summary of the Company's stock option activity for the year ended December 31, 2015:

SHARES IN THOUSANDS	Shares	Weighted Average Exercise Price	Weighted Average Remaining Contractual Term	Aggregate Intrinsic Value
Outstanding at December 31, 2014	28,166	\$ 47.87		
Granted	3,772	\$ 102.25		
Exercised	(6,425)	\$ 40.68		
Forfeited	(902)	\$ 66.81		
Expired	(270)	\$ 38.03		
Outstanding at December 31, 2015	24,341	\$ 57.60	3.88	\$993,965,110
Exercisable at December 31, 2015	11,847	\$ 42.17	2.66	\$658,732,653
Vested at December 31, 2015 and expected to vest in the future	23,765	\$ 56.96	3.84	\$984,746,487

11 | Income Taxes

The income tax provision for continuing operations consisted of the following for the years ended December 31:

IN MILLIONS	2015	2014	2013
Current:			
Federal	\$ 3,065	\$ 2,581	\$ 2,623
State	555	495	437
	3,620	3,076	3,060
Deferred:			
Federal	(180)	(43)	(115)
State	(54)	—	(17)
	(234)	(43)	(132)
Total	\$ 3,386	\$ 3,033	\$ 2,928

The following table is a reconciliation of the statutory income tax rate to the Company's effective income tax rate for continuing operations for the years ended December 31:

	2015	2014	2013
Statutory income tax rate	35.0%	35.0%	35.0%
State income taxes, net of federal tax benefit	4.0	4.3	4.0
Other	0.3	0.2	(0.1)
Effective income tax rate	39.3%	39.5%	38.9%

The following table is a summary of the significant components of the Company's deferred tax assets and liabilities as of December 31:

IN MILLIONS	2015	2014
Deferred tax assets:		
Lease and rents	\$ 378	\$ 396
Inventory	99	—
Employee benefits	359	311
Allowance for doubtful accounts	279	164
Retirement benefits	105	80
Net operating loss and capital loss carryforwards	115	74
Deferred income	83	261
Other	498	297
Valuation allowance	(115)	(5)
Total deferred tax assets	1,801	1,578
Deferred tax liabilities:		
Inventories	—	(18)
Depreciation and amortization	(6,018)	(4,572)
Total deferred tax liabilities	(6,018)	(4,590)
Net deferred tax liabilities	\$ (4,217)	\$ (3,012)

Net deferred tax assets (liabilities) are presented on the consolidated balance sheets as follows:

IN MILLIONS	2015	2014
Deferred tax assets – current	\$ 1,220	\$ 985
Deferred tax assets – noncurrent (included in other assets)	—	39
Deferred tax liabilities – noncurrent	(5,437)	(4,036)
Net deferred tax liabilities	\$ (4,217)	\$ (3,012)

The Company assesses positive and negative evidence to determine whether it is more likely than not some portion of a deferred tax asset would not be realized. When it would not, a valuation allowance is established for such portion of a deferred tax asset. The Company's valuation allowance increased by \$110 million in the current year, a majority of which relates to capital losses assumed in the Omnicare acquisition.

A reconciliation of the beginning and ending amount of unrecognized tax benefits is as follows:

IN MILLIONS	2015	2014	2013
Beginning balance	\$ 188	\$ 117	\$ 80
Additions based on tax positions related to the current year	57	32	19
Additions based on tax positions related to prior years	122	70	37
Reductions for tax positions of prior years	(11)	(15)	(1)
Expiration of statutes of limitation	(13)	(15)	(17)
Settlements	(5)	(1)	(1)
Ending balance	\$ 338	\$ 188	\$ 117

Notes to Consolidated Financial Statements

The Company and most of its subsidiaries are subject to U.S. federal income tax as well as income tax of numerous state and local jurisdictions. The Company is a participant in the Compliance Assurance Process ("CAP"), which is a voluntary program offered by the Internal Revenue Service ("IRS") under which participating taxpayers work collaboratively with the IRS to identify and resolve potential tax issues through open, cooperative and transparent interaction prior to the filing of their federal income tax. The IRS is currently examining the Company's 2014 and 2015 consolidated U.S. federal income tax returns.

The Company and its subsidiaries are also currently under income tax examinations by a number of state and local tax authorities. As of December 31, 2015, no examination has resulted in any proposed adjustments that would result in a material change to the Company's results of operations, financial condition or liquidity.

Substantially all material state and local income tax matters have been concluded for fiscal years through 2010. Although certain state exams will be concluded and certain state statutes will lapse in 2016, the change in the balance of our uncertain tax positions will be immaterial. In addition, it is reasonably possible that the Company's unrecognized tax benefits could significantly change within the next twelve months due to the anticipated conclusion of various examinations with the IRS for various years. An estimate of the range of the possible change cannot be made at this time.

The Company recognizes interest accrued related to unrecognized tax benefits and penalties in income tax expense. The Company recognized interest of approximately \$5 million during the year ended December 31, 2015, \$6 million during the year ended December 31, 2014, and \$4 million during the year ended December 31, 2013. The Company had approximately \$16 million and \$11 million accrued for interest and penalties as of December 31, 2015 and 2014, respectively.

There are no material uncertain tax positions as of December 31, 2015 the ultimate deductibility of which is highly certain but for which there is uncertainty about the timing. If there were, any such items would impact deferred tax accounting only, not the annual effective income tax rate, and would accelerate the payment of cash to the taxing authority to a period earlier than expected.

As of December 31, 2015, the total amount of unrecognized tax benefits that, if recognized, would affect the effective income tax rate is approximately \$292 million, after considering the federal benefit of state income taxes.

12 | Commitments and Contingencies

Lease Guarantees

Between 1991 and 1997, the Company sold or spun off a number of subsidiaries, including Bob's Stores, Linens 'n Things, Marshalls, Kay-Bee Toys, Wilsons, This End Up and Footstar. In many cases, when a former subsidiary leased a store, the Company provided a guarantee of the store's lease obligations. When the subsidiaries were disposed of, the Company's guarantees remained in place, although each initial purchaser has agreed to indemnify the Company for any lease obligations the Company was required to satisfy. If any of the purchasers or any of the former subsidiaries were to become insolvent and failed to make the required payments under a store lease, the Company could be required to satisfy these obligations.

As of December 31, 2015, the Company guaranteed approximately 72 such store leases (excluding the lease guarantees related to Linens 'n Things, which are discussed in Note 1), with the maximum remaining lease term extending through 2026. Management believes the ultimate disposition of any of the remaining guarantees will not have a material adverse effect on the Company's consolidated financial condition, results of operations or future cash flows.

Legal Matters

The Company is a party to legal proceedings, investigations and claims in the ordinary course of its business, including the matters described later in this document. The Company records accruals for outstanding legal matters when it believes it is probable that a loss will be incurred and the amount can be reasonably estimated. The

Company evaluates, on a quarterly basis, developments in legal matters that could affect the amount of any accrual and developments that would make a loss contingency both probable and reasonably estimable. If a loss contingency is not both probable and estimable, the Company does not establish an accrued liability. None of the Company's accruals for outstanding legal matters are material individually or in the aggregate to the Company's financial position.

The Company's contingencies are subject to significant uncertainties, including, among other factors: (i) the procedural status of pending matters; (ii) whether class action status is sought and certified; (iii) whether asserted claims or allegations will survive dispositive motion practice; (iv) the extent of potential damages, fines or penalties, which are often unspecified or indeterminate; (v) the impact of discovery on the legal process; (vi) whether novel or unsettled legal theories are at issue; (vii) the settlement posture of the parties, and/or (viii) in the case of certain government agency investigations, whether a sealed *qui tam* lawsuit ("whistleblower" action) has been filed and whether the government agency makes a decision to intervene in the lawsuit following investigation.

Except as otherwise noted, the Company cannot predict with certainty the timing or outcome of the legal matters described below, and is unable to reasonably estimate a possible loss or range of possible loss in excess of amounts already accrued for these matters.

- Caremark (the term "Caremark" being used herein to generally refer to any one or more PBM subsidiaries of the Company, as applicable) was named in a putative class action lawsuit filed in October 2003 in Alabama state court by John Lauriello, purportedly on behalf of participants in the 1999 settlement of various securities class action and derivative lawsuits against Caremark and others. Other defendants include insurance companies that provided coverage to Caremark with respect to the settled lawsuits. The Lauriello lawsuit seeks approximately \$3.2 billion in compensatory damages plus other non-specified damages based on allegations that the amount of insurance coverage available for the settled lawsuits was misrepresented and suppressed. A similar lawsuit was filed in November 2003 by Frank McArthur, also in Alabama state court, naming as defendants, among others, Caremark and several insurance companies involved in the 1999 settlement. This lawsuit was stayed as a later-filed class action, but McArthur was subsequently allowed to intervene in the Lauriello action. Following the close of class discovery, the trial court entered an Order on August 15, 2012 that granted the plaintiffs' motion to certify a class pursuant to Alabama Rule of Civil Procedures 23(b)(3) but denied their request that the class also be certified pursuant to Rule 23(b)(1). In addition, the August 15, 2012 Order appointed class representatives and class counsel. On September 12, 2014, the Alabama Supreme Court affirmed the trial court's August 15, 2012 Order. In November 2015, the trial court ruled on the parties' motions for summary judgment. The Court granted in part and denied in part plaintiffs' motion for summary judgment and the Court denied Caremark's motion for summary judgment. The parties engaged in mediation in January 2016. The case is proceeding and trial is currently scheduled to begin on February 19, 2016.
- Beginning in August 2003, various lawsuits were filed by pharmacies alleging that Caremark and other PBMs were violating certain antitrust laws. In August 2003, Bellevue Drug Co., Robert Schreiber, Inc. d/b/a Burns Pharmacy and Rehn-Huerbinger Drug Co. d/b/a Parkway Drugs #4, together with Pharmacy Freedom Fund and the National Community Pharmacists Association filed a putative class action against Caremark in the United States District Court for the Eastern District of Pennsylvania, seeking treble damages and injunctive relief. This case was initially sent to arbitration based on the contract terms between the pharmacies and Caremark, but later returned to federal court, where it currently remains. In addition, in October 2003, two independent pharmacies, North Jackson Pharmacy, Inc. and C&C, Inc. d/b/a Big C Discount Drugs, Inc., filed three separate putative class action complaints in the United States District Court for the Northern District of Alabama, all seeking treble damages and injunctive relief. One complaint named three Caremark entities as defendants, and the other two complaints named PBM competitors. The North Jackson Pharmacy case against two of the Caremark entities was transferred to the United States District Court for the Northern District of Illinois; the case against the third Caremark entity was sent to arbitration based on contract terms between the pharmacies and that entity. The arbitration was stayed at the parties' request and later closed by the American Arbitration Association.

Notes to Consolidated Financial Statements

In August 2006, the Judicial Panel on Multidistrict Litigation issued an order transferring all related PBM antitrust cases, including the North Jackson Pharmacy cases, to the United States District Court for the Eastern District of Pennsylvania for coordinated and consolidated proceedings with the cases originally filed in that court, including the Bellevue matter. The consolidated action is now known as *In re Pharmacy Benefit Managers Antitrust Litigation*. A motion for class certification filed by the North Jackson Pharmacy plaintiffs against the Caremark defendants in August 2015 is currently pending. In the Bellevue matter, the parties are in the early stages of discovery.

- In February 2006, two substantially similar putative class action lawsuits were filed in the U.S. District Court for the Eastern District of Kentucky, and were consolidated and entitled *Indiana State Dist. Council of Laborers & HOD Carriers Pension & Welfare Fund v. Omnicare, Inc., et al.*, No. 2:06cv26. The consolidated complaint was filed against Omnicare, three of its officers and two of its directors and purported to be brought on behalf of all open-market purchasers of Omnicare common stock from August 3, 2005 through July 27, 2006, as well as all purchasers who bought shares of Omnicare common stock in Omnicare's public offering in December 2005. The complaint alleged violations of the Securities Exchange Act of 1934 and Section 11 of the Securities Act of 1933 and sought, among other things, compensatory damages and injunctive relief. After dismissals and appeals to the United States Court of Appeals for the Sixth Circuit, the United States Supreme Court remanded the case to the district court. In October 2015, the court granted plaintiffs' motion to file a third amended complaint. In December 2015, Omnicare filed a motion to dismiss plaintiffs' third amended complaint.
- In December 2007, the Company received a document subpoena from the Office of Inspector General ("OIG") within the U.S. Department of Health and Human Services, requesting information relating to the processing of Medicaid and certain other government agency claims on behalf of its clients (which allegedly resulted in underpayments from our pharmacy benefit management clients to the applicable government agencies) on one of the Company's adjudication platforms. In September 2014, the Company settled the OIG's claims, as well as related claims by the Department of Justice and private plaintiffs, without any admission of liability. The Company is in discussions with the OIG concerning other claim processing issues.
- In November 2009, a securities class action lawsuit was filed in the United States District Court for the District of Rhode Island by Richard Medoff, purportedly on behalf of purchasers of CVS Health Corporation stock between May 5, 2009 and November 4, 2009. An amended complaint extended that time period back to October 30, 2008. The lawsuit names the Company and certain officers as defendants and includes allegations of securities fraud relating to public disclosures made by the Company concerning the PBM business and allegations of insider trading. In addition, a shareholder derivative lawsuit was filed by Mark Wuotila in December 2009 in the same court against the directors and certain officers of the Company. This lawsuit, which has remained stayed pending developments in the related securities class action, includes allegations of, among other things, securities fraud, insider trading and breach of fiduciary duties and further alleges that the Company was damaged by the purchase of stock at allegedly inflated prices under its share repurchase program. In January 2011, both lawsuits were transferred to the United States District Court for the District of New Hampshire. In August 2015, the Parties reached an agreement in principle to settle the Medoff action for \$48 million. In September 2015, the Parties filed a joint stipulation seeking preliminary approval for this settlement. Preliminary approval was granted in November 2015 and the final approval hearing occurred in January 2016. The Company denies any wrongdoing, and agreed to a settlement to avoid the burden, uncertainty and distraction of litigation. The settlement will be funded by insurance proceeds. The Wuotila derivative matter remains pending.
- As part of a previously disclosed civil settlement agreement entered into by Omnicare with the U.S. Attorney's Office, for the District of Massachusetts in November 2009, Omnicare also entered into an amended and restated corporate integrity agreement ("CIA") with the OIG with a term of five years from November 2, 2009 with certain provisions continuing for a period after the term. In October 2015, Omnicare received a closure letter from the OIG. The Company is continuing discussions with the OIG around the CIA and its compliance program.
- In March 2010, the Company learned that various State Attorneys General offices and certain other government agencies were conducting a multi-state investigation of certain of the Company's business practices similar to

those being investigated at that time by the U.S. Federal Trade Commission (“FTC”). Twenty-eight states, the District of Columbia and the County of Los Angeles are known to be participating in this investigation. The prior FTC investigation, which commenced in August 2009, was officially concluded in May 2012 when the consent order entered into between the FTC and the Company became final. The Company has cooperated with the multi-state investigation.

- In March 2010, the Company received a subpoena from the OIG requesting information about programs under which the Company has offered customers remuneration conditioned upon the transfer of prescriptions for drugs or medications to the Company’s pharmacies in the form of gift cards, cash, non-prescription merchandise or discounts or coupons for non-prescription merchandise. The subpoena relates to an investigation of possible false or otherwise improper claims for payment under the Medicare and Medicaid programs. The Company has provided documents and other information in response to this request for information.
- On October 29, 2010, a *qui tam* complaint entitled *United States et al., ex rel. Banigan and Templin v. Organon USA, Inc., Omnicare, Inc. and PharMerica Corporation*, Civil No. 07-12153-RWZ, that had been filed under seal with the U.S. District Court in Boston, Massachusetts, was ordered unsealed by the court. The complaint was brought by James Banigan and Richard Templin, former employees of Organon, as private party *qui tam* relators on behalf of the federal government and several state and local governments. The action alleges civil violations of the False Claims Act based on allegations that Organon and its affiliates paid Omnicare and several other long-term care pharmacies rebates, post-purchase discounts and other forms of remuneration in return for purchasing pharmaceuticals from Organon and taking steps to increase the purchase of Organon’s drugs in violation of the Anti-Kickback Statute. The U.S. Department of Justice declined to intervene in this action. The court denied Omnicare’s motion to dismiss in June 2012. Discovery is closed in this matter. The Company believes that the allegations are without merit.
- In January 2012, the United States District Court for the Eastern District of Pennsylvania unsealed a first amended *qui tam* complaint filed in August 2011 by an individual relator, Anthony Spay, who is described in the complaint as having once been employed by a firm providing pharmacy prescription benefit audit and recovery services. The complaint seeks monetary damages and alleges that Caremark’s processing of Medicare claims on behalf of one of its clients violated the federal False Claims Act. The United States declined to intervene in the lawsuit. In September 2015, the Court granted Caremark’s motion for summary judgment in its entirety, and entered judgment in favor of Caremark and against Spay. In October 2015, Spay filed a notice of appeal in the United States Court of Appeals for the Third Circuit.
- In November 2012, the Company received a subpoena from the OIG requesting information concerning automatic refill programs used by pharmacies to refill prescriptions for customers. The Company has been cooperating and providing documents and other information in response to this request for information.
- In 2013, Omnicare received subpoenas seeking information regarding Omnicare’s nationwide billing practices with regard to National Drug Code overrides and Omnicare’s May 2008 acquisition of Pure Service Pharmacy. In 2014, Omnicare received subpoenas seeking information regarding Omnicare’s Auto Label Verification system and Omnicare’s per diem arrangements. Omnicare has produced documents and provided information in response to these subpoenas and continues to cooperate in the investigations.
- On March 22, 2013, a *qui tam* complaint entitled *United States et al. ex rel. Susan Ruscher v. Omnicare, Inc. et al.*, Civil No. 08-cv-3396, which had been filed under seal in the U.S. District Court for the Southern District of Texas, was unsealed by the court. The complaint was brought by Susan Ruscher as a private party *qui tam* relator on behalf of the federal government and several state governments alleging violations of the federal False Claims Act and analogous state laws based upon allegations that Omnicare’s practices relating to customer collections violated the Anti-Kickback Statute. In September 2015, the court granted summary judgment dismissing all claims against Omnicare and denied relator’s motion for summary judgment related to Omnicare’s counterclaims and thereafter, in October 2015, the court entered a final judgment for Omnicare and stayed trial on the counterclaims

Notes to Consolidated Financial Statements

pending an appeal from the relator. In October 2015, plaintiffs filed a notice of appeal in the United States Court of Appeals for the Fifth Circuit.

- In March 2014, the Company received a subpoena from the United States Attorney's Office for the District of Rhode Island, requesting documents and information concerning bona fide service fees and rebates received from pharmaceutical manufacturers in connection with certain drugs utilized under Part D of the Medicare Program, as well as the reporting of those fees and rebates to Part D plan sponsors. The Company has been cooperating with the government and providing documents and information in response to the subpoena.
- The U.S. Department of Justice, through the U.S. Attorney's Office for the Western District of Virginia, investigated whether Omnicare's activities in connection with the agreements it had with the manufacturer of the pharmaceutical Depakote violated the False Claims Act or the Anti-Kickback Statute. Omnicare cooperated with this investigation and believes that it has complied with applicable laws and regulations with respect to this matter. In connection with this matter, on December 22, 2014, the U.S. Department of Justice filed a civil complaint-in-intervention in two *qui tam* complaints, entitled United States, *et al.*, *ex rel.* Spetter v. Abbott Laboratories, Inc., Omnicare, Inc., and PharMerica Corp., No. 1:07-cv-00006 and United States, *et al.*, *ex rel.* McCoy v. Abbott Laboratories, Omnicare, Inc., PharMerica Corp., and Miles White, No. 1:07-cv-00081, alleging civil violations of the False Claims Act in connection with the manufacturer agreements described above. In July 2015, the parties filed a Joint Motion to Stay the Litigation stating that the parties have reached a proposed resolution of the monetary terms of a potential settlement agreement. These financial terms are contingent on approval by authorized officials at the Department of Justice, negotiation of terms of a settlement agreement, approval and releases from the OIG, the National Association of Medicaid Fraud Control Units, and the Department of Justice, and coordination with discussions with the United States regarding other ongoing matters. While the Company believes that a final settlement will be reached, there can be no assurance that any final settlement agreement will be reached or as to the final terms of such settlement.
- In May 2015, the Company entered into a settlement agreement with the U.S. Attorney's Office for the Middle District of Florida, resolving alleged violations of the Controlled Substances Act ("CSA"). The Company paid a fine of \$22 million in connection with the settlement. The Company is also undergoing several audits by the Drug Enforcement Agency ("DEA") Administrator and is in discussions with the DEA and the U.S. Attorney's Office in several locations concerning allegations that the Company has violated certain requirements of the CSA. Whether agreements can be reached and on what terms is uncertain.
- In May 2015, the Company received a subpoena from the OIG requesting information and documents concerning the Company's automatic refill programs, adherence outreach programs, and pharmacy customer incentives, particularly in connection with claims for reimbursement made to the Minnesota Medicaid program. The Company has been cooperating with the investigation and providing information in response to the subpoena.
- In July 2015, the U.S. District Court in the District of Massachusetts dismissed all claims alleged in a *qui tam* lawsuit that had been brought against the Company by a pharmacy auditor and a former CVS pharmacist. The lawsuit, which was initially filed under seal in 2011, alleged that the Company violated the federal False Claims Act, as well as the false claims acts of several states, by overcharging state and federal governments in connection with prescription drugs available through the Company's Health Savings Pass program, a membership-based program that allows enrolled customers special pricing for typical 90-day supplies of various generic prescription drugs. The federal government had declined to intervene in the case. The plaintiffs are appealing the dismissal to the U.S. Court of Appeals for First Circuit.
- On July 27, 2015, a consolidated class action complaint was filed by plaintiffs naming Omnicare, the members of the Omnicare Board of Directors, CVS Health, CVS Pharmacy, Inc. and its merger subsidiary as defendants. The complaint alleged that the members of the Omnicare Board of Directors breached their fiduciary duties to Omnicare's stockholders during merger negotiations by entering into the merger agreement and approving the merger, and the CVS parties aided and abetted such breaches of fiduciary duties. In September 2015, the court granted plaintiffs' voluntary notice of dismissal of all allegations against the defendants.

-
- The Attorney General of the State of Texas issued civil investigative demands and other requests in February 2012, May 2014, and May 2015, and has continued its investigation concerning the Health Savings Pass program and other pricing practices with respect to claims for reimbursement from the Texas Medicaid program.
 - In July and September 2015, two related putative class actions, *Corcoran et al. v. CVS Health Corp.*, and *Podgorny et al. v. CVS Health Corp.*, were filed against the Company in the United States District Court in the Northern District of California and the Northern District of Illinois, respectively. The two cases have been consolidated in United States District Court in the Northern District of California. The consolidated second amended complaint alleges that plaintiffs overpaid for prescriptions for generic drugs filled at CVS pharmacies. The plaintiffs seek damages and injunctive relief under the consumer protection statutes and common laws of certain states. The Company has moved to dismiss the second amended complaint.
 - In September 2015, Omnicare was served with an administrative subpoena by the DEA. The subpoena seeks documents related to controlled substance policies, procedures, and practices at eight pharmacy locations from May 2012 to present. The Company has been cooperating and providing documents in response to this administrative subpoena.
 - In October 2015, Omnicare received a Civil Investigative Demand from the United States Attorney's Office for the Southern District of New York requesting information and documents concerning Omnicare's cycle fill process for assisted living facilities. The Company has been cooperating with the government and providing documents and information in response to the Civil Investigative Demand.
 - In October 2015, the Company received from the U.S. Department of Justice a Civil Investigative Demand requesting documents and information in connection with a False Claims Act investigation concerning allegations that the Company submitted, or caused to be submitted, to the Medicare Part D program prescription drug event data that misrepresented true prices paid by the Company's PBM to pharmacies for drugs dispensed to Part D beneficiaries with prescription benefits administered by the Company's PBM. The Company has been cooperating with the government and providing documents and information in response to the Civil Investigative Demand.
 - In November 2015, the United States District Court for the Eastern District of Pennsylvania unsealed a second amended *qui tam* complaint filed in September 2015, in an action captioned *The United States of America et al. ex rel. Sally Schimelpfeinig and John Segura v. Dr. Reddy's Laboratories Limited et al.* The U.S. Department of Justice declined to intervene in this action. The relators allege that the Company, Walgreens, Wal-Mart, and Dr. Reddy's Laboratories violated the federal and various state False Claims Acts by dispensing prescriptions in unit dose packaging supplied by Dr. Reddy's that was not compliant with the Consumer Product Safety Improvement Act and the Poison Preventive Packaging Act and thereby allegedly rendering the drugs misbranded under the Food, Drug & Cosmetic Act.

The Company is also a party to other legal proceedings, government investigations, inquiries and audits arising in the normal course of its business, none of which is expected to be material to the Company. The Company can give no assurance, however, that its business, financial condition and results of operations will not be materially adversely affected, or that the Company will not be required to materially change its business practices, based on: (i) future enactment of new health care or other laws or regulations; (ii) the interpretation or application of existing laws or regulations as they may relate to the Company's business, the pharmacy services, retail pharmacy, long-term care pharmacy or retail clinic industries or to the health care industry generally; (iii) pending or future federal or state governmental investigations of the Company's business or the pharmacy services, retail pharmacy, long-term care pharmacy or retail clinic industry or of the health care industry generally; (iv) pending or future government enforcement actions against the Company; (v) adverse developments in any pending *qui tam* lawsuit against the Company, whether sealed or unsealed, or in any future *qui tam* lawsuit that may be filed against the Company; or (vi) adverse developments in pending or future legal proceedings against the Company or affecting the pharmacy services, retail pharmacy, long-term care pharmacy or retail clinic industry or the health care industry generally.

Notes to Consolidated Financial Statements

13 | Segment Reporting

The Company currently has three reportable segments: Pharmacy Services, Retail/LTC and Corporate. The Retail/LTC Segment includes the operating results of the Company's Retail Pharmacy and LTC operating segments as the operations and economics characteristics are similar. The Company's segments maintain separate financial information for which operating results are evaluated on a regular basis by the Company's chief operating decision maker in deciding how to allocate resources and in assessing performance.

The Company evaluates its Pharmacy Services and Retail/LTC segment performance based on net revenue, gross profit and operating profit before the effect of nonrecurring charges and certain intersegment activities. The Company evaluates the performance of its Corporate Segment based on operating expenses before the effect of discontinued operations, nonrecurring charges, and certain intersegment activities. See Note 1 for a description of the Pharmacy Services, Retail/LTC and Corporate segments and related significant accounting policies.

The following table is a reconciliation of the Company's business segments to the consolidated financial statements:

IN MILLIONS	Pharmacy Services Segment ⁽¹⁾⁽²⁾	Retail/LTC Segment ⁽²⁾	Corporate Segment	Intersegment Eliminations ⁽²⁾	Consolidated Totals
2015:					
Net revenues	\$ 100,363	\$ 72,007	\$ —	\$ (19,080)	\$ 153,290
Gross profit	5,227	21,992	—	(691)	26,528
Operating profit ⁽³⁾	3,989	7,130	(1,037)	(628)	9,454
Depreciation and amortization	654	1,336	102	—	2,092
Additions to property and equipment	359	1,883	125	—	2,367
2014:					
Net revenues	88,440	67,798	—	(16,871)	139,367
Gross profit	4,771	21,277	—	(681)	25,367
Operating profit	3,514	6,762	(796)	(681)	8,799
Depreciation and amortization	630	1,205	96	—	1,931
Additions to property and equipment	308	1,745	83	—	2,136
2013:					
Net revenues	76,208	65,618	—	(15,065)	126,761
Gross profit	4,237	20,112	—	(566)	23,783
Operating profit ⁽⁴⁾	3,086	6,268	(751)	(566)	8,037
Depreciation and amortization	560	1,217	93	—	1,870
Additions to property and equipment	313	1,610	61	—	1,984

(1) Net revenues of the Pharmacy Services Segment include approximately \$8.9 billion, \$8.1 billion and \$7.9 billion of Retail Co-Payments for 2015, 2014 and 2013, respectively. See Note 1 to the consolidated financial statements for additional information about Retail Co-Payments.

(2) Intersegment eliminations relate to intersegment revenue generating activities that occur between the Pharmacy Services Segment and the Retail/LTC Segment. These occur in the following ways: when members of Pharmacy Services Segment clients ("members") fill prescriptions at retail stores to purchase covered products, when members enrolled in programs such as Maintenance Choice® elect to pick up maintenance prescriptions at a retail drugstore instead of receiving them through the mail, or when members have prescriptions filled at long-term care facilities. When these occur, both the Pharmacy Services and Retail/LTC segments record the revenues, gross profit and operating profit on a standalone basis.

(3) For the year ended December 31, 2015, the Corporate Segment operating loss includes \$156 million of acquisition-related transaction and integration costs and a \$90 million charge related to a legacy lawsuit challenging the 1999 legal settlement by MedPartners of various securities class actions and a related derivative claim.

(4) Consolidated operating profit for the year ended December 31, 2013 includes a \$72 million gain on a legal settlement, of which, \$11 million is included in the Pharmacy Services Segment and \$61 million is included in the Retail/LTC Segment.

14 | Earnings Per Share

The following is a reconciliation of basic and diluted earnings per share from continuing operations for the respective years:

IN MILLIONS, EXCEPT PER SHARE AMOUNTS	2015	2014	2013
Numerator for earnings per share calculation:			
Income from continuing operations attributable to common stockholders ⁽¹⁾	\$ 5,202	\$ 4,626	\$ 4,600
Denominator for earnings per share calculation:			
Weighted average shares, basic	1,118	1,161	1,217
Effect of dilutive securities	8	8	9
Weighted average shares, diluted	1,126	1,169	1,226
Earnings per share from continuing operations:			
Basic	\$ 4.65	\$ 3.98	\$ 3.78
Diluted	\$ 4.62	\$ 3.96	\$ 3.75

(1) Comprised of income from continuing operations less amounts allocable to participating securities of \$27 million and \$19 million for the years ended December 31, 2015 and 2014, respectively.

Notes to Consolidated Financial Statements

15 | Quarterly Financial Information (Unaudited)

IN MILLIONS, EXCEPT PER SHARE AMOUNTS	First Quarter	Second Quarter	Third Quarter	Fourth Quarter	Year
2015:					
Net revenues	\$ 36,332	\$ 37,169	\$ 38,644	\$ 41,145	\$153,290
Gross profit	6,164	6,402	6,661	7,301	26,528
Operating profit	2,132	2,262	2,331	2,729	9,454
Income from continuing operations	1,221	1,272	1,237	1,500	5,230
Income (loss) from discontinued operations, net of tax	—	—	10	(1)	9
Net income attributable to CVS Health	1,221	1,272	1,246	1,498	5,237
Basic earnings per share:					
Income from continuing operations attributable to CVS Health	\$ 1.08	\$ 1.13	\$ 1.10	\$ 1.35	\$ 4.65
Income (loss) from discontinued operations attributable to CVS Health	\$ —	\$ —	\$ 0.01	\$ —	\$ 0.01
Net income attributable to CVS Health	\$ 1.08	\$ 1.13	\$ 1.11	\$ 1.35	\$ 4.66
Diluted earnings per share:					
Income from continuing operations attributable to CVS Health	\$ 1.07	\$ 1.12	\$ 1.10	\$ 1.34	\$ 4.62
Income (loss) from discontinued operations attributable to CVS Health	\$ —	\$ —	\$ 0.01	\$ —	\$ 0.01
Net income attributable to CVS Health	\$ 1.07	\$ 1.12	\$ 1.11	\$ 1.34	\$ 4.63
Dividends per share	\$ 0.350	\$ 0.350	\$ 0.350	\$ 0.350	\$ 1.40
Stock price: (New York Stock Exchange)					
High	\$ 104.56	\$ 106.47	\$ 113.45	\$ 105.29	\$ 113.45
Low	\$ 94.16	\$ 98.74	\$ 95.12	\$ 91.56	\$ 91.56

IN MILLIONS, EXCEPT PER SHARE AMOUNTS	First Quarter	Second Quarter	Third Quarter	Fourth Quarter	Year
2014:					
Net revenues	\$ 32,689	\$ 34,602	\$ 35,021	\$ 37,055	\$ 139,367
Gross profit	5,942	6,324	6,468	6,633	25,367
Operating profit	2,024	2,208	2,246	2,321	8,799
Income from continuing operations	1,129	1,246	948	1,322	4,645
Loss from discontinued operations, net of tax	—	—	—	(1)	(1)
Net income attributable to CVS Health	1,129	1,246	948	1,321	4,644
Basic earnings per share:					
Income from continuing operations attributable to CVS Health	\$ 0.96	\$ 1.07	\$ 0.82	\$ 1.15	\$ 3.98
Loss from discontinued operations attributable to CVS Health	\$ —	\$ —	\$ —	\$ —	\$ —
Net income attributable to CVS Health	\$ 0.96	\$ 1.07	\$ 0.82	\$ 1.15	\$ 3.98
Diluted earnings per share:					
Income from continuing operations attributable to CVS Health	\$ 0.95	\$ 1.06	\$ 0.81	\$ 1.14	\$ 3.96
Loss from discontinued operations attributable to CVS Health	\$ —	\$ —	\$ —	\$ —	\$ —
Net income attributable to CVS Health	\$ 0.95	\$ 1.06	\$ 0.81	\$ 1.14	\$ 3.96
Dividends per share	\$ 0.275	\$ 0.275	\$ 0.275	\$ 0.275	\$ 1.10
Stock price: (New York Stock Exchange)					
High	\$ 76.36	\$ 79.43	\$ 82.57	\$ 98.62	\$ 98.62
Low	\$ 64.95	\$ 72.37	\$ 74.69	\$ 77.40	\$ 64.95

Five-Year Financial Summary

IN MILLIONS, EXCEPT PER SHARE AMOUNTS	2015	2014	2013	2012	2011
Statement of operations data:					
Net revenues	\$ 153,290	\$ 139,367	\$ 126,761	\$ 123,120	\$ 107,080
Gross profit	26,528	25,367	23,783	22,488	20,562
Operating expenses	17,074	16,568	15,746	15,278	14,231
Operating profit	9,454	8,799	8,037	7,210	6,331
Interest expense, net	838	600	509	557	584
Loss on early extinguishment of debt	—	521	—	348	—
Income tax provision ⁽¹⁾	3,386	3,033	2,928	2,436	2,258
Income from continuing operations	5,230	4,645	4,600	3,869	3,489
Income (loss) from discontinued operations, net of tax	9	(1)	(8)	(7)	(31)
Net income	5,239	4,644	4,592	3,862	3,458
Net (income) loss attributable to noncontrolling interest	(2)	—	—	2	4
Net income attributable to CVS Health	\$ 5,237	\$ 4,644	\$ 4,592	\$ 3,864	\$ 3,462
Per share data:					
Basic earnings per share:					
Income from continuing operations attributable to CVS Health	\$ 4.65	\$ 3.98	\$ 3.78	\$ 3.05	\$ 2.61
Income (loss) from discontinued operations attributable to CVS Health	\$ 0.01	\$ —	\$ (0.01)	\$ (0.01)	\$ (0.02)
Net income attributable to CVS Health	\$ 4.66	\$ 3.98	\$ 3.77	\$ 3.04	\$ 2.59
Diluted earnings per share:					
Income from continuing operations attributable to CVS Health	\$ 4.62	\$ 3.96	\$ 3.75	\$ 3.02	\$ 2.59
Income (loss) from discontinued operations attributable to CVS Health	\$ 0.01	\$ —	\$ (0.01)	\$ (0.01)	\$ (0.02)
Net income attributable to CVS Health	\$ 4.63	\$ 3.96	\$ 3.74	\$ 3.02	\$ 2.57
Cash dividends per share	\$ 1.40	\$ 1.10	\$ 0.90	\$ 0.65	\$ 0.50
Balance sheet and other data:					
Total assets ⁽¹⁾	\$ 93,657	\$ 74,187	\$ 71,452	\$ 66,167	\$ 64,794
Long-term debt ⁽¹⁾	\$ 26,267	\$ 11,630	\$ 12,767	\$ 9,079	\$ 9,150
Total shareholders' equity	\$ 37,203	\$ 37,963	\$ 37,938	\$ 37,653	\$ 38,014
Number of stores (at end of year)	9,681	7,866	7,702	7,508	7,388

(1) As of June 30, 2015, the Company early adopted Accounting Standard Update No. 2015-03, *Simplifying the Presentation of Debt Issuance Costs (Topic 835-30)* issued by the Financial Accounting Standards Board in April 2015. The effect of the adoption on the Company's consolidated balance sheet is a reduction in noncurrent assets and long-term debt of \$65 million, \$74 million, \$54 million and \$58 million as of December 31, 2014, 2013, 2012 and 2011, respectively.

Report of Ernst & Young LLP, Independent Registered Public Accounting Firm

The Board of Directors and Shareholders of CVS Health Corporation

We have audited the accompanying consolidated balance sheets of CVS Health Corporation as of December 31, 2015 and 2014, and the related consolidated statements of income, comprehensive income, shareholders' equity, and cash flows for each of the three years in the period ended December 31, 2015. These financial statements are the responsibility of the Company's management. Our responsibility is to express an opinion on these financial statements based on our audits.

We conducted our audits in accordance with the standards of the Public Company Accounting Oversight Board (United States). Those standards require that we plan and perform the audit to obtain reasonable assurance about whether the financial statements are free of material misstatement. An audit includes examining, on a test basis, evidence supporting the amounts and disclosures in the financial statements. An audit also includes assessing the accounting principles used and significant estimates made by management, as well as evaluating the overall financial statement presentation. We believe that our audits provide a reasonable basis for our opinion.

In our opinion, the financial statements referred to above present fairly, in all material respects, the consolidated financial position of CVS Health Corporation at December 31, 2015 and 2014, and the consolidated results of its operations and its cash flows for each of the three years in the period ended December 31, 2015, in conformity with U.S. generally accepted accounting principles.

As discussed in Note 2 to the consolidated financial statements, the Company has elected changes in its methods of accounting for front store inventories in the Retail/LTC Segment effective January 1, 2015.

We also have audited, in accordance with the standards of the Public Company Accounting Oversight Board (United States), CVS Health Corporation's internal control over financial reporting as of December 31, 2015, based on criteria established in *Internal Control – Integrated Framework* issued by the Committee of Sponsoring Organizations of the Treadway Commission (2013 framework) and our report dated February 9, 2016 expressed an unqualified opinion thereon.

Ernst & Young LLP

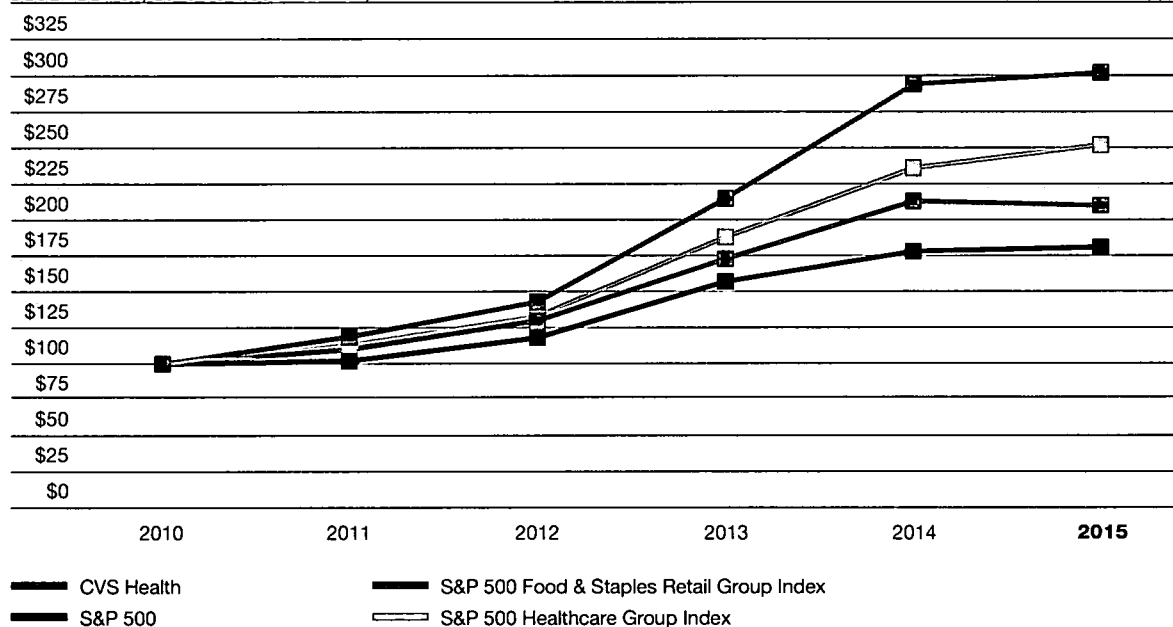
Boston, Massachusetts
February 9, 2016

Stock Performance Graph

The following graph shows changes over the past five-year period in the value of \$100 invested in: (1) our common stock; (2) S&P 500 Index; (3) S&P 500 Food and Staples Retailing Industry Group Index, which currently includes seven retail companies; (4) S&P 500 Healthcare Sector Group Index, which currently includes 56 health care companies.

Relative Total Returns Since 2010 – Annual

DECEMBER 31, 2010 TO DECEMBER 31, 2015



	YEAR END						1 YR CAGR 2014-15	3 YR CAGR 2012-15	5 YR CAGR 2010-15
	2010	2011	2012	2013	2014	2015			
CVS Health	\$100	\$119	\$143	\$215	\$294	\$302	2.9%	28.3%	24.8%
S&P 500 ⁽¹⁾	\$100	\$102	\$118	\$157	\$178	\$181	1.4%	15.1%	12.6%
S&P 500 Food & Staples Retail Group Index ⁽²⁾	\$100	\$110	\$130	\$173	\$213	\$210	-1.6%	17.2%	16.0%
S&P 500 Healthcare ⁽³⁾	\$100	\$113	\$133	\$188	\$236	\$252	6.9%	23.8%	20.3%

Note: Analysis assumes reinvestment of dividends.

(1) Includes CVS Health.

(2) Includes seven companies: (COST, CVS, KR, SYY, WBA, WFM, WMT).

(3) Includes 56 companies.

The year-end values of each investment shown in the preceding graph are based on share price appreciation plus dividends, with the dividends reinvested as of the last business day of the month during which such dividends were ex-dividend. The calculations exclude trading commissions and taxes. Total stockholder returns from each investment, whether measured in dollars or percentages, can be calculated from the year-end investment values shown beneath the graph.

Shareholder Information

Officers

Larry J. Merlo
President and Chief Executive Officer

Lisa G. Bisaccia
Executive Vice President and
Chief Human Resources Officer

Troyen A. Brennan, M.D.
Executive Vice President and
Chief Medical Officer

David M. Denton
Executive Vice President and
Chief Financial Officer

Helena B. Foulkes
Executive Vice President and
President—CVS Pharmacy

Stephen J. Gold
Executive Vice President and
Chief Information Officer

J. David Joyner
Executive Vice President, Sales and
Account Services—CVS Caremark

Per G.H. Löfberg
Executive Vice President

Thomas M. Moriarty
Executive Vice President, Chief Health
Strategy Officer and General Counsel

Jonathan C. Roberts
Executive Vice President and
President—CVS Caremark

Andrew J. Sussman, M.D.
Executive Vice President and Associate Chief
Medical Officer, President—CVS MinuteClinic

Eva C. Boratto
Senior Vice President—Controller and
Chief Accounting Officer

Nancy R. Christal
Senior Vice President—Investor Relations

Carol A. DeNale
Senior Vice President and Treasurer

David A. Falkowski
Senior Vice President and
Chief Compliance Officer

John P. Kennedy
Senior Vice President and Chief Tax Officer

Colleen M. McIntosh
Senior Vice President and Corporate Secretary

Thomas S. Moffatt
Vice President and Assistant Secretary

OFFICERS' CERTIFICATIONS

The Company has filed the required certifications under Section 302 of the Sarbanes-Oxley Act of 2002 regarding the quality of our public disclosures as Exhibits 31.5 and 31.2 to our annual report on Form 10-K for the fiscal year ended December 31, 2015. After our 2015 annual meeting of stockholders, the Company, filed with the New York Stock Exchange the CEO certification regarding its compliance with the NYSE corporate governance listing standards as required by NYSE Rule 303A.12(a).

Directors

Richard M. Bracken ^{(1) (2)}
Former Chairman and Chief Executive Officer
HCA Holdings, Inc.

C. David Brown II ^{(1) (3)}
Chairman of the Firm
Broad and Cassel

Alecia A. DeCoudreaux ^{(2) (4)}
President
Mills College

Nancy-Ann M. DePate ^{(2) (4)}
Partner
Consonance Capital Partners, LLC

David W. Dorman ^{(1) (3)}
Chairman of the Board
CVS Health Corporation

Anne M. Finucane ^{(1) (3)}
Vice Chairman
Bank of America Corporation

Larry J. Merlo
President and Chief Executive Officer
CVS Health Corporation

Jean-Pierre Millon ^{(2) (4)}
Former President and Chief Executive Officer
PCS Health Services, Inc.

Richard J. Swift ⁽⁴⁾
Former Chairman, President and Chief
Executive Officer
Foster Wheeler, Ltd.

William C. Weldon ^{(1) (3)}
Former Chairman and Chief Executive Officer
Johnson & Johnson

Tony L. White ^{(2) (3)}
Former Chairman, President and
Chief Executive Officer
Applied Biosystems, Inc.

⁽¹⁾ Member of the Nominating and
Corporate Governance Committee

⁽²⁾ Member of the Patient Safety and
Clinical Quality Committee

⁽³⁾ Member of the Management Planning
and Development Committee

⁽⁴⁾ Member of the Audit Committee

Note: Committees are as of March 1, 2016.

Shareholder Information

Corporate Headquarters
CVS Health Corporation
One CVS Drive, Woonsocket, RI 02895
(401) 765-1500

Annual Shareholders' Meeting
May 19, 2016
CVS Health Corporate Headquarters

Stock Market Listing
The New York Stock Exchange
Symbol: CVS

Transfer Agent and Registrar
Questions regarding stock holdings, certificate
replacement/transfer, dividends and address
changes should be directed to:

Wells Fargo Shareowner Services
P.O. Box 64874
St. Paul, MN 55164-0874
Toll-free: (877) CVS-PLAN (287-7526)
International: +1 (651) 450-4064
Email: stocktransfer@wellsfargo.com
Website: www.shareowneronline.com

Direct Stock Purchase/Dividend
Reinvestment Program
Shareowner Services Plus PlanSM provides a
convenient and economical way for you to
purchase your first shares or additional shares
of CVS Health common stock. The program is
sponsored and administered by Wells Fargo
Bank, N.A. For more information, including an
enrollment form, please contact Wells Fargo
Bank, N.A. at (877) 287-7526.

Financial and Other Company
Information

The Company's Annual Report on Form 10-K
will be sent without charge to any shareholder
upon request by contacting:

Nancy R. Christal
Senior Vice President—Investor Relations
CVS Health Corporation
670 White Plains Road—Suite 210
Scarsdale, NY 10583
(800) 201-0938

In addition, financial reports and recent
filings with the Securities and Exchange
Commission, including our Form 10-K,
as well as other Company information,
are available via the Internet at
investors.cvshealth.com.




WE ARE
A pharmacy innovation company

OUR STRATEGY
Reinventing pharmacy

OUR PURPOSE
**Helping people on their
path to better health**

OUR VALUES
Innovation
Collaboration
Caring
Integrity
Accountability



The CVS Health 2015 Annual Report achieved the following results by printing on paper containing 10 percent post-consumer recycled content. FSC® is not responsible for any calculations of results from choosing this paper.

Trees Saved
116
fully grown

Water Saved
54,050
gallons

Energy Saved
53,000,000
MMBTUs

Solid Waste Not Produced
3,617
pounds

Greenhouse Gases Not Produced
9,966
pounds

Hazardous Air Pollutants Not Produced
9
pounds

**UNITED STATES
SECURITIES AND EXCHANGE COMMISSION
Washington, D.C. 20549
FORM 10-K**

- Annual Report Pursuant to Section 13 or 15(d) of the Securities Exchange Act of 1934
For the fiscal year ended December 31, 2015**
OR
 **Transition Report Pursuant to Section 13 or 15(d) of the Securities Exchange Act of 1934
For the transition period from to
Commission file number 001-01011**



CVS HEALTH CORPORATION
(Exact name of Registrant as specified in its charter)

Delaware
(State or other jurisdiction of incorporation or organization)

05-0494040
(I.R.S. Employer Identification No.)

One CVS Drive, Woonsocket, Rhode Island
(Address of principal executive offices)

02895
(Zip Code)

(401) 765-1500
(Registrant's telephone number, including area code)

Securities registered pursuant to Section 12(b) of the Exchange Act:

Common Stock, par value \$0.01 per share

New York Stock Exchange

Title of each class

Name of each exchange on which registered

Securities registered pursuant to Section 12(g) of the Exchange Act: **None**

Indicate by check mark if the registrant is a well-known seasoned issuer, as defined in Rule 405 of the Securities Act. Yes No

Indicate by check mark if the registrant is not required to file reports pursuant to Section 13 or Section 15(d) of the Act. Yes No

Indicate by check mark whether the registrant (1) has filed all reports required to be filed by Section 13 or 15(d) of the Securities Exchange Act of 1934 during the preceding 12 months (or for such shorter period that the registrant was required to file such reports) and (2) has been subject to such filing requirements for the past 90 days. Yes No

Indicate by check mark whether the registrant has submitted electronically and posted on its corporate Website, if any, every Interactive Data File required to be submitted and posted pursuant to Rule 405 of Regulation S-T during the preceding 12 months (or for such shorter period that the registrant was required to submit and post such files). Yes No

Indicate by check mark if disclosure of delinquent filers pursuant to Item 405 of Regulation S-K is not contained herein, and will not be contained, to the best of registrant's knowledge, in definitive proxy or information statements incorporated by reference in Part III of this Form 10-K or any amendment to this Form 10-K.

Indicate by check mark whether the registrant is a large accelerated filer, an accelerated filer, or a non-accelerated filer, or a smaller reporting company. See definition of "large accelerated filer," "accelerated filer" and "smaller reporting company" in Rule 12b-2 of the Exchange Act.

Large accelerated filer

Accelerated filer

Non-accelerated filer

(Do not check if a smaller reporting company)

Smaller reporting company

Indicate by check mark whether the registrant is a shell company (as defined in Rule 12b-2 of the Act). Yes No

The aggregate market value of the registrant's common stock held by non-affiliates was approximately \$116,868,242,939 as of June 30, 2015, based on the closing price of the common stock on the New York Stock Exchange. For purposes of this calculation, only executive officers and directors are deemed to be the affiliates of the registrant.

As of February 3, 2016, the registrant had 1,098,490,835 shares of common stock issued and outstanding.

DOCUMENTS INCORPORATED BY REFERENCE

Filings made by companies with the Securities and Exchange Commission sometimes "incorporate information by reference." This means that the company is referring you to information that was previously filed or is to be filed with the SEC, and this information is considered to be part of the filing you are reading. The following materials are incorporated by reference into this Form 10-K:

· Portions of our Annual Report to Stockholders for the fiscal year ended December 31, 2015 are incorporated by reference in our response to Items 7, 8 and 9 of Part II.

· Information contained in our Proxy Statement for the 2016 Annual Meeting of Stockholders is incorporated by reference in our response to Items 10 through 14 of Part III.

TABLE OF CONTENTS

	<u>Page</u>
Part I	
Item 1: <u>Business</u>	<u>3</u>
Item 1A: <u>Risk Factors</u>	<u>15</u>
Item 1B: <u>Unresolved Staff Comments</u>	<u>22</u>
Item 2: <u>Properties</u>	<u>22</u>
Item 3: <u>Legal Proceedings</u>	<u>24</u>
Item 4: <u>Mine Safety Disclosures</u>	<u>24</u>
<u>Executive Officers of the Registrant</u>	<u>25</u>
Part II	
Item 5: <u>Market for Registrant's Common Equity, Related Stockholder Matters and Issuer Purchases of Equity Securities</u>	<u>27</u>
Item 6: <u>Selected Financial Data</u>	<u>29</u>
Item 7: <u>Management's Discussion and Analysis of Financial Condition and Results of Operations</u>	<u>30</u>
Item 7A: <u>Quantitative and Qualitative Disclosures About Market Risk</u>	<u>30</u>
Item 8: <u>Financial Statements and Supplementary Data</u>	<u>30</u>
Item 9: <u>Changes in and Disagreements with Accountants on Accounting and Financial Disclosure</u>	<u>30</u>
Item 9A: <u>Controls and Procedures</u>	<u>30</u>
Item 9B: <u>Other Information</u>	<u>30</u>
Part III	
Item 10: <u>Directors, Executive Officers and Corporate Governance</u>	<u>31</u>
Item 11: <u>Executive Compensation</u>	<u>31</u>
Item 12: <u>Security Ownership of Certain Beneficial Owners and Management and Related Stockholder Matters</u>	<u>31</u>
Item 13: <u>Certain Relationships and Related Transactions and Director Independence</u>	<u>31</u>
Item 14: <u>Principal Accountant Fees and Services</u>	<u>31</u>
Part IV	
Item 15: <u>Exhibits and Financial Statement Schedules</u>	<u>32</u>
<u>Signatures</u>	<u>37</u>

PART I

Item 1. Business

Overview

CVS Health Corporation, together with its subsidiaries (collectively “CVS Health,” the “Company,” “we,” “our” or “us”), is a pharmacy innovation company helping people on their path to better health. At the forefront of a changing health care landscape, the Company has an unmatched suite of capabilities and the expertise needed to drive innovations that will help shape the future of health.

We are currently the only integrated pharmacy health care company with the ability to impact consumers, payors, and providers with innovative, channel-agnostic solutions to complex challenges managing costs and care. We have a deep understanding of their diverse needs through our unique integrated model, and we are bringing them innovative solutions that help increase access to quality care, deliver better health outcomes, and lower overall health care costs.

Through our approximately 9,600 retail pharmacies, more than 1,100 walk-in medical clinics, a leading pharmacy benefits manager with more than 75 million plan members, a dedicated senior pharmacy care business serving more than one million patients per year, and expanding specialty pharmacy services, we enable people, businesses, and communities to manage health in more affordable, effective ways. We are delivering break-through products and services, from advising patients on their medications at our CVS Pharmacy[®] locations, to introducing unique programs to help control costs for our clients at CVS Caremark[®], to innovating how care is delivered to our patients with complex conditions through CVS Specialty[™], to improving pharmacy care for the senior community through Omnicare[®], or by expanding access to high-quality, low-cost care at CVS MinuteClinic[™].

We have three reportable segments: Pharmacy Services, Retail/LTC and Corporate.

Pharmacy Services Segment

The Pharmacy Services Segment provides a full range of pharmacy benefit management (“PBM”) solutions, as described more fully below, to our clients consisting primarily of employers, insurance companies, unions, government employee groups, health plans, Managed Medicaid plans, plans offered on the public and private exchanges, other sponsors of health benefit plans and individuals throughout the United States. In addition, through our SilverScript Insurance Company (“SilverScript”) subsidiary, we are a national provider of drug benefits to eligible beneficiaries under the federal government’s Medicare Part D program. The Pharmacy Services Segment operates under the CVS Caremark[®] Pharmacy Services, Caremark[®], CVS Caremark[®], CarePlus CVS Pharmacy[™], CVS Specialty[™], Accordant[®], SilverScript[®], NovoLogix[®], Coram[®], Navarro[®] Health Services and Advanced Care Scripts names. As of December 31, 2015, the Pharmacy Services Segment operated 24 retail specialty pharmacy stores, 11 specialty mail order pharmacies and five mail order dispensing pharmacies, and 83 branches for infusion and enteral services, including approximately 73 ambulatory infusion suites and six centers of excellence, located in 40 states, Puerto Rico and the District of Columbia. During the year ended December 31, 2015, our PBM filled or managed approximately 1.0 billion prescriptions.

Pharmacy Services Business Strategy - Our business strategy centers on providing innovative tools and strategies, as well as quality client service in order to help improve clinical outcomes for our clients’ health benefit plan members while assisting our clients and their plan members in better managing overall health care costs. Our goal is to produce superior results for our clients and their plan members by leveraging our expertise in core PBM services, including: plan design offerings and administration, formulary management, Medicare Part D services, mail order, specialty pharmacy and infusion services, retail pharmacy network management services, prescription management systems, clinical services, disease management services and medical spend management.

In addition, as a fully integrated pharmacy services company, we are able to offer our clients and their plan members a variety of programs, tools and plan designs that benefit from our integrated systems and the ability of our more than 34,000 pharmacists, nurses, nurse practitioners and physician assistants to interact personally with the many plan members. Through our multiple member touch points (retail stores, mail order, infusion, long-term care and specialty pharmacies, retail medical clinics, call centers, prescription management services, proprietary websites and mobile devices), we seek to engage plan members in behaviors that help lower cost and improve health care outcomes. Examples of these programs and services include: Maintenance Choice[®], a program where eligible client plan members can elect to fill their maintenance prescriptions at our retail pharmacy stores for the same price as mail order; Pharmacy Advisor[®], a program that facilitates face-to-face and telephone counseling by our pharmacists to help participating plan members with certain chronic diseases, such as diabetes and cardiovascular conditions, to identify gaps in care, adhere to their prescribed medications and manage their health conditions;

compliance and persistency programs designed to help ensure that patients take their medications in the proper manner; enhanced disease management programs that are targeted at managing chronic disease states: Specialty Connect™, our integrated specialty pharmacy offering which integrates specialty mail and retail capabilities, providing members with disease-state specific counseling from our experienced specialty pharmacists and the choice to bring their specialty prescriptions to a CVS Pharmacy location or submit it through our specialty mail order pharmacies; and an ExtraCare® Health Card program which offers discounts to eligible plan members on certain over-the-counter health care products sold in our CVS Pharmacy stores. In addition, MinuteClinic® is an important and differentiated part of the enterprise that offers certain capabilities to PBM clients and their members. For example, we offer plan sponsored co-pay reductions to encourage use of MinuteClinic, thereby reducing emergency room visits and helping to lower overall health care costs. Other ways we are working with our clients include partnerships with health plan clients sponsoring patient centered medical homes, biometric screenings for plan members, closing gaps in care, and onsite clinics at client corporate headquarters.

PBM Services - Our PBM solutions are described more fully below.

Plan Design Offerings and Administration - Our clients sponsor pharmacy benefit plans that facilitate the ability of eligible members in these plans to receive prescribed medications. We assist our clients in designing pharmacy benefit plans that help minimize the costs to the client while prioritizing the welfare and safety of the clients' members and helping improve health outcomes. We also administer these benefit plans selected by our clients and assist them in monitoring the effectiveness of these plans through frequent, informal communications, their use of our proprietary software, as well as through a formal annual client review.

We make recommendations to our clients helping them to design benefit plans promoting the use of the lower cost, clinically appropriate drugs. We help our clients control costs by offering plan designs that encourage the use of generic equivalents of brand name drugs when such equivalents are available. Our clients also have the option, through plan design, to further lower their pharmacy benefit plan costs by setting different member payment levels for different products on their drug lists or "formularies".

Formulary Management - We utilize an independent panel of doctors, pharmacists and other medical experts, referred to as our Pharmacy and Therapeutics Committee, to select drugs that meet the highest standards of safety and efficacy for inclusion on our formularies. Our formularies provide recommended products in numerous drug classes to ensure member access to clinically appropriate alternatives under the client's pharmacy benefit plan. To help improve clinical outcomes for members and clients, we conduct ongoing, independent reviews of all drugs, including, but not limited to, those appearing on the formularies and generic equivalent products, as well as our clinical programs. Many of our clients choose to adopt our template formulary offerings as part of their plan design.

Medicare Part D Services - We participate in the administration of the drug benefit added to the Medicare program under Part D of the Medicare Prescription Drug, Improvement, and Modernization Act of 2003 ("MMA") through the provision of PBM services to our health plan clients and other clients that have qualified as Medicare Part D prescription drug plans ("PDP") and by offering Medicare Part D pharmacy benefits through SilverScript, a PDP approved by the Centers for Medicare and Medicaid Services ("CMS"). We also assist employer, union and other health plan clients that qualify for the retiree drug subsidy made available under the MMA by collecting and submitting eligibility and/or drug cost data to CMS in order for them to obtain the subsidy.

Mail Order Pharmacy - As of December 31, 2015, we operated five mail order dispensing pharmacies in the United States. Plan members or their prescribers submit prescriptions or refill requests, primarily for maintenance medications, to these pharmacies via mail, telephone, fax, e-prescribing or the Internet. We also operate a network of smaller mail order specialty pharmacies described below. Our staff pharmacists review mail order prescriptions and refill requests with the assistance of our prescription management systems. This review may involve communications with the prescriber and, with the prescriber's approval when required, can result in generic substitution, therapeutic interchange or other actions designed to help reduce cost and/or improve quality of treatment. These pharmacies have been awarded Mail Order Pharmacy accreditation from Utilization Review Accreditation Commission ("URAC"), a Washington DC-based health care accrediting organization that establishes quality standards for the health care industry.

Specialty Pharmacy - Our specialty pharmacies support individuals who require complex and expensive drug therapies. As of December 31, 2015, our specialty pharmacy operations included 11 specialty mail order pharmacies located throughout the United States that are used for delivery of advanced medications to individuals with chronic or genetic diseases and disorders. Substantially all of these pharmacies have been accredited by the Joint Commission, which is an independent, not-for-profit organization that accredits and certifies nearly 21,000 health care organizations and programs in the United States. These pharmacies have also been awarded Specialty Pharmacy accreditation from URAC. As of December 31, 2015, the Company

operated a network of 24 retail specialty pharmacy stores, which operate under the CarePlus CVS Pharmacy™ and Navarro® Health Services names. These stores average 1,100 square feet in size and sell prescription drugs and a limited assortment of front store items such as alternative medications, homeopathic remedies and vitamins. In January 2014, we enhanced our offerings of specialty infusion services and began offering enteral nutrition services through Coram LLC and its subsidiaries (collectively, “Coram”), which we acquired on January 16, 2014. Coram is one of the nation’s largest providers of comprehensive infusion services, caring for approximately 140,000 patients annually. In May 2014, we implemented Specialty Connect™, which integrates our specialty pharmacy mail and retail capabilities, providing members with disease-state specific counseling from our experienced specialty pharmacists and the choice to bring their specialty prescriptions to a CVS Pharmacy location. Whether submitted through our mail order pharmacy or at a CVS Pharmacy, all prescriptions are filled through our specialty mail order pharmacies, so all revenue from this specialty prescription services program is recorded within the Pharmacy Services Segment. Members then can choose to pick up their medication at their local CVS Pharmacy or have it sent to their home through the mail. In August 2015, with the acquisition of Omnicare, Inc. (“Omnicare”), we expanded our specialty pharmacy to include the specialty pharmacy operations of Omnicare which operates under the name Advanced Care Scripts.

Retail Pharmacy Network Management - We maintain a national network of more than 68,000 retail pharmacies, consisting of approximately 41,000 chain pharmacies (which includes our CVS Pharmacy stores) and 27,000 independent pharmacies, in the United States, Puerto Rico, District of Columbia, Guam and the Virgin Islands. When a customer fills a prescription in a retail pharmacy, the pharmacy sends prescription data electronically to us from the point-of-sale. This data interfaces with our proprietary prescription management systems, which verify relevant plan member data and eligibility, while also performing a drug utilization review to help evaluate clinical appropriateness and safety and confirming that the pharmacy will receive payment for the prescription.

Prescription Management Systems - We dispense prescription drugs both directly, through one of our mail order or specialty pharmacies, or through a network of retail pharmacies, described above. All prescriptions processed through our systems, whether they are filled through one of our mail order or specialty dispensing pharmacies or through a pharmacy in our retail network, are analyzed, processed and documented by our proprietary prescription management systems. These systems provide essential features and functionality to allow a plan member to apply their prescription drug benefit. These systems also streamline the process by which prescriptions are processed by staff and network pharmacists, by automating review of various items, including, but not limited to, plan eligibility, early refills, duplicate dispensing, appropriateness of dosage, drug interactions or allergies, over-utilization and potential fraud.

Clinical Services - We offer multiple clinical programs and services to help clients manage overall pharmacy and health care costs in a clinically appropriate manner. Our programs are primarily designed to promote safety, and to help target inappropriate utilization and non-adherence to medication, each of which may result in adverse medical events that negatively impact member health and client pharmacy and medical spend. In this regard, we offer various utilization management, medication management, quality assurance, adherence and counseling programs to complement the client’s plan design and clinical strategies.

Disease Management Programs - Our clinical services utilize advanced protocols and offer clients convenience in working with health care providers and other third parties. Our Accordant® programs include integrated rare disease management programs, which cover diseases such as rheumatoid arthritis, Parkinson’s disease, seizure disorders and multiple sclerosis. The majority of these integrated programs are accredited by the National Committee for Quality Assurance (“NCQA”), a private, not-for-profit organization that evaluates, accredits and certifies a wide range of health care organizations. They have also been awarded Case Management Accreditation from URAC.

Medical Pharmacy Management - We offer a technology platform that helps identify and capture cost savings opportunities for specialty drugs billed under the medical benefit by identifying outliers to appropriate dosages and costs, and helps to ensure appropriate clinical use of these drugs.

Pharmacy Services Information Systems - We currently operate and support a small number of claim adjudication platforms to support our Pharmacy Services Segment. However, the majority of our clients have migrated to one destination platform. These information systems incorporate architecture that centralizes the data generated from filling mail order prescriptions, adjudicating retail pharmacy claims and delivering other solutions to our PBM clients.

Pharmacy Services Clients - Our clients are primarily employers, insurance companies, unions, government employee groups, health plans, Managed Medicaid plans and plans offered on public and private exchanges, other sponsors of health benefit plans and individuals located throughout the United States. We provide pharmaceuticals to eligible members in benefit plans maintained by our clients and utilize our information systems, among other things, to help perform safety checks, drug

interaction screening and identify opportunities for generic substitution. We generate substantially all of our Pharmacy Services Segment net revenue from dispensing and managing prescription drugs to eligible members in benefit plans maintained by our clients. No single PBM client accounts for 10% or more of our annual consolidated revenues.

Pharmacy Services Seasonality - The majority of our Pharmacy Services Segment revenues are not seasonal in nature. However, our quarterly earnings and operating cash flows are impacted by the Medicare Part D benefit design and changes in the composition of our membership. The Medicare Part D standard benefit design results in coverage that varies with a member's cumulative annual out-of-pocket costs. The benefit design generally results in plan sponsors sharing a greater portion of the responsibility for total prescription drug costs in the early part of the year. As a result, the PDP plan pay percentage or benefit ratio generally decreases and operating profit generally increases as the year progresses.

Pharmacy Services Competition - We believe the primary competitive factors in the industry include: (i) the ability to negotiate favorable discounts from drug manufacturers; (ii) the ability to negotiate favorable discounts from, and access to, retail pharmacy networks; (iii) responsiveness to clients' needs; (iv) the ability to identify and apply effective cost management programs utilizing clinical strategies; (v) the ability to develop and utilize preferred formularies; (vi) the ability to market PBM products and services; (vii) the commitment to provide flexible, clinically-oriented services to clients; (viii) the quality, scope and costs of products and services offered to clients and their members, and (ix) operational excellence in delivering services. The Pharmacy Services Segment has a significant number of competitors offering PBM services including large, national PBM companies (e.g., Express Scripts), PBMs owned by large national health plans (e.g., OptumRx) and smaller standalone PBMs (e.g., Prime Therapeutics and MedImpact).

Retail/LTC Segment

As of December 31, 2015, the Retail/LTC Segment included 9,655 retail stores (of which 7,897 were our stores that operated a pharmacy and 1,672 were our pharmacies located within Target Corporation ("Target") stores), our online retail pharmacy websites, CVS.com[®], Navarro.com[™] and Onofre.com.br[™], 32 onsite pharmacy stores, long-term care pharmacy operations and our retail health care clinics. The retail stores are located in 49 states, the District of Columbia, Puerto Rico and Brazil operating primarily under the CVS Pharmacy[®], CVS[®], Longs Drugs[®], Navarro Discount Pharmacy[®] and Drogeria Onofre[™] names. We currently operate in 98 of the top 100 United States drugstore markets and hold the number one or number two market share in 93 of these markets. The CVS Pharmacy retail drugstores sell prescription drugs and a wide assortment of over-the-counter and personal care products, beauty and cosmetic products, and general merchandise, which we refer to as "front store" products. The pharmacies within Target stores sell prescription drugs and over-the-counter drugs that are required to be held behind the counter. Existing retail stores range in size from approximately 5,000 to 30,000 square feet, although most new stores range in size from approximately 8,000 to 13,000 square feet and typically include a drive-thru pharmacy. The pharmacies within Target stores range in size from approximately 450 to 1,100 square feet. During 2015, we filled approximately 1.0 billion prescriptions (counting 90-day prescriptions as three prescriptions), and we held approximately 21.7% of the United States retail pharmacy market. In 2014, our CVS Pharmacy retail drugstores became the first pharmacies in the nation to receive Community Pharmacy Accreditation from URAC.

On August 18, 2015, we completed our acquisition of Omnicare, broadening our base of pharmacy care to a new dispensing channel, long-term care pharmacy. Omnicare's long-term care ("LTC") operations include the distribution of pharmaceuticals, related pharmacy consulting and other ancillary services to chronic care facilities and other care settings. Omnicare also provides commercialization services under the name RxCrossroads[®]. LTC is comprised of 143 spoke pharmacies that primarily handle new prescription orders, of which 32 are also hub pharmacies that use automation to support spoke pharmacies with refill prescriptions. LTC primarily operates under the Omnicare[®] and NeighborCare[®] names. With the addition of the LTC operations, we are enhancing our service offerings to address the needs of an aging population throughout the continuum of senior care.

On December 16, 2015, we completed our acquisition of the pharmacy and clinic businesses of Target. In connection with the transaction, we acquired Target's 1,672 pharmacies across 47 states and will operate them through a store-within-a-store format, branded as CVS Pharmacy[®]. In addition, a CVS Pharmacy will be included in all new Target stores that offer pharmacy services. These pharmacies sell prescription drugs and over-the-counter drugs that are required to be held behind the counter. The 79 Target clinic locations we acquired will be rebranded as MinuteClinic[®], and we expect to open up to 20 new clinics in Target stores within the next three years. This acquisition expands our pharmacy and clinic presence in existing and new markets and it allows us to increase patient access and is an investment in our core business to drive growth.

Retail Pharmacy Business Strategy - Our integrated pharmacy services model has enhanced the ability of our retail pharmacy stores to expand customer access to care while helping to lower overall health care costs and improve health outcomes. In that regard, the role of our retail pharmacist is shifting from primarily dispensing prescriptions to also providing services, including

flu vaccinations as well as face-to-face patient counseling with respect to adherence to drug therapies, closing gaps in care and recommending more cost effective drug therapies. In addition, personalization is central to our retail strategy. Our customer-driven personalization through ExtraCare[®], ExtraCare Beauty Club[™] and MyWeeklyAd[™] are designed to help us connect directly with individual consumers to deliver a personalized experience. We also provide a broad assortment of quality merchandise at competitive prices using a retail format that emphasizes service, innovation and convenience. One of the keys to our strategy is technology, which allows us to focus on constantly improving service and exploring ways to provide more personalized product offerings and services. We are leveraging digital to empower our customers and patients by making the full breadth of health care and pharmacy services available to them anytime, anywhere. We are introducing digital tools to make it easier for people to save time and money and to live healthier lives. We believe that continuing to be the first to market with new and unique products and services, using innovative marketing and adjusting our mix of merchandise to match our customers' needs and preferences is very important to our ability to continue to improve customer satisfaction.

Retail/LTC Products and Services - A typical retail store sells prescription drugs and a wide assortment of high-quality, nationally advertised brand name and proprietary brand merchandise. Front store categories include over-the-counter drugs, beauty products and cosmetics, personal care products, convenience foods, photo finishing services, seasonal merchandise and greeting cards. The stores within Target stores sell prescription drugs and over-the-counter drugs that are required to be held behind the counter. The LTC operations include distribution of pharmaceuticals and related consulting and ancillary services. We purchase our merchandise from numerous manufacturers and distributors. We believe that competitive sources are readily available for substantially all of the products we carry and the loss of any one supplier would not likely have a material effect on the business. Our clinics offer a variety of health care services by nurse practitioners and physician assistants.

Retail/LTC net revenues by major product group are as follows:

	Percentage of Net Revenues ⁽¹⁾		
	2015	2014	2013
Prescription drugs ⁽²⁾	72.9%	70.7%	69.5%
Over-the-counter and personal care	10.9	11.0	11.0
Beauty/cosmetics	4.5	4.7	4.9
General merchandise and other	11.7	13.6	14.6
	100.0%	100.0%	100.0%

(1) Percentages are estimates based on store point-of-sale data for the stores and revenue system data for sales outside the stores.

(2) In 2015, prescription drugs include LTC sales and sales in pharmacies within Target stores.

Pharmacy - Pharmacy revenues represented more than two-thirds of Retail Pharmacy revenues in each of 2015, 2014 and 2013. We believe that our pharmacy operations will continue to represent a critical part of our business due to favorable industry trends, e.g., an aging American population consuming a greater number of prescription drugs, pharmaceuticals being used more often as the first line of defense for managing illness, and the impact of expanded health insurance coverage through the Patient Protection and Affordable Care Act and the Health Care and Education Reconciliation Act (collectively, "ACA"), the introduction of new pharmaceutical products, and Medicare Part D. We believe our pharmacy business benefits from our investment in both people and technology, as well as our innovative partnerships with health plans, PBMs and providers. Given the nature of prescriptions, people want their prescriptions filled accurately by professional pharmacists using the latest tools and technology, and ready when promised. Consumers need medication management programs and better information to help them get the most out of their health care dollars. To assist our customers with these needs, we have introduced integrated pharmacy health care services that provide an earlier, easier and more effective approach to engaging them in behaviors that can help lower costs, improve health, and save lives. Examples include: our Patient Care Initiative, an enhanced medication adherence program; Maintenance Choice[®], a program where eligible client plan members can elect to fill their maintenance prescriptions at our retail pharmacy stores for the same price as mail order; and Pharmacy Advisor[®], our program that facilitates pharmacist counseling, both face-to-face and over the telephone, to help participating plan members with certain chronic diseases, such as diabetes and cardiovascular conditions, to identify gaps in care, adhere to their prescribed medications and manage their health conditions; Specialty Connect[™], our integrated specialty pharmacy offering which integrates specialty mail and retail capabilities, providing members with disease-state specific counseling from our experienced specialty pharmacists and the choice to bring their specialty prescriptions to a CVS Pharmacy location or submit it through our specialty mail order pharmacies; as well as ScriptSync[™], a new pharmacy service introduced in 2015 that enables patients with multiple medications to pick up their eligible maintenance prescriptions in a single monthly CVS Pharmacy visit. Maintenance Choice, Pharmacy Advisor, Specialty Connect and ScriptSync are all programs that demonstrate our ability to enhance the customer experience through our integrated enterprise products and services. Further evidencing our belief in the importance of pharmacy service is our continuing investment in technology, such as our Drug Utilization Review system that helps check for harmful interactions between prescription drugs and patient identified over-the-counter products, vitamins and herbal remedies;

our proprietary pharmacy system that integrates our product delivery and clinical workflows as well as advanced patient safety functionality such as drug utilization review, RxConnect; our prescription refill program, ReadyFill[®]; and our online retail businesses, CVS.com, Navarro.com and Onofre.com.br. In December 2015, we expanded our pharmacy offering with the acquisition of the pharmacies within Target stores. Once the system integration is complete, we will offer all the same pharmacy services offered in our retail drugstores and online at our pharmacies within Target stores.

Front Store - Front store revenues benefited from our strategy to be the first to market with new and unique products and services, using innovative personalized marketing and adjusting our mix of merchandise to match our customers' needs and preferences. A key component of our front store strategy is our ExtraCare[®] card program, which is helping us continue to build our loyal customer base. The ExtraCare program is one of the largest and most successful retail loyalty programs in the United States. The ExtraCare program allows us to balance our marketing efforts so we can reward our best customers by providing them automatic sale prices, customized coupons, ExtraBucks[®] rewards and other benefits. Similar to ExtraCare is the Beauty Club, another program that rewards our loyal customers with sales prices and customized coupons. We continue to launch and enhance new and exclusive brands like Nuance Salma Hayek[™], MakeUp Academy[™] and NYX[®] to create unmatched offerings in beauty. Another component of our front store strategy is our unique product offerings, which include a full range of high-quality CVS Pharmacy[®] and proprietary brand products that are only available through CVS Pharmacy stores. We currently carry over 6,400 CVS Pharmacy and proprietary brand products, which accounted for approximately 21.3% of our front store revenues during 2015. These products include expanded offerings of healthy foods and vitamins. Furthermore, we are tailoring certain groups of stores, such as suburban area stores, to better meet the needs of our customers.

MinuteClinic - As of December 31, 2015, we operated 1,135 MinuteClinic[®] locations in 33 states and the District of Columbia, of which 1,049 were located in CVS Pharmacy stores and 79 were located in Target stores. We opened 85 new clinics during 2015 and acquired 79 clinics from Target in December 2015. Our clinics are staffed by nurse practitioners and physician assistants who utilize nationally established guidelines to diagnose and treat minor health conditions, perform health screenings, monitor chronic conditions, provide wellness services and deliver vaccinations. Insurers value our clinics because they provides convenient, high-quality, cost-effective care, in many cases offering an attractive alternative to more expensive sites of care. As a result, visits paid for by employers, health insurers or other third parties accounted for approximately 89% of MinuteClinic's total revenues in 2015. MinuteClinic is collaborating with our Pharmacy Services Segment to help meet the needs of CVS Caremark's client plan members by offering programs that can improve member health and lower costs. MinuteClinic is now affiliated with 63 major health systems and continues to build a platform that supports primary care.

Long-term Care - Through our Omnicare business, we provide the distribution of pharmaceuticals, related pharmacy consulting and other ancillary services to chronic care facilities and other care settings. LTC's customers consist of skilled nursing facilities, assisted living facilities, independent living communities, hospitals, correctional facilities, and other health care service providers. We provide pharmacy consulting, including monthly patient drug therapy evaluations, assist in compliance with state and federal regulations and provide proprietary clinical and health management programs. We also provide pharmaceutical case management services for retirees, employees and dependents who have drug benefits under corporate-sponsored health care programs.

Onsite Pharmacies - We also operate a limited number of small pharmacies located at client sites, typically under the CarePlus[®], CarePlus CVS Pharmacy[™] or CVS Pharmacy[®] name, which provide certain health plan members and customers with a convenient alternative for filling their prescriptions.

Retail Pharmacy Drugstore Development - The addition of new stores has played, and will continue to play, a key role in our continued growth and success. Our store development program focuses on three areas: entering new markets, adding stores within existing markets and relocating stores to more convenient sites. During 2015, we opened 161 new retail pharmacy stores, acquired 1,672 pharmacies within Target stores and 14 other locations, relocated 58 stores and closed 31 stores. During the last five years, we opened more than 1,100 new and relocated stores, and acquired 1,832 stores including the pharmacies acquired from Target. We believe that continuing to grow our store base and locating stores in more accessible markets are essential components to compete effectively in the current health care environment. As a result, we believe that our store development program is an integral part of our ability to maintain our leadership position given the changing health care landscape and to meet the increasing needs of our customers.

Retail/LTC Information Systems - We have continued to invest in information systems to enable us to deliver exceptional customer service, enhance safety and quality, and expand our patient care services while lowering operating costs. Leveraging our retail pharmacy fulfillment system, RxConnect and our proprietary WeCARE Workflow, supports our pharmacy teams by prioritizing work to meet customer expectations, facilitating prescriber outreach, and seamlessly integrating our clinical programs. This solution delivers improved efficiency and enhances the customer experience, as well as providing a framework to accommodate the evolution of pharmacy practice and the expansion of our clinical programs. Our Health Engagement

Engine™ technology and proprietary clinical algorithms enable us to help identify opportunities for our pharmacists to deliver face-to-face counseling regarding patient health and safety matters, including adherence issues, gaps in care and management of certain chronic health conditions. Our digital strategy empowers the consumer to navigate their pharmacy experience and manage their condition through our on-line and mobile tools that offer utility and convenience. This will include the ability to schedule an appointment at MinuteClinic, get next-in line alerts or health reminders and appointment updates via text messages. Our integrated digital offerings help patients seamlessly manage retail, mail and specialty prescriptions dispensed by a CVS Pharmacy or long-term care location and enhance front store personalization to drive value for customers. We experienced strong adoption of our digital solutions with our mobile app receiving critical acclaim for ease of use and our text message program experiencing significant growth. LTC's Digital Technology suite, Omniview®, improves the efficiency of customers' operations with tools that include executive dashboards, pre-admission pricing, electronic ordering of prescription refills, proof-of-delivery tracking, access to patient profiles, receipt and management of facility bills, and real-time validation of Medicare Part D coverage, among others capabilities.

Retail/LTC Customers - Managed care organizations, government-funded health care programs, commercial employers and other third party plans accounted for 98.8% of our 2015 pharmacy revenues. The loss of any one payor would not have a material effect on our business. No single Retail/LTC payor accounts for 10% or more of our annual consolidated revenues. However, the success of our retail drugstore and long-term care businesses is dependent upon our ability to establish and maintain contractual relationships with PBMs and other payors on acceptable terms.

Retail/LTC Seasonality - The majority of our revenues, particularly pharmacy revenues, are generally not seasonal in nature. However, retail front store revenues tend to be higher during the December holiday season. In addition, both pharmacy and retail front store revenues are affected by the timing and severity of the cough, cold and flu season. For additional information, we refer you to "Risks related to the seasonality of our business" in Item 1A. Risk Factors.

Retail/LTC Competition - The retail drugstore business is highly competitive. We believe that we compete principally on the basis of: (i) store location and convenience, (ii) customer service and satisfaction, (iii) product selection and variety and (iv) price. In the markets we serve, we compete with other drugstore chains (e.g., Walgreens and Rite Aid), supermarkets, discount retailers (e.g., Wal-Mart), independent pharmacies, restrictive pharmacy networks, membership clubs, Internet companies, and retail health clinics, as well as other mail order pharmacies and PBMs. LTC pharmaceutical services are highly regional or local in nature and within a given geographic area of operation, highly competitive. Our largest competitor nationally is PharMerica. We also compete with numerous local and regional institutional pharmacies, pharmacies owned by long-term care facilities and local retail pharmacies. Some states have enacted "freedom of choice" or "any willing provider" requirements as part of their state medicaid programs or in separate legislation, which may increase the competition that we face in providing services to long-term care facility residents in these states.

Corporate Segment

Our Corporate Segment provides management and administrative services to support the overall operations of the Company. The Corporate Segment consists of certain aspects of our executive management, corporate relations, legal, compliance, human resources, corporate information technology and finance departments.

Generic Sourcing Venture

In July 2014, the Company and Cardinal Health, Inc. ("Cardinal") established Red Oak Sourcing, LLC ("Red Oak"), a generic pharmaceutical sourcing entity in which the Company and Cardinal each own 50%. The Red Oak arrangement has an initial term of ten years. Under this arrangement, the Company and Cardinal contributed their sourcing and supply chain expertise to Red Oak and agreed to source and negotiate generic pharmaceutical supply contracts for both companies through Red Oak; however, Red Oak does not own or hold inventory on behalf of either company.

Working Capital Practices

We fund the growth of our business through a combination of cash flow from operations, commercial paper, proceeds from sale-leaseback transactions and long-term borrowings. For additional information on our working capital practices, we refer you to the caption "Management's Discussion and Analysis - Liquidity and Capital Resources" in our Annual Report to Stockholders for the year ended December 31, 2015, which section is incorporated by reference herein. The majority of our non-pharmacy revenues are paid in cash, or with debit or credit cards, while managed care and other third party insurance programs, which typically settle in less than 30 days, represented approximately 99.6% of our consolidated pharmacy revenues in 2015, including both Retail/LTC and Pharmacy Services. The remainder of consolidated pharmacy revenues are paid in cash, or with debit or credit cards. Our customer returns are not significant.

Colleague Development

As of December 31, 2015, we employed approximately 243,000 colleagues, which included more than 34,000 pharmacists, nurses, nurse practitioners and physician assistants. The total included approximately 88,000 part-time colleagues who work less than 30 hours per week. To deliver the highest levels of service to our customers, we devote considerable time and attention to our people and service standards. We emphasize attracting and training knowledgeable, friendly and helpful associates to work in our organization.

Intellectual Property

We have registered and/or applied to register a variety of our trademarks and service marks used throughout our business, as well as domain names, and rely on a combination of copyright, patent, trademark and trade secret laws, in addition to contractual restrictions, to establish and protect our proprietary rights. We regard our intellectual property as having significant value in our Pharmacy Services and Retail/LTC segments. We are not aware of any facts that could materially impact our continuing use of any of our intellectual property.

Government Regulation

Overview - Much of our business is subject to federal and state laws and regulations. In addition, many of our PBM clients and our payors in the Retail/LTC Segment, including insurers and managed care organizations (“MCOs”), are themselves subject to extensive regulations that affect the design and implementation of prescription drug benefit plans that they sponsor. Similarly, our LTC clients, such as skilled nursing facilities, are also subject to many of the same government regulations to which we are subject. The application of these complex legal and regulatory requirements to the detailed operation of our business creates areas of uncertainty. Further, there are numerous proposed health care laws and regulations at the federal and state levels, some of which could adversely affect our business if they are enacted. We are unable to predict what federal or state legislation or regulatory initiatives may be enacted in the future relating to our business or the health care industry in general, or what effect any such legislation or regulations might have on our business. Any failure or alleged failure to comply with applicable laws and regulations as summarized below, or any adverse applications of, or changes in, the laws and regulations affecting our business, could have a material adverse effect on our operating results and/or financial condition. See Item 3, “Legal Proceedings” for further information.

Although we believe that we are in material compliance with existing laws and regulations applicable to our various business lines, we cannot give any assurances that our business, financial condition and results of operations will not be materially adversely affected, or that we will not be required to materially change our business practices, based on: (i) future enactment of new health care or other laws or regulations; (ii) the interpretation or application of existing laws or regulations, including the laws and regulations described in this Government Regulation section, as they may relate to our business, the pharmacy services, retail pharmacy, long-term care or retail clinic industry or to the health care industry generally; (iii) pending or future federal or state governmental investigations of our business or the pharmacy services, retail pharmacy, long-term care or retail clinic industry or of the health care industry generally; (iv) institution of government enforcement actions against us; (v) adverse developments in any pending *qui tam* lawsuit against us, whether sealed or unsealed, or in any future *qui tam* lawsuit that may be filed against us; or (vi) adverse developments in other pending or future legal proceedings against us or affecting the pharmacy services, retail pharmacy, long-term care or retail clinic industry or the health care industry generally.

Laws and Regulations Related to Each Operating Segment of Our Business

Laws Related to Reimbursement by Government Programs - We are subject to various state and federal laws concerning our submission of claims for reimbursement by Medicare, Medicaid and other government-sponsored health care programs. Potential sanctions for violating these laws include recoupment or reduction of government reimbursement amounts, civil penalties, multiples damages, and exclusion from participation in government health care programs. Such laws include the federal False Claims Act (“FCA”), various state false claims acts, the federal “Stark Law” and related state laws. In particular, the FCA prohibits intentionally submitting, conspiring to submit, or causing to be submitted, false claims, records, or statements to the federal government, or intentionally failing to return overpayments, in connection with reimbursement by federal government programs. As part of ACA, the federal Anti-Kickback Statute was amended in 2010 to provide that any claim for government reimbursement violates the FCA where it results from a violation of the Anti-Kickback Statute. Most states have enacted false claims laws analogous to the FCA, and both federal and state false claims laws permit private individuals to file *qui tam* or “whistleblower” lawsuits on behalf of the federal or state government. Further, the federal Stark Law generally prohibits physicians from referring Medicare or Medicaid beneficiaries for certain services, including outpatient prescription drugs, to any entity with which the physician, or an immediate family member of the physician, has a financial relationship. The Stark Law further prohibits the entity receiving a prohibited referral from presenting a claim for

reimbursement by Medicare or Medicaid for services furnished pursuant to the prohibited referral. Various states have enacted similar laws.

Anti-Remuneration Laws - Federal law prohibits, among other things, an entity from knowingly and willfully offering, paying, soliciting or receiving, subject to certain exceptions and "safe harbors," any remuneration to induce the referral of individuals or the purchase, lease or order of items or services for which payment may be made under Medicare, Medicaid or certain other federal health care programs. A number of states have similar laws, some of which are not limited to services paid for with government funds. Sanctions for violating these federal and state anti-remuneration laws may include imprisonment, criminal and civil fines, and exclusion from participation in Medicare, Medicaid and other government-sponsored health care programs.

Antitrust and Unfair Competition - The Federal Trade Commission ("FTC") has authority under Section 5 of the Federal Trade Commission Act ("FTCA") to investigate and prosecute practices that are "unfair trade practices" or "unfair methods of competition." Numerous lawsuits have been filed throughout the United States against pharmaceutical manufacturers, retail pharmacies and/or PBMs under various state and federal antitrust and unfair competition laws challenging, among other things: (i) brand drug pricing practices of pharmaceutical manufacturers, (ii) the maintenance of retail pharmacy networks by PBMs, and (iii) various other business practices of PBMs and retail pharmacies. To the extent that we appear to have actual or potential market power in a relevant market or CVS Pharmacy plays a unique or expanded role in a PBM product offering, our business arrangements and uses of confidential information may be subject to heightened scrutiny from an anti-competitive perspective and possible challenge by state or federal regulators or private parties.

Privacy and Confidentiality Requirements - Many of our activities involve the receipt, use and disclosure by us of personally identifiable information ("PII") as permitted in accordance with applicable federal and state privacy and data security laws, which require organizations to provide appropriate privacy and security safeguards for such information. In addition to PII, we use and disclose de-identified data for analytical and other purposes when permitted. Additionally, there are industry standards for handling credit card data known as the Payment Card Industry Data Security Standard, which are a set of requirements designed to help ensure that entities that process, store or transmit credit card information maintain a secure environment. Certain states have recently incorporated these requirements into state laws.

The federal Health Insurance Portability and Accountability Act of 1996 and the regulations issued thereunder (collectively, "HIPAA") impose extensive requirements on the way in which health plans, health care providers, health care clearinghouses (known as "covered entities") and their business associates use, disclose and safeguard protected health information ("PHI"). Criminal penalties and civil sanctions may be imposed for failing to comply with HIPAA standards. The Health Information Technology for Economic and Clinical Health Act (the "HITECH Act"), enacted as part of the American Recovery and Reinvestment Act of 2009, amended HIPAA to impose additional restrictions on third-party funded communications using PHI and the receipt of remuneration in exchange for PHI. It also extended HIPAA privacy and security requirements and penalties directly to business associates. In addition to HIPAA, state health privacy laws apply to the extent they are more protective of individual privacy than is HIPAA.

Finally, the Health Insurance Marketplaces (formerly known as the "exchanges") are required to adhere to privacy and security standards with respect to PII, and to impose privacy and security standards that are at least as protective of PII as those the Health Insurance Marketplace has implemented for itself or non-Health Insurance Marketplace entities, which include insurers offering plans through the Health Insurance Marketplaces and their designated downstream entities, including PBMs and other business associates. These standards may differ from, and be more stringent than, HIPAA.

Consumer Protection Laws - The federal government has many consumer protection laws, such as the FTCA, the Federal Postal Service Act and the FTC's Telemarketing Sales Rule. Most states also have similar consumer protection laws. These laws have been the basis for investigations, lawsuits and multi-state settlements relating to, among other matters, the marketing of loyalty programs and health care services, pricing accuracy, expired front store products, financial incentives provided by drug manufacturers to pharmacies in connection with therapeutic interchange programs and disclosures related to how personal data is used and protected.

Government Agreements and Mandates - The Company and/or its various affiliates are subject to certain consent decrees, settlement agreements, and corporate integrity agreements with various federal, state and local authorities relating to such matters as privacy practices, pseudoephedrine products, Medicare Part D prescription drug plans, expired products, environmental and safety matters, marketing and advertising practices, PBM and pharmacy operations and various other business practices. These agreements contain certain ongoing reporting, monitoring or other compliance requirements for the Company. Failure to meet the Company's obligations under these agreements could result in civil or criminal remedies, financial penalties, administrative remedies, and/or exclusion from participation in federal health care programs.

Environmental and Safety Regulation - Our business is subject to various federal, state and local laws, regulations and other requirements pertaining to protection of the environment, public health and employee safety, including, for example, regulations governing the management of hazardous substances, the cleaning up of contaminated sites, and the maintenance of safe working conditions in our stores, distribution centers and other facilities. Governmental agencies on the federal, state and local levels have, in recent years, increasingly focused on the retail and healthcare sectors' compliance with such laws and regulations, and have at times pursued enforcement activities. Any failure to comply with these regulations could result in fines or other sanctions by government authorities.

Health Reform Legislation - Passed in 2010, ACA affects virtually every aspect of health care in the country. In addition to establishing the framework for every individual to have health coverage, ACA enacted a number of significant health care reforms. Many of these reforms affect the coverage and plan designs that are provided by our health plan clients. As a result, these reforms impact a number of our services and business practices. Some significant ACA provisions are still being finalized (e.g., nondiscrimination in health programs and activities, excise tax on high-cost employer-sponsored health coverage), so the full impact of ACA on our Company is still uncertain.

Pharmacy and Professional Licensure and Regulation - We are subject to a variety of intersecting state and federal statutes and regulations that govern the wholesale distribution of drugs; operation of retail, specialty, infusion, LTC and mail order pharmacies; licensure of facilities and professionals, including pharmacists, technicians and nurses; registration of facilities with the United States Drug Enforcement Administration ("DEA") and analogous state agencies that regulate controlled substances; packaging, storing, shipping and tracking of pharmaceuticals; repackaging of drug products; labeling, medication guides and other consumer disclosures; interactions with prescribers and healthcare professionals; compounding of prescription medications; dispensing of controlled and non-controlled substances; counseling of patients; transfers of prescriptions; advertisement of prescription products and pharmacy services; security; inventory control; recordkeeping; reporting to Boards of Pharmacy, the United States Food and Drug Administration ("FDA"), the Consumer Product Safety Commission, the DEA and related state agencies; and other elements of pharmacy practice. Pharmacies are highly regulated and have contact with a wide variety of local, state and federal agencies, with various powers to investigate, inspect, audit or solicit information, including Boards of Pharmacy and Nursing, the DEA, the FDA, the United States Department of Justice, the United States Department of Health and Human Services ("HHS") and others. Many of these agencies have broad enforcement powers, conduct audits on a regular basis, can impose substantial fines and penalties, and may revoke the license, registration or program enrollment of a facility or professional.

Telemarketing and Other Outbound Contacts - Certain federal and state laws, such as the Telephone Consumer Protection Act, give the FTC, Federal Communications Commission ("FCC") and state attorneys general the ability to regulate, and bring enforcement actions relating to, telemarketing practices and certain automated outbound contacts such as phone calls, texts or emails. Under certain circumstances, these laws may provide consumers with a private right of action. Violations of these laws could result in substantial statutory penalties and other sanctions.

Laws and Regulations Related to Our Pharmacy Services Segment

In addition to the laws and regulations discussed above that may affect our business as a whole, we are subject to federal, state and local statutes and regulations governing the operation of our Pharmacy Services Segment specifically. Among these are the following:

PBM Laws and Regulation - Legislation seeking to regulate PBM activities in a comprehensive manner has been introduced or enacted in a number of states. This legislation could adversely impact our ability to conduct business on commercially reasonable terms in states where the legislation is in effect.

In addition, certain quasi-regulatory organizations, including the National Association of Boards of Pharmacy and the National Association of Insurance Commissioners ("NAIC") have issued model regulations or may propose future regulations concerning PBMs and/or PBM activities. Similarly, credentialing organizations such as the NCQA and URAC may establish voluntary standards regarding PBM or specialty pharmacy activities. While the actions of these quasi-regulatory or standard-setting organizations do not have the force of law, they may influence states to adopt their requirements or recommendations and influence client requirements for PBM or specialty pharmacy services. Moreover, any standards established by these organizations could also impact our health plan clients and/or the services we provide to them.

Medicare Part D - The Medicare Part D program, which makes prescription drug coverage available to eligible Medicare beneficiaries through private insurers, regulates all aspects of the provision of Medicare drug coverage, including enrollment, formularies, pharmacy networks, marketing, and claims processing. The Medicare Part D program has undergone significant

legislative and regulatory changes since its inception, and continues to attract a high degree of legislative and regulatory scrutiny. The applicable government rules and regulations continue to evolve. CMS has imposed restrictions and issued new requirements to protect Medicare Part D beneficiaries and has used its authority to sanction and impose civil monetary penalties on plans for non-compliance.

Network Access Legislation - Medicare Part D and a majority of states now have some form of legislation affecting the ability to limit access to a pharmacy provider network or remove network providers. Certain “any willing provider” legislation may require us or our clients to admit a non-participating pharmacy if such pharmacy is willing and able to meet the plan’s price and other applicable terms and conditions for network participation. These laws could negatively impact the services and economic benefits achievable through a limited pharmacy provider network.

Also, a majority of states now have some form of legislation affecting our ability (and the health plans’ ability) to conduct audits of network pharmacies regarding claims submitted to us for payment. These laws could negatively impact our ability to recover overpayments in health care payments stemming from pharmacy audits. Lastly, several states have passed legislation regulating our ability to manage and establish maximum allowable costs (“MAC”). MAC methodology is a common cost management practice used to pay pharmacies for dispensing generic prescription drugs, including private and public payors. MAC prices specify the allowable reimbursement by a PBM for a particular strength and dosage of a generic drug that is available from multiple manufacturers but sold at different prices. State legislation can regulate the disclosure of MAC prices and MAC price methodologies, the kinds of drugs that a PBM can pay at a MAC price, and the rights of pharmacies to appeal a MAC price established by a PBM. These laws could negatively impact our ability to establish MAC prices for generic drugs.

Contract Audits - We are subject to audits of many of our contracts, including our PBM client contracts, our PBM rebate contracts, our contracts relating to Medicare Part D and the agreements our pharmacies enter into with payors. Because some of our contracts are with state or federal governments or with entities contracted with state or federal agencies, audits of these agreements are often regulated by the federal or state agencies responsible for administering federal or state benefits programs, including those which operate Medicaid fee for service plans, Managed Medicaid plans, Medicare Part D plans or Medicare Advantage organizations.

Federal Employee Health Benefits Program - We have a contractual arrangement with carriers for the Federal Employee Health Benefits Program (FEHBP), such as the BlueCross BlueShield Association, to provide pharmacy services to federal employees, postal workers, annuitants, and their dependents under the Government-wide Service Benefit Plan, as authorized by the Federal Employees Health Benefits Act (“FEHBA”) and as part of the Federal Employees Health Benefits Program. These arrangements subjects us to certain aspects of FEHBA, and other federal regulations, such as the Federal Employees Health Benefits Acquisition Regulation, that otherwise are not applicable to us.

State Insurance Laws - PDPs and our PBM service contracts, including those in which we assume certain risks under performance guarantees or similar arrangements, are generally not subject to insurance regulation by the states. However, as a PDP, SilverScript is subject to state insurance laws limited to licensure and solvency. In addition, PBM offerings of prescription drug coverage on a capitated basis, or otherwise accepting material financial risk in providing pharmacy benefits, may be subject to laws and regulations in various states. Such laws may require that the party at risk become licensed as an insurer, establish reserves or otherwise demonstrate financial viability. Laws that may apply in such cases include insurance laws and laws governing MCOs and limited prepaid health service plans.

Some states have laws that prohibit submitting a false claim or making a false record or statement in order to secure reimbursement from an insurance company. These state laws vary, and violation of them may lead to the imposition of civil or criminal penalties. Additionally, several states have passed legislation governing the prompt payment of claims that requires, among other things, that health plans and payors pay claims within certain prescribed time periods or pay specified interest penalties. These laws vary from state to state in regard to scope, requirements and application.

ERISA Regulation - The Employee Retirement Income Security Act of 1974, as amended (“ERISA”), provides for comprehensive federal regulation of certain employee pension and benefit plans, including private employer and union sponsored health plans and certain other plans that contract with us to provide PBM services. In general, we assist plan sponsors in the administration of the prescription drug portion of their health benefit plans in accordance with the plan designs adopted by the plan sponsors. We do not believe that the conduct of our business subjects us to the fiduciary obligations of ERISA, except when we have specifically contracted with a plan sponsor to accept limited fiduciary responsibility, such as for the adjudication of initial prescription drug benefit claims and/or the appeals of denied claims under a plan, and with respect to the Contraceptive Coverage Mandate, one of the health reforms included in ACA.

In addition to its fiduciary provisions, ERISA imposes civil and criminal liability on service providers to health plans and certain other persons if certain forms of illegal remuneration are made or received. These provisions of ERISA are broadly written and their application to specific business practices is often uncertain.

Formulary and Plan Design Regulation - A number of government entities regulate the administration of prescription drug benefits. HHS regulates how Medicare Part D formularies are developed and administered, including requiring the inclusion of all drugs in certain classes and categories, subject to limited exceptions. Under ACA, CMS imposes drug coverage requirements for health plans required to cover essential health benefits, including plans offered through federal or state exchanges. Additionally, the NAIC and health care accreditation agencies like the NCQA and URAC have developed model acts and standards for formulary development that are often incorporated into government requirements. Many states regulate the scope of prescription drug coverage, as well as the delivery channels to receive such prescriptions, for insurers, MCOs and Medicaid managed care plans. The increasing government regulation of formularies could significantly affect our ability to develop and administer formularies, networks and other plan design features on behalf of our insurer, MCO and other clients. Similarly, some states prohibit health plan sponsors from implementing certain restrictive design features. This regulation could limit or preclude (i) limited networks, (ii) a requirement to use particular providers, (iii) copayment differentials among providers and (iv) formulary tiering practices.

Managed Care Reform - In addition to health reforms enacted by ACA, proposed legislation has been considered at the state level, and legislation has been enacted in several states, aimed primarily at providing additional rights and access to drugs to individuals enrolled in managed care plans. This legislation may impact the design and implementation of prescription drug benefit plans sponsored by our PBM health plan clients and/or the services we provide to them. Both the scope of the managed care reform proposals considered by state legislatures and reforms enacted by states to date vary greatly, and the scope of future legislation that may be enacted is uncertain.

Disease Management Services Regulation - We provide disease management programs to PBM plan members for rare medical conditions and arrange for them to receive disease management programs for common medical conditions. State laws regulate the practice of medicine, the practice of pharmacy and the practice of nursing. Clinicians engaged in a professional practice in connection with the provision of disease management services must satisfy applicable state licensing requirements and must act within their scope of practice.

Third Party Administration and Other State Licensure Laws - Many states have licensure or registration laws governing certain types of administrative organizations, such as preferred provider organizations, third party administrators and companies that provide utilization review services. Several states also have licensure or registration laws governing the organizations that provide or administer consumer card programs (also known as cash card or discount card programs).

Laws and Regulations Related to Our Retail/LTC Segment

In addition to the laws and regulations discussed above that may affect our business as a whole, we are subject to federal, state and local statutes and regulations governing the operation of our Retail/LTC Segment specifically. Among these are the following:

Specific FDA Regulation - The FDA generally has authority to, among other things, regulate the manufacture, distribution, sale and labeling of many products sold through retail pharmacies, including prescription drugs, over-the-counter medications, medical devices (including mobile medical devices), cosmetics, dietary supplements and certain food items.

Retail Clinics - States regulate retail clinics operated by nurse practitioners or physician assistants through physician oversight, lab licensing and the prohibition of the corporate practice of medicine. A number of states have implemented or proposed laws or regulations that impact certain components of retail clinic operations such as physician oversight, signage, third party contracting requirements, bathroom facilities, and scope of services. These laws and regulations may affect the operation and expansion of our owned and managed retail clinics.

Available Information

CVS Health Corporation is a Delaware corporation. Our corporate office is located at One CVS Drive, Woonsocket, Rhode Island 02895, telephone (401) 765-1500. Our common stock is listed on the New York Stock Exchange under the trading symbol "CVS." General information about CVS Health is available through the Company's Web site at <http://www.cvshealth.com>. Our financial press releases and filings with the United States Securities and Exchange Commission ("SEC") are available free of charge within the Investors section of our Web site at <http://www.cvshealth.com/investors>. In addition, the SEC maintains an internet site that contains reports, proxy and information statements and other information

regarding issuers, such as the Company, that file electronically with the SEC. The address of that Web site is <http://www.sec.gov>.

Item 1A. Risk Factors

Our business is subject to various industry, economic, regulatory and other risks and uncertainties. Our business, financial condition, results of operations, cash flows and prospects could be materially adversely affected by any one or more of the following risk factors and by additional risks and uncertainties not presently known to us or that we currently deem to be immaterial:

Risks of declining gross margins in the PBM, retail pharmacy and LTC pharmacy industries.

The PBM industry has been experiencing margin pressure as a result of competitive pressures and increased client demands for lower prices, enhanced service offerings and/or higher service levels. In that regard, we maintain contractual relationships with generic pharmaceutical manufacturers and brand name pharmaceutical manufacturers that provide for purchase discounts and/or rebates on drugs dispensed by pharmacies in our retail network and by our mail order pharmacies (all or a portion of which may be passed on to clients). Manufacturer rebates often depend on a PBM's ability to meet contractual market share or other requirements, including in some cases the placement of a manufacturer's products on the PBM's formularies. If we lose our relationship with one or more pharmaceutical manufacturers, or if the discounts or rebates provided by pharmaceutical manufacturers decline, our business and financial results could be adversely affected. Further, competitive pressures in the PBM industry have resulted in our clients sharing in a larger portion of rebates and/or discounts received from pharmaceutical manufacturers. Market dynamics and regulatory changes have impacted our ability to offer plan sponsors pricing that includes the use of retail "differential" or "spread", which could negatively impact our future profitability. Further, changes in existing federal or state laws or regulations or the adoption of new laws or regulations relating to patent term extensions, purchase discount and rebate arrangements with pharmaceutical manufacturers, or to formulary management or other PBM services could also reduce the discounts or rebates we receive. In addition, changes in federal or state laws or regulations or the adoption of new laws or regulations relating to claims processing and billing, including our ability to collect transmission fees, could adversely impact our profitability.

Both our retail pharmacy and LTC pharmacy businesses have also been affected by the margin pressures described above, including client demands for lower prices, generic pricing and network reimbursement pressure. In addition, as competition increases in the markets in which we operate, a significant increase in general pricing pressures could occur, and this could require us to reevaluate our pricing structures to remain competitive. Finally, the margins of our LTC business are further affected by the increased efforts of health care payors to negotiate reduced or capitated pricing arrangements. These actions could also adversely affect the margins of our LTC business.

Efforts to reduce reimbursement levels and alter health care financing practices.

The continued efforts of health maintenance organizations, managed care organizations, PBMs, government entities, and other third party payors to reduce prescription drug costs and pharmacy reimbursement rates may impact our profitability. In particular, increased utilization of generic pharmaceuticals (which normally yield a higher gross profit rate than equivalent brand named drugs) has resulted in pressure to decrease reimbursement payments to retail, LTC and mail order pharmacies for generic drugs, causing a reduction in the generic profit rate. Historically, the effect of this trend on generic profitability has been mitigated by our efforts to negotiate reduced acquisition costs of generic pharmaceuticals with manufacturers. However, in recent years, there has been significant consolidation within the generic manufacturing industry, and it is possible that this and other external factors may enhance the ability of manufacturers to sustain or increase pricing of generic pharmaceuticals and diminish our ability to negotiate reduced acquisition costs. Any inability to offset increased costs or to modify our activities to lessen the impact could have a significant adverse effect on our results of operations.

In addition, during the past several years, the United States health care industry has been subject to an increase in governmental regulation and audits at both the federal and state levels. Efforts to control health care costs, including prescription drug costs, are continuing at the federal and state government levels. Changing political, economic and regulatory influences may significantly affect health care financing and reimbursement practices. For example, we anticipate that federal and state governments will continue to review and assess alternative health care delivery systems, payment methodologies and operational requirements for health care providers, including LTC facilities and pharmacies. A change in the composition of pharmacy prescription volume toward programs offering lower reimbursement rates could negatively impact our profitability.

ACA made several significant changes to Medicaid rebates and to reimbursement. One of these changes was to revise the definition of the Average Manufacturer Price, a pricing element common to most payment formulas, and the reimbursement

formula for multi-source (i.e., generic) drugs. This change will affect our reimbursement. In addition, ACA made other changes that affect the coverage and plan designs that are or will be provided by many of our health plan clients, including the requirement for health insurers to meet a minimum medical loss ratio to avoid having to pay rebates to enrollees. These ACA changes may not affect our business directly, but they could indirectly impact our services and/or business practices.

A highly competitive business environment.

Each of our retail pharmacy business, LTC pharmacy business, retail health clinic business and pharmacy services business currently operates in a highly competitive and evolving health care environment.

The competitive success of our retail pharmacy business is impacted by its ability to establish and maintain contractual relationships with PBMs and other payors on acceptable terms. As a pharmacy retail business, we compete with other drugstore chains, supermarkets, on-line and other discount retailers, independent pharmacies, membership clubs, Internet companies, convenience stores and mass merchants, many of which are expanding into markets we serve. We also face competition from other retail health clinics, as well as other mail order pharmacies and PBMs. Competition may also come from other sources in the future.

The competitive success of our LTC pharmacy business is dependent upon our ability to compete in each geographic region where we have operations. In the geographic regions we serve, we compete with PharMerica Corporation, our largest competitor, as well as with numerous local and regional institutional pharmacies, pharmacies owned by LTC facilities and local retail pharmacies.

The competitive success of our pharmacy services business is impacted by its ability to establish and maintain contractual relationships with network pharmacies in an environment where some PBM clients are considering adopting narrow or restricted retail pharmacy networks. Competitors in the PBM industry (e.g., Express Scripts, OptumRx, Catamaran, Prime Therapeutics, MedImpact and Humana), include large, national PBM companies, PBMs owned by large national health plans and smaller standalone PBMs. Competition may also come from other sources in the future. In addition, changes in the overall composition of our pharmacy networks, or reduced pharmacy access under our networks, could adversely affect our claims volume and/or our competitiveness generally.

Competitors in each of our business areas may offer services and pricing terms that we may not be willing or able to offer. Unless we can demonstrate enhanced value to our clients through innovative product and service offerings, particularly in a rapidly changing health care industry, we may be unable to remain competitive.

Risks related to compliance with a broad and complex regulatory framework.

Our business is subject to numerous federal, state and local laws and regulations. See "Business - Government Regulation." In addition, during the past several years, the United States health care industry has been subject to an increase in governmental regulation and enforcement activity at both the federal and state levels. Changes in these regulations may require extensive system and operating changes that may be difficult to implement. Untimely compliance or noncompliance with applicable laws and regulations could adversely affect the continued operation of our business, including, but not limited to: imposition of civil or criminal penalties; suspension or disgorgement of payments from government programs; loss of required government certifications or approvals; loss of authorizations to participate in or exclusion from government reimbursement programs, such as the Medicare and Medicaid programs; or loss of registrations or licensure. The regulations to which we are subject include, but are not limited to: the laws and regulations described in the Government Regulation section; accounting standards; securities laws and regulations; tax laws and regulations; laws and regulations relating to the protection of the environment and health and safety matters, including those governing exposure to, and the management and disposal of, hazardous materials and wastes; and laws and regulations of the FTC, the FCC, and the Consumer Product Safety Commission, as well as state regulatory authorities, governing the sale, advertisement and promotion of products that we sell, such as Boards of Pharmacy. The FDA, DEA and various states regulate the distribution of pharmaceuticals and controlled substances. We are required to hold valid DEA and state-level registrations and licenses, meet various security and operating standards and comply with the Controlled Substances Act and its accompanying regulations governing the sale, marketing, packaging, holding and distribution of controlled substances. The DEA, FDA and state regulatory authorities have broad enforcement powers, including the ability to suspend our registrations and licenses, seize or recall products and impose significant criminal, civil and administrative sanctions for violations of these laws and regulations. In addition, our business interests outside of the United States are subject to the Foreign Corrupt Practices Act and other applicable domestic and international laws and regulations. We are also subject to the terms of various government agreements and mandates, including those described in the Government Regulation section. In that regard, our business, financial position and results of operations could be adversely affected by existing and new

government legislative, regulatory action and enforcement activity, including, without limitation, any one or more of the following:

- federal and state laws and regulations concerning the submission of claims for reimbursement by Medicare, Medicaid and other government programs, whether at retail, mail, specialty or LTC;
- federal and state laws and regulations governing the purchase, distribution, tracking, management, compounding, dispensing and reimbursement of prescription drugs and related services, whether at retail, mail, specialty or LTC, and applicable registration or licensing requirements;
- heightened enforcement of controlled substances regulations;
- the effect of the expiration of patents covering brand name drugs and the introduction of generic products;
- the frequency and rate of approvals by the FDA of new brand name and generic drugs, or of over-the-counter status for brand name drugs;
- rules and regulations issued pursuant to HIPAA and the HITECH Act; and other federal and state laws affecting the collection, use, disclosure and transmission of health or other personal information, such as federal laws on information privacy precipitated by concerns about information collection through the Internet, state security breach laws and state laws limiting the use and disclosure of prescriber information;
- consumer protection laws affecting our health care services, our loyalty programs, the products we sell, the informational calls we make and/or the marketing of our goods and services;
- federal, state and local environmental, health and safety laws and regulations applicable to our business, including the management of hazardous substances, storage and transportation of hazardous materials, and various recordkeeping disclosure and procedure requirements promulgated by the Occupational Safety and Health Administration that may apply to our operations;
- health care reform, managed care reform and plan design legislation;
- FDA regulation affecting the retail, LTC or PBM industry;
- government regulation of the development, administration, review and updating of formularies and drug lists including requirements and/or limitations around formulary tiering and patient cost sharing;
- federal and state laws and regulations establishing or changing prompt payment requirements for payments to retail pharmacies;
- impact of network access legislation or regulations, including “any willing provider” laws, on our ability to manage pharmacy networks;
- administration of Medicare Part D, including legislative changes and/or CMS rulemaking and interpretation;
- Medicare and Medicaid regulations applicable to our LTC pharmacies and those of our client’s facilities;
- insurance licensing and other insurance regulatory requirements applicable to offering Medicare Part D programs and services or other health care services;
- government regulation allowing the importation of prescription drugs from Canada and elsewhere into the United States; and
- direct regulation of pharmacies or PBMs by regulatory and quasi-regulatory bodies.

The health of the economy in general and in the markets we serve.

Our business is affected by the economy in general, including changes in consumer purchasing power, preferences and/or spending patterns. It is possible that a worsening of the economic environment will cause a decline in drug utilization, and dampen demand for pharmacy benefit management services as well as consumer demand for products sold in our retail stores. Further economic conditions including, interest rate fluctuations, changes in capital market conditions and regulatory changes may affect our ability to obtain necessary financing on acceptable terms, our ability to secure suitable store locations under acceptable terms and our ability to execute sale-leaseback transactions under acceptable terms. These changes in conditions could result in an adverse effect on our business and financial results.

The possibility of client losses and/or the failure to win new business.

Our PBM business generates net revenues primarily by contracting with clients to provide prescription drugs and related health care services to plan members. PBM client contracts often have terms of approximately three years in duration, so approximately one third of a PBM’s client base typically is subject to renewal each year. In some cases, however, PBM clients may negotiate a shorter or longer contract term or may require early or periodic renegotiation of pricing prior to expiration of a contract. In addition, the reputational impact of a service-related incident could negatively affect our ability to grow and retain our client base. Further, the PBM industry has been affected by consolidation activity that may continue in the future. In the event one or more of our PBM clients is acquired by an entity that is not also our client, we may be unable to retain all or a portion of the acquired business. These circumstances, either individually or in the aggregate, could result in an adverse effect on our business and financial results. Therefore, we continually face challenges in competing for new PBM business and

retaining or renewing our existing PBM business. There can be no assurance that we will be able to win new business or secure renewal business on terms as favorable to us as the present terms.

Additionally, with respect to our LTC pharmacy business, reimbursement under Medicare Part D, as well as reimbursement from certain private third-party payors, is determined pursuant to agreements that we negotiate with those payors or their pharmacy benefit manager representatives. Likewise, reimbursement from skilled nursing facilities for prescriptions we dispense is determined pursuant to our agreements with those skilled nursing facilities. The termination of these agreements generally causes our ability to provide services to any of the residents of that facility to cease, resulting in the loss of revenue from any source for those residents.

Risks related to the frequency and rate of the introduction of generic drugs and brand name prescription products.

The profitability of our business is dependent upon the utilization of prescription drug products. Utilization trends are affected by, among other factors, the introduction of new and successful prescription pharmaceuticals as well as lower-priced generic alternatives to existing brand name products. Accordingly, our business could be impacted by a slowdown in the introduction of new and successful prescription pharmaceuticals and/or generic alternatives (the sale of which normally yield higher gross profit margins than brand name equivalents).

The failure or disruption of our information technology systems, our information security systems and our infrastructure to support our business and to protect the privacy and security of sensitive customer and business information.

Many aspects of our operations are dependent on our information systems and the information collected, processed, stored, and handled by these systems. We rely heavily on our computer systems to manage our ordering, pricing, point-of-sale, pharmacy fulfillment, inventory replenishment, claims processing, ExtraCare customer loyalty program, finance, human resource and other processes. Throughout our operations, we receive, retain and transmit certain confidential information, including PII that our customers and clients provide to purchase products or services, enroll in programs or services, register on our websites, interact with our personnel, or otherwise communicate with us. In addition, for these operations, we depend in part on the secure transmission of confidential information over public networks. Our information systems are subject to damage or interruption from power outages, computer and telecommunications failures, computer viruses, security breaches including credit card information breaches, vandalism, catastrophic events and human error. Although we deploy a layered approach to address information security threats and vulnerabilities, including ones from a cybersecurity standpoint, designed to protect confidential information against data security breaches, a compromise of our information security controls or of those businesses with whom we interact, which results in confidential information being accessed, obtained, damaged, or used by unauthorized or improper persons, could harm our reputation and expose us to regulatory actions and claims from customers and clients, financial institutions, payment card associations and other persons, any of which could adversely affect our business, financial position, and results of operations. Moreover, a data security breach could require that we expend significant resources related to our information systems and infrastructure, and could distract management and other key personnel from performing their primary operational duties.

If our information systems are damaged, fail to work properly or otherwise become unavailable, or if we are unable to successfully complete our planned consolidation of our PBM claims adjudication platforms, we may incur substantial costs to repair or replace them, and may experience reputational damage, loss of critical information, customer disruption and interruptions or delays in our ability to perform essential functions and implement new and innovative services. In addition, compliance with changes in privacy and information security laws and standards may result in considerable expense due to increased investment in technology and the development of new operational processes.

Risks relating to the market availability, suppliers and safety profiles of prescription drugs that we purchase and sell.

We dispense significant volumes of brand-name and generic drugs from our retail, LTC and mail-order pharmacies and through our PBM's network of retail pharmacies. When increased safety risk profiles or manufacturing or other supply issues of specific drugs or classes of drugs occur, or drugs become subject to greater restrictions as controlled substances, physicians may cease writing prescriptions for these drugs or the utilization of these drugs may be otherwise reduced.

Additionally, adverse publicity regarding drugs with higher safety risk profiles may result in reduced consumer demand for such drugs. On occasion, products are withdrawn by their manufacturers or transition to over-the-counter products, which can result in lower prescription utilization. In addition, future FDA rulings could restrict the supply or increase the cost of products sold to our customers. Our volumes, net revenues, profitability and cash flows may decline as a result of such regulatory rulings or market changes.

Further, we acquire a substantial amount of our mail and specialty pharmacies' prescription drug supply from a limited number of suppliers. Our agreements with these suppliers are often short-term and easily cancelable by either party without cause. In addition, these agreements may limit our ability to provide services for competing drugs during the term of the agreement and may allow the supplier to distribute through channels other than ours. Certain of these agreements also allow pricing and other terms to be adjusted periodically for changing market conditions or required service levels. A termination or modification to any of these relationships could have a material adverse effect on our business, financial condition and results of operations. Moreover, many products distributed by our specialty pharmacy business are manufactured with ingredients that are susceptible to supply shortages. In the event any products we distribute are in limited supply for significant periods of time, our financial condition and results of operations could be materially and adversely affected.

Regulatory and business changes relating to our participation in Medicare Part D.

Medicare Part D has resulted in increased utilization and puts pressure on pharmacy gross margin rates due to regulatory and competitive pressures. Further, as a result of ACA and changes to the retiree drug subsidy rules, our PBM clients could decide to discontinue providing prescription drug benefits to their Medicare-eligible members. To the extent this occurs, the adverse effects of increasing customer migration into Medicare Part D may outweigh the benefits we realize from growth of our Medicare Part D business. In addition, if the cost and complexity of Medicare Part D exceed management's expectations or prevent effective program implementation or administration; if changes to the regulations regarding how drug costs are reported for Medicare Part D are implemented in a manner that impacts the profitability of our Medicare Part D business; if changes to the regulations impact our ability to retain fees from third parties including network pharmacies; if the government alters Medicare program requirements or reduces funding because of the higher-than-anticipated cost to taxpayers of Medicare Part D or for other reasons; if we fail to design and maintain programs that are attractive to Medicare participants; if CMS imposes restrictions on our Medicare Part D business as a result of audits or other regulatory actions; if we fail to successfully implement corrective action or other remedial measures sufficient to prevent or remove any applicable restrictions that may be imposed by CMS; or if we are not successful in retaining enrollees, or winning contract renewals or new contracts under Medicare Part D's competitive bidding process, our Medicare Part D services and the ability to expand our Medicare Part D services could be negatively impacted.

Reform of the United States health care system.

Congressional efforts to reform the United States health care system came to fruition in 2010 with the passage of ACA, which resulted in significant structural changes to the health insurance system. See "Business - Government Regulation".

Although many of the changes enacted by ACA have been implemented, some significant provisions have not yet been finalized (e.g., nondiscrimination in health programs and activities, excise tax on high-cost employer-sponsored health coverage). Therefore, uncertainty remains as to the full impact of ACA on our business. While these provisions may not affect our business directly, they affect the coverage and plan designs that are or will be provided by many of our health plan clients. As a result, they could indirectly impact our services and business practices. We cannot predict the effect, if any, the remaining ACA changes may have on our retail pharmacy, LTC pharmacy and pharmacy services businesses, and it is possible that other unanticipated legislative or market-driven changes in the health care system could also occur.

Possible changes in industry pricing benchmarks and drug pricing generally.

It is possible that the pharmaceutical industry or regulators may evaluate and/or develop an alternative pricing reference to replace Average Wholesale Price ("AWP") or Wholesale Acquisition Cost ("WAC"), which are the pricing references used for many of our PBM and LTC client contracts, pharmaceutical purchase agreements, retail network contracts, specialty payor agreements and other contracts with third party payors in connection with the reimbursement of drug payments. Future changes to the use of AWP, WAC or to other published pricing benchmarks used to establish pharmaceutical pricing, including changes in the basis for calculating reimbursement by federal and state health programs and/or other payors, could impact the reimbursement we receive from Medicare and Medicaid programs, the reimbursement we receive from PBM clients and other payors and/or our ability to negotiate rebates and/or discounts with pharmaceutical manufacturers, wholesalers, PBMs and retail pharmacies. Additionally, any future changes in drug prices could be significantly different than our projections. The effect of these possible changes on our business cannot be predicted at this time.

Product liability, product recall or personal injury issues could damage our reputation; failure to maintain adequate liability insurance coverage.

The products that we sell could become subject to contamination, product tampering, mislabeling, recall or other damage. In addition, errors in the dispensing and packaging of pharmaceuticals could lead to serious injury or death. Product liability or

personal injury claims may be asserted against us with respect to any of the products or pharmaceuticals we sell or services we provide. Our business involves the provision of professional services including by pharmacists, nurses and nurse practitioners that exposes us to professional liability claims. Should a product or other liability issue arise, the coverage limits under our insurance programs and the indemnification amounts available to us may not be adequate to protect us against claims. We also may not be able to maintain this insurance on acceptable terms in the future. Damage to our reputation in the event of a product liability or personal injury issue or judgment against us or a product recall could have a significant adverse effect on our business, financial condition and results of operations.

Relationship with our retail and specialty pharmacy customers and the demand for our products and services, including propriety brands.

The success of our business depends in part on customer loyalty, superior customer service and our ability to persuade customers to purchase products in additional categories and our proprietary brands. Failure to timely identify or effectively respond to changing consumer preferences and spending patterns, an inability to expand the products being purchased by our clients and customers, or the failure or inability to obtain or offer particular categories of products could negatively affect our relationship with our clients and customers and the demand for our products and services.

We offer our retail customers proprietary brand products that are available exclusively at our retail stores and through our online retail sites. The sale of proprietary products subjects us to unique risks including potential product liability risks and mandatory or voluntary product recalls, our ability to successfully protect our intellectual property rights and the rights of applicable third parties, and other risks generally encountered by entities that source, market and sell private-label products. Any failure to adequately address some or all of these risks could have an adverse effect on our business, results of operations and financial condition. Additionally, an increase in the sales of our proprietary brands may negatively affect our sales of products owned by our suppliers which, consequently, could adversely impact certain of our supplier relationships. Our ability to locate qualified, economically stable suppliers who satisfy our requirements, and to acquire sufficient products in a timely and effective manner, is critical to ensuring, among other things, that customer confidence is not diminished. Any failure to develop sourcing relationships with a broad and deep supplier base could adversely affect our financial performance and erode customer loyalty.

Moreover, customer expectations and new technology advances from our competitors have required that our business evolve so that we are able to interface with our retail customers not only face-to-face in our stores but also online and via mobile and social media. Our customers are using computers, tablets, mobile phones and other electronic devices to shop in our stores and online, as well as to provide public reactions concerning each facet of our operation. If we fail to keep pace with dynamic customer expectations and new technology developments, our ability to compete and maintain customer loyalty could be adversely affected.

Finally, our specialty pharmacy business focuses on complex and high-cost medications that serve a relatively limited universe of patients. As a result, the future growth of our specialty pharmacy business is dependent largely upon expanding our base of drugs or penetration in certain treatment categories. Any contraction of our base of patients or reduction in demand for the prescriptions we currently dispense could have an adverse effect on our business, financial condition and results of operations.

We are subject to payment-related risks that could increase our operating costs, expose us to fraud or theft, subject us to potential liability and disrupt our business operations.

We accept payments using a variety of methods, including cash, checks, credit cards, debit cards, gift cards and potentially other technologies in the future. Acceptance of these payment methods subjects us to rules, regulations, contractual obligations and compliance requirements, including payment network rules and operating guidelines, data security standards and certification requirements, and rules governing electronic funds transfers. These requirements may change in the future, which could make compliance more difficult or costly. For certain payment options, including credit and debit cards, we pay interchange and other fees, which could increase periodically thereby raising our operating costs. We rely on third parties to provide payment processing services, including the processing of credit cards, debit cards, and various other forms of electronic payment. If these companies are unable to provide these services to us, or if their systems are compromised, our operations could be disrupted. The payment methods that we offer also expose us to potential fraud and theft by persons seeking to obtain unauthorized access to, or exploit any weaknesses in, the payment systems. If we fail to abide by applicable rules or requirements, or if data relating to our payment systems is compromised due to a breach or misuse, we may be responsible for any costs incurred by payment card issuing banks and other third parties or subject to fines and higher transaction fees. In addition, our reputation and ability to accept certain types of payments could each be harmed resulting in reduced sales and adverse effects on our results of operations.

We may be unable to successfully integrate companies acquired by us.

Upon the closing of any acquisition we complete, we will need to successfully integrate the products, services and related assets into our business operations. If an acquisition is consummated, the integration of the acquired business, its products, services and related assets into our company may also be complex and time-consuming and, if the integration is not fully successful, we may not achieve the anticipated benefits, operating and cost synergies or growth opportunities of an acquisition. Potential difficulties that may be encountered in the integration process include the following:

- Integrating personnel, operations and systems, while maintaining focus on producing and delivering consistent, high quality products and services;
- Coordinating geographically dispersed organizations;
- Disruption of management's attention from our ongoing business operations;
- Retaining existing customers and attracting new customers; and
- Managing inefficiencies associated with integrating our operations.

An inability to realize the full extent of the anticipated benefits, operating and cost synergies or growth opportunities of an acquisition, as well as any delays encountered in the integration process, could have a material adverse effect on our business and results of operation, which may affect the value of the shares of our common stock after the completion of an acquisition. Furthermore, these acquisitions, even if successfully integrated, may fail to further our business strategy as anticipated, expose us to increased competition or challenges with respect to our products, services or geographic markets, and expose us to additional liabilities associated with an acquired business including risks and liabilities associated with litigation involving the acquired business. Any one of these challenges or risks could impair our ability to realize any benefit from our acquisitions after we have expended resources on them.

Our outstanding debt and associated payment obligations could, among other things, limit our ability to make incremental investments in our business.

Our current debt service costs associated with our increased debt levels may dampen incremental investments in our business and limit our flexibility to respond to industry changes and market conditions. In addition, our debt level and related debt service obligations could make it more difficult or expensive for us to obtain any required future financing for working capital, capital expenditures, acquisitions or other purposes. These circumstances could have a material adverse effect on our business operations and financial condition.

Risks related to the seasonality of our business.

Although the majority of our revenues, particularly pharmacy revenues, are generally not seasonal in nature, front store revenues tend to be higher during the December holiday season. Uncharacteristic or extreme weather conditions can adversely impact consumer shopping patterns as well. This could lead to lost sales, as well as increased snow removal and other costs, thereby negatively affecting our short-term results of operations. In addition, both pharmacy and front store revenues are affected by the timing and severity of the cough, cold and flu season, which is susceptible to large fluctuations from year to year.

Risks related to litigation and other legal proceedings.

Pharmacy services, retail pharmacy and LTC pharmacy are highly regulated and litigious industries. We are currently subject to various litigation matters, investigations, audits, inspections, government inquiries, and regulatory and legal proceedings. Litigation, and particularly securities and collective or class action litigation, is often expensive and disruptive. Further, under the *qui tam* or "whistleblower" provisions of the federal and various state false claims acts, private citizens may bring lawsuits alleging that a violation of the federal anti-kickback statute or similar laws has resulted in the submission of "false" claims to federal and/or state health care programs, including Medicare and Medicaid. We cannot predict the outcome of any of these matters, and the costs incurred may be substantial regardless of outcome. Our business, financial condition and results of operations may be adversely affected, or we may be required to materially change our business practices, as a result of such proceedings. We refer you to Item 3, "Legal Proceedings" for additional information.

The foregoing is not a comprehensive listing of all possible risks and there can be no assurance that we have correctly identified and appropriately assessed all factors affecting the business. As such, we refer you to "Management's Discussion and Analysis of Financial Condition and Results of Operations," which includes our "Cautionary Statement Concerning Forward-Looking Statements" at the end of such section, of our Annual Report to Stockholders for the year ended December 31, 2015, which section is incorporated by reference herein.

Item 1B. Unresolved Staff Comments

There are no unresolved SEC Staff Comments.

Item 2. Properties

We lease most of our stores under long-term leases that vary as to rental amounts, expiration dates, renewal options and other rental provisions. For additional information on the amount of our rental obligations for our leases, we refer you to Note 7 "Leases" in our Annual Report to Stockholders for the year ended December 31, 2015, which section is incorporated by reference herein.

As of December 31, 2015, we owned approximately 4.0% of our 9,623 retail stores. Net selling space for our retail stores was approximately 79.4 million square feet as of December 31, 2015. Approximately one fourth of our store base was opened or significantly remodeled within the last five years.

We lease 1,672 retail pharmacies and 79 clinics in 47 states from Target Corporation ("Target").

We own ten distribution centers located in Alabama, California, Hawaii, Kentucky, New York, Rhode Island, South Carolina, Tennessee and Texas and lease 12 additional distribution facilities located in Arizona, Florida, Indiana, Michigan, New Jersey, Ohio, Pennsylvania, Texas, Virginia and Brazil. The 22 distribution centers total approximately 12.1 million square feet as of December 31, 2015.

As of December 31, 2015, we owned five and leased 138 long-term care pharmacies in 42 states and owned one production facility in Kentucky.

As of December 31, 2015, we owned one mail service dispensing pharmacy located in Texas and leased four additional mail order dispensing pharmacies located in Florida, Hawaii, Illinois and Pennsylvania; we leased call centers located in Missouri, Pennsylvania, Tennessee and Texas; we leased 32 onsite pharmacy stores and 24 specialty pharmacy stores, and leased 11 specialty mail order pharmacies; we leased 83 branches for infusion and enteral services, including approximately 73 ambulatory infusion suites and six centers of excellence.

We own our corporate offices located in Woonsocket, Rhode Island, which totals approximately 1,000,000 square feet. In addition, we lease large corporate offices in Scottsdale, Arizona, Northbrook, Illinois, Cincinnati, Ohio, Monroeville, Pennsylvania, Irving, Texas, Miami, Florida and Sao Paulo, Brazil.

In connection with certain business dispositions completed between 1991 and 1997, we continue to guarantee lease obligations for approximately 72 former stores. We are indemnified for these guarantee obligations by the respective purchasers. These guarantees generally remain in effect for the initial lease term and any extension thereof pursuant to a renewal option provided for in the lease prior to the time of the disposition. For additional information, we refer you to Note 12 "Commitments and Contingencies" in our Annual Report to Stockholders for the year ended December 31, 2015, which section is incorporated by reference herein.

Management believes that the Company's owned and leased facilities are suitable and adequate to meet the Company's anticipated needs. At the end of the existing lease terms, management believes the leases can be renewed or replaced by alternative space.

The following is a breakdown by state, District of Columbia, Puerto Rico and Brazil of our retail stores, pharmacies and clinics in Target stores, LTC hub and spoke pharmacies, onsite pharmacy stores, specialty pharmacy stores, specialty mail order pharmacies, mail order dispensing pharmacies and branches and centers of excellence for infusion and enteral services as of December 31, 2015:

	Retail Stores	Pharmacies within Target	LTC Hub & Spoke Pharmacies	Onsite Pharmacy Stores	Specialty Pharmacy Stores	Specialty Mail Order Pharmacies	Mail Order Dispensing Pharmacies	Infusion & Enteral Services Locations	Total
United States:									
Alabama	158	22	2	—	1	—	—	1	184
Alaska	—	3	—	—	—	—	—	—	3
Arizona	147	45	3	—	1	—	—	2	198
Arkansas	10	8	2	—	—	—	—	1	21
California	867	251	10	—	3	1	—	10	1,142
Colorado	—	39	3	—	1	—	—	2	45
Connecticut	153	20	1	1	—	—	—	1	176
Delaware	17	3	—	—	—	—	—	—	20
District of Columbia	60	1	—	—	1	—	—	—	62
Florida	756	121	6	—	3	1	1	8	896
Georgia	313	43	2	3	1	—	—	1	363
Hawaii	63	6	—	—	1	—	1	—	71
Idaho	—	2	1	—	—	—	—	1	4
Illinois	277	86	6	1	—	1	1	3	375
Indiana	301	30	4	—	—	—	—	3	338
Iowa	20	18	2	—	—	—	—	1	41
Kansas	40	14	2	—	—	1	—	2	59
Kentucky	66	9	5	—	—	—	—	—	80
Louisiana	116	15	3	—	—	—	—	1	135
Maine	22	5	1	—	—	—	—	1	29
Maryland	177	39	2	5	—	—	—	1	224
Massachusetts	356	39	2	2	2	1	—	2	404
Michigan	249	51	4	1	—	1	—	2	308
Minnesota	61	74	1	1	—	—	—	3	140
Mississippi	52	5	1	1	—	—	—	1	60
Missouri	92	34	6	1	—	—	—	1	134
Montana	14	2	1	—	—	—	—	—	17
Nebraska	19	11	1	—	—	—	—	1	32
Nevada	86	15	1	—	—	—	—	2	104
New Hampshire	40	9	1	—	—	—	—	—	50
New Jersey	286	44	3	4	—	1	—	1	339
New Mexico	18	6	—	—	—	—	—	1	25
New York	486	70	7	—	1	—	—	7	571
North Carolina	313	49	4	—	1	1	—	3	371
North Dakota	6	—	—	—	—	—	—	—	6
Ohio	319	59	7	2	—	—	—	4	391
Oklahoma	62	16	2	—	—	—	—	1	81
Oregon	—	18	2	—	1	—	—	1	22
Pennsylvania	408	64	6	3	1	1	1	2	486
Puerto Rico	23	—	—	—	—	1	—	—	24
Rhode Island	63	4	1	—	1	—	—	1	70
South Carolina	191	19	3	—	1	—	—	2	216
South Dakota	—	3	1	—	—	—	—	—	4
Tennessee	136	27	3	1	—	1	—	3	171
Texas	659	133	11	2	2	—	1	5	813

Utah	11	13	2	—	—	—	—	1	27
Vermont	8	—	—	—	—	—	—	—	8
Virginia	281	58	7	3	1	—	—	2	352
Washington	4	30	4	—	1	—	—	3	42
West Virginia	52	6	2	—	—	—	—	—	60
Wisconsin	51	33	5	1	—	—	—	1	91
Total United States	7,909	1,672	143	32	24	11	5	89	9,885
Brazil	44	—	—	—	—	—	—	—	44
Total	7,953	1,672	143	32	24	11	5	89	9,929

Item 3. Legal Proceedings

I. Legal Proceedings

We refer you to the Note 12 - "Commitments and Contingencies - Legal Matters" contained in the "Notes to the Consolidated Financial Statements" of our Annual Report to Stockholders for the year ended December 31, 2015, which section is incorporated by reference herein.

II. Environmental Matters

Item 103 of SEC Regulation S-K requires disclosure of certain environmental legal proceedings if management reasonably believes that the proceedings involve potential monetary sanctions of \$100,000 or more. The Company is in the process of negotiating with United States Environmental Protection Agency, Region 6 to resolve claims of alleged historical noncompliance with hazardous waste regulations in connection with certain Omnicare pharmacies in Texas, Louisiana, Arkansas, New Mexico and Oklahoma. The Company is cooperating with regulators. These proceedings are not material to the Company's business or financial position.

Item 4. Mine Safety Disclosures

Not applicable.

Executive Officers of the Registrant

Executive Officers of the Registrant

The following sets forth the name, age and biographical information for each of our executive officers as of February 9, 2016. In each case the officer's term of office extends to the date of the board of directors meeting following the next annual meeting of stockholders of the Company. Previous positions and responsibilities held by each of the executive officers over the past five years are indicated below:

Lisa G. Bisaccia, age 59, Executive Vice President of CVS Health Corporation since March 2015 and Chief Human Resources Officer of CVS Health Corporation since January 2010; Senior Vice President of CVS Health Corporation from January 2010 through February 2015; Vice President, Human Resources of CVS Pharmacy, Inc. from September 2004 through December 2009. Ms. Bisaccia is also a member of the Board of Directors of Aramark, Inc., a leading global provider of food, facilities and uniform services.

Eva C. Boratto, age 49, Senior Vice President - Controller and Chief Accounting Officer of CVS Health Corporation since July 2013; Senior Vice President of PBM Finance from July 2010 through June 2013; Vice President, U.S. Market Finance Leader of Merck & Co., Inc. from June 2009 through June 2010.

Troyen A. Brennan, M.D., age 61, Executive Vice President and Chief Medical Officer of CVS Health Corporation since November 2008; Executive Vice President and Chief Medical Officer of Aetna, Inc. from February 2006 through November 2008.

David M. Denton, age 50, Executive Vice President and Chief Financial Officer of CVS Health Corporation since January 2010; Senior Vice President and Controller/Chief Accounting Officer of CVS Health Corporation from March 2008 until December 2009; Senior Vice President, Financial Administration of CVS Health Corporation and CVS Pharmacy, Inc. from April 2007 to March 2008. Mr. Denton is also a member of the Board of Directors of Coach, Inc., a leading retailer of premium bags and luxury accessories.

Helena B. Foulkes, age 51, Executive Vice President of CVS Health Corporation and President of CVS Pharmacy since January 2014; Executive Vice President and Chief Health Care Strategy and Marketing Officer of CVS Health Corporation from March 2011 through December 2013; Executive Vice President and Chief Marketing Officer of CVS Health Corporation from January 2009 through February 2011; Senior Vice President of Health Services of CVS Health Corporation from May 2008 through January 2009, and of CVS Pharmacy, Inc. from October 2007 through January 2009. Ms. Foulkes is also a member of the Board of Directors of The Home Depot, Inc., a leading home improvement retailer.

Stephen J. Gold, age 56, Executive Vice President of CVS Health Corporation since March 2015 and Chief Information Officer of CVS Health Corporation since July 2012; Senior Vice President of CVS Health Corporation from July 2012 through February 2015; Senior Vice President and Chief Information Officer of Avaya, Inc. from May 2010 through June 2012; Executive Vice President, Chief Information Officer and Chief Technology Officer of GSI Commerce, Inc. from February 2005 through April 2010.

J. David Joyner, age 51, Executive Vice President of CVS Health Corporation since March 2011 and Executive Vice President of Sales and Account Services, CVS Caremark since March 2004.

Robert O. Kraft, age 45, Executive Vice President of CVS Health Corporation and President - Omnicare since August 2015; Senior Vice President and Chief Financial Officer of Omnicare from September 2012 through August 2015; Senior Vice President - Finance of Omnicare from November 2010 through September 2012; PricewaterhouseCoopers LLP from September 1992 to November 2010, where he was a partner.

Per G.H. Lofberg, age 68, Executive Vice President of CVS Health Corporation; Executive Vice President of CVS Health Corporation and President of CVS Caremark from January 2010 through August 2012; President and Chief Executive Officer of Generation Health, Inc., a pharmacogenomics company, from November 2008 through December 2009.

Larry J. Merlo, age 60, President and Chief Executive Officer of CVS Health Corporation since March 2011; President and Chief Operating Officer of CVS Health Corporation from May 2010 through March 2011; President of CVS Pharmacy from January 2007 through August 2011; Executive Vice President of CVS Health Corporation from January 2007 through May 2010; also a director of CVS Health Corporation since May 2010.

Thomas M. Moriarty, age 52, Executive Vice President and General Counsel of CVS Health Corporation since October 2012 and Chief Health Strategy Officer since March 2014; General Counsel of Celgene Corporation, a global biopharmaceutical company, from May 2012 through September 2012; General Counsel and Corporate Secretary of Medco Health Solutions, Inc. (“Medco”), a pharmacy benefit management company, from March 2008 through April 2012; also President of Global Pharmaceutical Strategies of Medco from March 2011 through April 2012; Senior Vice President, Pharmaceutical Strategies and Solutions of Medco from September 2007 through March 2011.

Jonathan C. Roberts, age 60, Executive Vice President of CVS Health Corporation and President of CVS Caremark since September 2012; Executive Vice President of CVS Health Corporation and Chief Operating Officer of CVS Caremark from October 2010 through August 2011; Executive Vice President, Rx Purchasing, Pricing and Network Relations of CVS Health Corporation from January 2009 through October 2010; Senior Vice President and Chief Information Officer of CVS Health Corporation from May 2008 until January 2009, and of CVS Pharmacy, Inc. from January 2006 until January 2009.

Andrew J. Sussman, M.D., age 50, Executive Vice President of CVS Health Corporation since March 2015, Associate Chief Medical Officer of CVS Health Corporation since March 2011 and President of CVS MinuteClinic since September 2009; Senior Vice President of CVS Health Corporation from March 2011 through March 2015; Executive Vice President and Chief Operating Officer of the University of Massachusetts Memorial Medical Center, the major teaching affiliate of UMass Medical School, from May 2004 through August 2009.

PART II

Item 5. Market for Registrant's Common Equity, Related Stockholder Matters and Issuer Purchases of Equity Securities.

Our common stock is listed on the New York Stock Exchange under the symbol "CVS." The table below sets forth the high and low closing prices of our common stock on the New York Stock Exchange Composite Tape and the quarterly cash dividends declared per share of common stock during the periods indicated.

		<u>First Quarter</u>	<u>Second Quarter</u>	<u>Third Quarter</u>	<u>Fourth Quarter</u>	<u>Year</u>
2015	High	\$ 104.56	\$ 106.47	\$ 113.45	\$ 105.29	\$ 113.45
	Low	\$ 94.16	\$ 98.74	\$ 95.12	\$ 91.56	\$ 91.56
	Cash dividends per common share	\$ 0.350	\$ 0.350	\$ 0.350	\$ 0.350	\$ 1.40
2014	High	\$ 76.36	\$ 79.43	\$ 82.57	\$ 98.62	\$ 98.62
	Low	\$ 64.95	\$ 72.37	\$ 74.69	\$ 77.40	\$ 64.95
	Cash dividends per common share	\$ 0.275	\$ 0.275	\$ 0.275	\$ 0.275	\$ 1.10

CVS Health has paid cash dividends every quarter since becoming a public company. Future dividend payments will depend on the Company's earnings, capital requirements, financial condition and other factors considered relevant by the Company's Board of Directors. As of February 3, 2016, there were 22.646 registered shareholders according to the records maintained by our transfer agent.

The following share repurchase programs were authorized by the Company's Board of Directors:

In billions

<u>Authorization Date</u>	<u>Authorized</u>	<u>Remaining</u>
December 15, 2014 ("2014 Repurchase Program")	\$ 10.0	\$ 7.7
December 17, 2013 ("2013 Repurchase Program")	\$ 6.0	—
September 19, 2012 ("2012 Repurchase Program")	\$ 6.0	—

The share Repurchase Programs, each of which was effective immediately, permit the Company to effect repurchases from time to time through a combination of open market repurchases, privately negotiated transactions, accelerated share repurchase ("ASR") transactions, and/or other derivative transactions. The 2014 Repurchase Program may be modified or terminated by the Board of Directors at any time. The 2013 and 2012 Repurchase Programs have been completed, as described below.

Pursuant to the authorization under the 2014 Repurchase Program, effective December 11, 2015, the Company entered into a \$725 million fixed dollar ASR with Barclays Bank PLC ("Barclays"). Upon payment of the \$725 million purchase price on December 14, 2015, the Company received a number of shares of its common stock equal to 80% of the \$725 million notional amount of the ASR or approximately 6.2 million shares. The initial 6.2 million shares of common stock delivered to the Company by Barclays were placed into treasury stock in December 2015. The ASR was accounted for as an initial treasury stock transaction for \$580 million and a forward contract for \$145 million. The forward contract was classified as an equity instrument and was recorded within capital surplus on the consolidated balance sheet. On January 28, 2016, the Company received 1.4 million shares of common stock, representing the remaining 20% of the \$725 million notional amount of the ASR, thereby concluding the ASR. The remaining 1.4 million shares of common stock delivered to the Company by Barclays were placed into treasury stock in January 2016 and the forward contract was reclassified from capital surplus to treasury stock.

Pursuant to the authorization under the 2013 Repurchase Programs, effective January 2, 2015, the Company entered into a \$2.0 billion fixed dollar ASR agreement with J.P. Morgan Chase Bank ("JP Morgan"). Upon payment of the \$2.0 billion purchase price on January 5, 2015, the Company received a number of shares of its common stock equal to 80% of the \$2.0 billion notional amount of the ASR agreement or approximately 16.8 million shares, which were placed into treasury stock in January 2015. On May 1, 2015, the Company received approximately 3.1 million shares of common stock, representing the remaining 20% of the \$2.0 billion notional amount of the ASR, thereby concluding the ASR. The remaining 3.1 million shares of common stock delivered to the Company by JP Morgan were placed into treasury stock in May 2015. The ASR was accounted for as an initial treasury stock transaction for \$1.6 billion and a forward contract for \$0.4 billion. The forward contract was classified as

an equity instrument and was initially recorded within capital surplus on the consolidated balance sheet and was reclassified to treasury stock upon the settlement of the ASR in May 2015.

Each of the ASR transactions described above, the initial repurchase of the shares and delivery of the remainder of the shares to conclude each ASR, resulted in an immediate reduction of the outstanding shares used to calculate the weighted average common shares outstanding for basic and diluted earnings per share.

During the year ended December 31, 2015, the Company repurchased an aggregate of 48.0 million shares of common stock for approximately \$5.0 billion under the 2013 and 2014 Repurchase Programs. As of December 31, 2015, there remained an aggregate of approximately \$7.7 billion available for future repurchases under the 2014 Repurchase Program and the 2013 Repurchase Program was complete.

Fiscal Period	Total Number of Shares Purchased	Average Price Paid per Share	Total Number of Shares Purchased as Part of Publicly Announced Plans or Programs	Approximate Dollar Value of Shares that May Yet Be Purchased Under the Plans or Programs
October 1, 2015 through October 31, 2015	4,010,003	\$ 100.84	4,010,003	\$ 8,416,444,607
November 1, 2015 through November 30, 2015	—	\$ —	—	\$ 8,416,444,607
December 1, 2015 through December 31, 2015	6,218,039	\$ 93.28	6,218,039	\$ 7,690,617,031
	<u>10,228,042</u>		<u>10,228,042</u>	

Item 6. Selected Financial Data

The selected consolidated financial data of CVS Health Corporation as of and for the periods indicated in the five-year period ended December 31, 2015 have been derived from the consolidated financial statements of CVS Health Corporation. The selected consolidated financial data should be read in conjunction with the consolidated financial statements and the audit reports of Ernst & Young LLP, which are incorporated elsewhere herein.

In millions, except per share amounts	2015	2014	2013	2012	2011
Statement of operations data:					
Net revenues	\$ 153,290	\$ 139,367	\$ 126,761	\$ 123,120	\$ 107,080
Gross profit	26,528	25,367	23,783	22,488	20,562
Operating expenses	17,074	16,568	15,746	15,278	14,231
Operating profit	9,454	8,799	8,037	7,210	6,331
Interest expense, net	838	600	509	557	584
Loss on early extinguishment of debt	—	521	—	348	—
Income tax provision	3,386	3,033	2,928	2,436	2,258
Income from continuing operations	5,230	4,645	4,600	3,869	3,489
Income (loss) from discontinued operations, net of tax	9	(1)	(8)	(7)	(31)
Net income	5,239	4,644	4,592	3,862	3,458
Net (income) loss attributable to noncontrolling interest	(2)	—	—	2	4
Net income attributable to CVS Health	\$ 5,237	\$ 4,644	\$ 4,592	\$ 3,864	\$ 3,462
Per common share data:					
Basic earnings per common share:					
Income from continuing operations attributable to CVS Health	\$ 4.65	\$ 3.98	\$ 3.78	\$ 3.05	\$ 2.61
Income (loss) from discontinued operations attributable to CVS Health	\$ 0.01	\$ —	\$ (0.01)	\$ (0.01)	\$ (0.02)
Net income attributable to CVS Health	\$ 4.66	\$ 3.98	\$ 3.77	\$ 3.04	\$ 2.59
Diluted earnings per common share:					
Income from continuing operations attributable to CVS Health	\$ 4.62	\$ 3.96	\$ 3.75	\$ 3.02	\$ 2.59
Income (loss) from discontinued operations attributable to CVS Health	\$ 0.01	\$ —	\$ (0.01)	\$ (0.01)	\$ (0.02)
Net income attributable to CVS Health	\$ 4.63	\$ 3.96	\$ 3.74	\$ 3.02	\$ 2.57
Cash dividends per common share	\$ 1.40	\$ 1.10	\$ 0.90	\$ 0.65	\$ 0.50
Balance sheet and other data:					
Total assets ⁽¹⁾	\$ 93,657	\$ 74,187	\$ 71,452	\$ 66,167	\$ 64,794
Long-term debt ⁽¹⁾	\$ 26,267	\$ 11,630	\$ 12,767	\$ 9,079	\$ 9,150
Total shareholders' equity	\$ 37,203	\$ 37,963	\$ 37,938	\$ 37,653	\$ 38,014
Number of stores (at end of year)	9,681	7,866	7,702	7,508	7,388

- (1) As of June 30, 2015, the Company early adopted Accounting Standard Update No. 2015-03, *Simplifying the Presentation of Debt Issuance Costs* (Topic 835-30) issued by the Financial Accounting Standards Board in April 2015. The effect of the adoption on the Company's consolidated balance sheet is a reduction in noncurrent assets and long-term debt of \$65 million, \$74 million, \$54 million and \$58 million as of December 31, 2014, 2013, 2012 and 2011, respectively.

Item 7. Management's Discussion and Analysis of Financial Condition and Results of Operations

We refer you to "Management's Discussion and Analysis of Financial Condition and Results of Operations," which includes our "Cautionary Statement Concerning Forward-Looking Statements" at the end of such section of our Annual Report to Stockholders for the year ended December 31, 2015, which section is incorporated by reference herein.

Item 7A. Quantitative and Qualitative Disclosures about Market Risk

As of December 31, 2015, the Company did not have any interest rate, foreign currency exchange rate or commodity derivative instruments in place and believes that as of December 31, 2015 its exposure to interest rate risk (inherent in the Company's debt portfolio), foreign currency exchange rate risk and commodity price risk is not material.

Item 8. Financial Statements and Supplementary Data

We refer you to the "Consolidated Statements of Income," "Consolidated Statements of Comprehensive Income," "Consolidated Balance Sheets," "Consolidated Statements of Shareholders' Equity," "Consolidated Statements of Cash Flows," "Notes to Consolidated Financial Statements," and "Report of Independent Registered Public Accounting Firm" of our Annual Report to Stockholders for the fiscal year ended December 31, 2015, which sections are incorporated by reference herein.

Item 9. Changes in and Disagreements with Accountants on Accounting and Financial Disclosure

None.

Item 9A. Controls and Procedures

Evaluation of disclosure controls and procedures: The Company's Chief Executive Officer and Chief Financial Officer, after evaluating the effectiveness of the design and operation of the Company's disclosure controls and procedures (as defined in Rules 13a-15 (f) and 15d-15(f) under the Securities Exchange Act of 1934) as of December 31, 2015, have concluded that as of such date the Company's disclosure controls and procedures were adequate and effective at a reasonable assurance level and designed to ensure that material information relating to the Company and its subsidiaries would be made known to such officers on a timely basis.

Internal control over financial reporting: We refer you to "Management's Report on Internal Control Over Financial Reporting" and "Report of Independent Registered Public Accounting Firm" of our Annual Report to Stockholders for the fiscal year ended December 31, 2015, which are incorporated by reference herein, for management's report on the Company's internal control over financial reporting and the Independent Registered Public Accounting Firm's report with respect to the effectiveness of internal control over financial reporting.

Changes in internal control over financial reporting: On August 18, 2015, the Company completed its acquisition of Omnicare. On December 16, 2015, the Company completed its acquisition of the pharmacies and clinics of Target. In conducting our evaluation of the effectiveness of our internal controls over financial reporting, we have currently elected to exclude Omnicare and the pharmacies and clinics of Target from our evaluation for fiscal year 2015, as permitted under SEC rules. We are in the process of integrating the historical internal controls over financial reporting of Omnicare and the Target pharmacy and clinic businesses with the rest of the Company. Omnicare and the Target pharmacy and clinic businesses are included in the Company's 2015 consolidated financial statements and represent 18% of total assets as of December 31, 2015 and 2% of net revenues for the year then ended.

Other than the foregoing, there have been no changes in our internal controls over financial reporting identified in connection with the evaluation required by paragraph (d) of Rule 13a-15 or Rule 15d-15 that occurred during the fourth quarter ended December 31, 2015 that have materially affected, or are reasonably likely to materially affect, our internal control over financial reporting.

Item 9B. Other Information

No events have occurred during the fourth quarter that would require disclosure under this item.

PART III

Item 10. Directors, Executive Officers and Corporate Governance

We refer you to our Proxy Statement for the 2016 Annual Meeting of Stockholders under the captions “Committees of the Board,” “Code of Conduct,” “Director Nominations,” “Audit Committee Report,” “Biographies of our Board Nominees,” and “Section 16(a) Beneficial Ownership Reporting Compliance,” which sections are incorporated by reference herein. Biographical information on our executive officers is contained in Part I of this Annual Report on Form 10-K.

Item 11. Executive Compensation

We refer you to our Proxy Statement for the 2016 Annual Meeting of Stockholders under the captions “Executive Compensation and Related Matters,” including “Compensation Discussion & Analysis” and “Management Planning and Development Committee Report,” which sections are incorporated by reference herein.

Item 12. Security Ownership of Certain Beneficial Owners and Management and Related Stockholder Matters

We refer you to our Proxy Statement for the 2016 Annual Meeting of Stockholders under the captions “Share Ownership of Directors and Certain Executive Officers,” and “Share Ownership of Principal Stockholders” which sections are incorporated by reference herein, for information concerning security ownership of certain beneficial owners and management and related stockholder matters.

The following table summarizes information about the Company’s common stock that may be issued upon the exercise of options, warrants and rights under all of our equity compensation plans as of December 31, 2015.

	Number of securities to be issued upon exercise of outstanding options, warrants and rights ⁽¹⁾	Weighted average exercise price of outstanding options, warrants and rights	Number of securities remaining available for future issuance under equity compensation plans (excluding securities reflected in first column) ⁽¹⁾
Equity compensation plans approved by stockholders	24,341	\$ 57.60	23,752
Equity compensation plans not approved by stockholders	—	—	—
Total	24,341	\$ 57.60	23,752

(1) Shares in thousands.

Item 13. Certain Relationships and Related Transactions and Director Independence

We refer you to our Proxy Statement for the 2016 Annual Meeting of Stockholders under the caption “Independence Determinations for Directors” and “Certain Transactions with Directors and Officers,” which sections are incorporated by reference herein.

Item 14. Principal Accountant Fees and Services

We refer you to our Proxy Statement for the 2016 Annual Meeting of Stockholders under the caption “Item 2: Ratification of Appointment of Independent Registered Public Accounting Firm,” which section is incorporated by reference herein.

PART IV

Item 15. Exhibits and Financial Statement Schedules

A. Documents filed as part of this report:

1. Financial Statements:

The following financial statements are incorporated by reference from our Annual Report to Stockholders for the fiscal year ended December 31, 2015, as provided in Item 8 hereof:

Consolidated Statements of Income for the Years Ended December 31, 2015, 2014 and 2013	29
Consolidated Statements of Comprehensive Income for the Years Ended December 31, 2015, 2014 and 2013	30
Consolidated Balance Sheets as of December 31, 2015 and 2014	31
Consolidated Statements of Cash Flows for the Years Ended December 31, 2015, 2014 and 2013	32
Consolidated Statements of Shareholders' Equity for the Years Ended December 31, 2015, 2014 and 2013	33
Notes to Consolidated Financial Statements	34
Report of Independent Registered Public Accounting Firm	70

2. Financial Statement Schedules

All financial statement schedules are omitted because they are not applicable, not required under the instructions, or the information is included in the consolidated financial statements or related notes.

B. Exhibits

Exhibits marked with an asterisk (*) are hereby incorporated by reference to exhibits or appendices previously filed by the Registrant as indicated in brackets following the description of the exhibit.

Exhibit	Description
2.1*	Agreement and Plan of Merger dated as of November 1, 2006 among, the Registrant, Caremark Rx, Inc. and Twain MergerSub Corp. (incorporated by reference to Exhibit 2.1 to the Registrant's Registration Statement No. 333-139470 on Form S-4 filed December 19, 2006).
2.2*	Amendment No. 1 dated as of January 16, 2007 to the Agreement and Plan of Merger dated as of November 1, 2006 among the Registrant, Caremark Rx, Inc. and Twain Merger Sub Corp. (incorporated by reference to Exhibit 2.2 to the Registrant's Registration Statement No. 333-139470 on Form S-4/A filed January 16, 2007).
2.3*	Waiver Agreement dated as of January 16, 2007 between the Registrant and Caremark Rx, Inc. with respect to the Agreement and Plan Merger dated as of November 1, 2006 by and between Registrant and Caremark Rx, Inc (incorporated by reference to Exhibit 2.3 to the Registrant's Registration Statement No. 333-139470 on Form S-4/A filed January 16, 2007).
2.4*	Amendment to Waiver Agreement, dated as of February 12, 2007, between Registrant and Caremark Rx, Inc. (incorporated by reference to Exhibit 99.2 to the Registrant's Current Report on Form 8-K dated February 13, 2007; Commission File No. 001-01011).
2.5*	Amendment to Waiver Agreement, dated as of March 8, 2007, between Registrant and Caremark Rx, Inc. (incorporated by reference to Exhibit 99.2 to the Registrant's Current Report on Form 8-K dated March 8, 2007; Commission File No. 001-01011).
2.6*	Agreement and Plan of Merger dated as of August 12, 2008, among the Registrant, Longs Drug Stores Corporation and Blue MergerSub Corp. (incorporated by reference to Exhibit 2.1 to the Registrant's Current Report on Form 8-K dated August 13, 2008; Commission File No. 001-01011).
2.7*	Agreement and Plan of Merger, dated as of May 20, 2015, among CVS Pharmacy, Inc., Tree Merger Sub, Inc. and Omnicare, Inc. (incorporated by reference to Exhibit 2.1 to the Registrant's Current Report on Form 8-K dated May 21, 2015; Commission File No. 001-01011).

- 3.1* Amended and Restated Certificate of Incorporation of the Registrant (incorporated by reference to Exhibit 3.1 of Registrant's Annual Report on Form 10-K for the fiscal year ended December 31, 1996; Commission File No. 001-01011).
- 3.1A* Certificate of Amendment to the Amended and Restated Certificate of Incorporation, effective May 13, 1998 (incorporated by reference to Exhibit 4.1A to Registrant's Registration Statement No. 333-52055 on Form S-3/A dated May 18, 1998).
- 3.1B* Certificate of Amendment to the Amended and Restated Certificate of Incorporation (incorporated by reference to Exhibit 3.1 to Registrant's Current Report on Form 8-K dated March 22, 2007; Commission File No. 001-01011).
- 3.1C* Certificate of Merger dated May 9, 2007 (incorporated by reference to Exhibit 3.1C to Registrant's Quarterly Report on Form 10-Q dated November 1, 2007; Commission File No. 001-01011).
- 3.1D* Certificate of Amendment to the Amended and Restated Certificate of Incorporation (incorporated by reference to Exhibit 3.1 to Registrant's Current Report on Form 8-K dated May 13, 2010; Commission File No. 001-01011).
- 3.1E* Certificate of Amendment to the Amended and Restated Certificate of Incorporation (incorporated by reference to Exhibit 3.1 to the Registrant's Current Report On Form 8-K dated May 10, 2012; Commission File No. 001-01011).
- 3.1F* Certificate of Amendment to the Amended and Restated Certificate of Incorporation (incorporated by reference to Exhibit 3.1 to the Registrant's Current Report on Form 8-K dated September 3, 2014 (Commission File No. 001-01011)).
- 3.2* By-laws of the Registrant, as amended and restated (incorporated by reference to Exhibit 3.2 to the Registrant's Current Report on Form 8-K dated January 26, 2016; Commission File No. 001-01011).
- 4 Pursuant to Regulation S-K, Item 601(b)(4)(iii)(A), no instrument which defines the rights of holders of long-term debt of the Registrant and its subsidiaries is filed with this report. The Registrant hereby agrees to furnish a copy of any such instrument to the Securities and Exchange Commission upon request.
- 4.1* Specimen common stock certificate (incorporated by reference to Exhibit 4.1 to the Registration Statement of the Registrant on Form 8-B dated November 4, 1996; Commission File No. 001-01011).
- 10.1* Stock Purchase Agreement dated as of October 14, 1995 between The TJX Companies, Inc. and Melville Corporation, as amended November 17, 1995 (incorporated by reference to Exhibits 2.1 and 2.2 to Melville's Current Report on Form 8-K dated December 4, 1995; Commission File No. 001-01011).
- 10.2* Stock Purchase Agreement dated as of March 25, 1996 between Melville Corporation and Consolidated Stores Corporation, as amended May 3, 1996 (incorporated by reference to Exhibits 2.1 and 2.2 to Melville's Current Report on Form 8-K dated May 5, 1996; Commission File No. 001-01011).
- 10.3* Distribution Agreement dated as of September 24, 1996 among Melville Corporation, Footstar, Inc. and Footstar Center, Inc. (incorporated by reference to Exhibit 99.1 to Melville's Current Report on Form 8-K dated October 28, 1996; Commission File No. 001-01011).
- 10.4* Tax Disaffiliation Agreement dated as of September 24, 1996 among Melville Corporation, Footstar, Inc. and certain subsidiaries named therein (incorporated by reference to Exhibit 99.2 to Melville's Current Report on Form 8-K dated October 28, 1996; Commission File No. 001-01011).
- 10.5* Stockholder Agreement dated as of December 2, 1996 between the Registrant, Nashua Hollis CVS, Inc. and Linens 'n Things, Inc. (incorporated by reference to Exhibit 10(i)(6) to the Registrant's Annual Report on Form 10-K for the fiscal year ended December 31, 1997; Commission File No. 001-01011).
- 10.6* Tax Disaffiliation Agreement dated as of December 2, 1996 between the Registrant and Linens 'n Things, Inc. and certain of their respective affiliates (incorporated by reference to Exhibit 10(i)(7) to the Registrant's Annual Report on Form 10-K for the fiscal year ended December 31, 1997; Commission File No. 001-01011).

- 10.7* Four Year Credit Agreement dated as of May 12, 2011 by and among the Registrant, the lenders party thereto, Barclays Capital and JP Morgan Chase Bank, N.A., as Co-Syndication Agents, Bank of America, N.A. and Wells Fargo Bank, N.A., as Co-Documentation Agents, and the Bank of New York Mellon, as Administrative Agent (incorporated by reference to Exhibit 10.1 to the Registrant's Quarterly Report on Form 10-Q for the fiscal quarter ended June 30, 2011; Commission File No. 001-01011).
- 10.8* Amendment No. 1, dated as of November 22, 2011, to the Credit Agreement dated as of May 12, 2011 by and among the Registrant, the Lenders party thereto, the Co-Syndication Agents and Co-Documentation Agents named therein, and The Bank of New York Mellon, as Administrative Agent (incorporated by reference to Exhibit 10.45 to the Registrant's Annual Report on Form 10-K for the fiscal year ended December 31, 2011; Commission File No. 001-01011).
- 10.9* Credit Agreement dated as of May 23, 2013, by and among the Registrant, the lenders party thereto, Barclays Bank PLC and JPMorgan Chase Bank, N.A., as Co-Syndication Agents, Bank of America, N.A. and Wells Fargo Bank, N.A., as Co-Documentation Agents, and The Bank of New York Mellon, as Administrative Agent. (incorporated by reference to Exhibit 10.1 to the Registrant's Quarterly Report on Form 10-Q for the fiscal quarter ended June 30, 2013 (Commission File No. 001-01011).
- 10.10* Amendment No. 2, dated as of May 23, 2013, to the Credit Agreement dated as of May 12, 2011, by and among the Registrant, the lenders party thereto, Barclays Capital and JPMorgan Chase Bank, N.A., as Co-Syndication Agents, Bank of America, N.A. and Wells Fargo Bank, N.A., as Co-Documentation Agents, and The Bank of America, N.A. and Wells Fargo Bank, N.A., as Co-Documentation Agents, and The Bank of New York Mellon, as Administrative Agent, as previously amended by Amendment No. 1, dated as of November 22, 2011 (incorporated by reference to Exhibit 10.2 to the Registrant's Quarterly Report on Form 10-Q for the fiscal quarter ended June 30, 2013 (Commission File No. 001-01011).
- 10.11* Second Amended and Restated Credit Agreement, dated as of July 24, 2014, by and among the Registrant, the lenders party thereto, Barclays Bank PLC and JPMorgan Chase Bank, N.A., as Co-Syndication Agents, Bank of America, N.A. and Wells Fargo Bank, N.A., as Co-Documentation Agents, and The Bank of New York Mellon, as Administrative Agent (incorporated by reference to Exhibit 10.1 to the Registrant's Quarterly Report on Form 10-Q for the quarter ended June 30, 2014 (Commission File No. 001-01011).
- 10.12* Five Year Credit Agreement dated as of July 1, 2015, by and among the Registrant, the lenders party thereto, Barclays Bank PLC and JPMorgan Chase Bank, N.A., as Co-Syndication Agents, Bank of America, N.A. and Wells Fargo Bank, N.A., as Co-Documentation Agents, and The Bank of New York Mellon, as Administrative Agent (incorporated by reference to Exhibit 10.2 to the Registrant's Quarterly Report on Form 10-Q for the fiscal quarter ended June 30, 2015 (Commission File No. 001-01011).
- 10.13* Supplemental Retirement Plan for Select Senior Management of CVS Health Corporation I as amended and restated in December 2008 (incorporated by reference to Exhibit 10.6 to the Registrant's Quarterly Report on Form 10-Q for the quarter ended June 30, 2009; Commission File No. 001-01011).
- 10.14* CVS Health Corporation 1996 Directors Stock Plan, as amended and restated November 5, 2002 (incorporated by reference to Exhibit 10.18 to the Registrant's Annual Report on Form 10-K for the fiscal year ended December 28, 2002; Commission File No. 001-01011).
- 10.15* 1997 Incentive Compensation Plan as amended through December 2008 (incorporated by reference to Exhibit 10.8 to the Registrant's Quarterly Report on Form 10-Q for the quarter ended June 30, 2009; Commission File No. 001-01011).
- 10.16* Caremark Rx, Inc. 2004 Incentive Stock Plan (incorporated by reference to Exhibit 99.2 of the Registrant's Registration Statement No. 333-141481 on Form S-8 filed March 22, 2007; Commission File No. 011-01011).
- 10.17 CVS Health Deferred Stock Compensation Plan, as amended.
- 10.18 CVS Health Deferred Compensation Plan, as amended.
- 10.19* 2010 Incentive Compensation Plan, as amended through January 15, 2013 (incorporated by reference to Exhibit A to the Registrant's Definitive Proxy Statement on Form 14A filed March 27, 2015; Commission File No. 001-01011).
- 10.20 2007 Employee Stock Purchase Plan, as amended.
- 10.21 The Registrant's 2015 Management Incentive Plan.

- 10.22 The Registrant's 2015 Executive Incentive Plan.
- 10.23* The Registrant's Long-Term Incentive Plan (incorporated by reference to Exhibit 10.21 to the Registrant's Annual Report on Form 10-K for the fiscal year ended December 31, 2013; Commission File No. 001-01011).
- 10.24* The Registrant's Partnership Equity Program amended as of December 2014 (incorporated by reference to Exhibit 10.24 to the Registrant's Annual Report on Form 10-K for the fiscal year ended December 31, 2014; Commission File No. 001-01011).
- 10.25 The Registrant's Severance Plan for Non-Store Employees amended as of January 2015.
- 10.26* The Registrant's Performance-Based Restricted Stock Unit Plan amended as of December 2014 (incorporated by reference to Exhibit 10.26 to the Registrant's Annual Report on Form 10-K for the fiscal year ended December 31, 2014; Commission File No. 001-01011).
- 10.27* Form of Enterprise Non-Competition, Non-Disclosure and Developments Agreement between the Registrant and certain of the Registrant's executive officers (incorporated by reference to Exhibit 10.25 of the Registrant's Annual Report on Form 10-K for the year ended December 31, 2013; Commission File No. 001-01011).
- 10.28 Universal 409A Definition Document, as amended.
- 10.29* Form of Non-Qualified Stock Option Agreement between the Registrant and selected employees of the Registrant (incorporated by reference to Exhibit 10.29 to the Registrant's Annual Report on Form 10-K for the fiscal year ended December 31, 2014; Commission File No. 001-01011).
- 10.30* Form of Restricted Stock Unit Agreement - Annual Grant - between the Registrant and selected employees of the Registrant (incorporated by reference to Exhibit 10.30 to the Registrant's Annual Report on Form 10-K for the fiscal year ended December 31, 2014; Commission File No. 001-01011).
- 10.31* Form of Performance-Based Restricted Stock Unit Agreement between the Registrant and selected employees of the Registrant (incorporated by reference to Exhibit 10.31 to the Registrant's Annual Report on Form 10-K for the fiscal year ended December 31, 2014; Commission File No. 001-01011).
- 10.32* Form of Partnership Equity Program Participant Purchased RSUs, Company Matching RSUs and Company Matching Options Agreement (Pre-Tax) (incorporated by reference to Exhibit 10.32 to the Registrant's Annual Report on Form 10-K for the fiscal year ended December 31, 2014; Commission File No. 001-01011).
- 10.33* Form of Partnership Equity Program Participant Purchased RSUs, Company Matching RSUs and Company Matching Options Agreement (Post-Tax) (incorporated by reference to Exhibit 10.33 to the Registrant's Annual Report on Form 10-K for the fiscal year ended December 31, 2014; Commission File No. 001-01011).
- 10.34* Amended and Restated Employment Agreement dated as of December 22, 2008 between the Registrant and the Registrant's President and Chief Executive Officer (incorporated by reference to Exhibit 10.38 to the Registrant's Annual Report on Form 10-K for the fiscal year ended December 31, 2008; Commission File No. 001-01011).
- 10.35* Amendment dated December 21, 2012 to the Amended and Restated Employment Agreement dated as of December 22, 2008 between the Registrant and the Registrant's President and Chief Executive Officer (incorporated by reference to Exhibit 10.31 to the Registrant's Annual Report on Form 10-K for the fiscal year ended December 31, 2012; Commission File No. 001-01011).
- 10.36* Form of Non-Qualified Stock Option Agreement between the Registrant and the Registrant's President and Chief Executive Officer (incorporated by reference to Exhibit 10.36 to the Registrant's Annual Report on Form 10-K for the fiscal year ended December 31, 2014; Commission File No. 001-01011).
- 10.37* Form of Restricted Stock Unit Agreement between the Registrant and the Registrant's President and Chief Executive Officer (incorporated by reference to Exhibit 10.37 to the Registrant's Annual Report on Form 10-K for the fiscal year ended December 31, 2014; Commission File No. 001-01011).
- 10.38* Amendment dated January 22, 2015 to Nonqualified Stock Option Agreements between the Registrant and the Registrant's President and Chief Executive Officer (incorporated by reference to Exhibit 10.1 to the Registrant's Current Report on Form 8-K

dated January 20, 2015; Commission File No. 001-01011).

- 10.39* Change in Control Agreement dated December 22, 2008 between the Registrant and the Registrant's Executive Vice President and Chief Financial Officer (incorporated by reference to Exhibit 10.39 to the Registrant's Annual Report on Form 10-K for the fiscal year ended December 31, 2010; Commission File No. 001-01011).
- 10.40* Amendment dated as of December 31, 2012 to the Change in Control Agreement dated December 22, 2008 between the Registrant and the Registrant's Executive Vice President and Chief Financial Officer (incorporated by reference to Exhibit 10.32 to the Registrant's Annual Report on Form 10-K for the fiscal year ended December 31, 2012; Commission File No. 001-01011).
- 10.41* Change in Control Agreement dated December 22, 2008 between the Registrant and the Registrant's Executive Vice President and President of CVS Caremark (incorporated by reference to Exhibit 10.33 to the Registrant's Annual Report on Form 10-K for the fiscal year ended December 31, 2012; Commission File No. 001-01011).
- 10.42* Amendment dated as of December 31, 2012 to the Change in Control Agreement dated December 22, 2008 between the Registrant and the Registrant's Executive Vice President and President of CVS Caremark (incorporated by reference to Exhibit 10.34 to the Registrant's Annual Report on Form 10-K for the fiscal year ended December 31, 2012; Commission File No. 001-01011).
- 10.43* Change in Control Agreement dated December 22, 2008 between the Registrant and the Registrant's Executive Vice President and President of CVS Pharmacy (incorporated by reference to Exhibit 10.43 to the Registrant's Annual Report on Form 10-K for the fiscal year ended December 31, 2014; Commission File No. 001-01011).
- 10.44* Amendment dated as of December 31, 2012 to the Change in Control Agreement between the Registrant and the Registrant's Executive Vice President and President of CVS Pharmacy (incorporated by reference to Exhibit 10.44 to the Registrant's Annual Report on Form 10-K for the fiscal year ended December 31, 2014; Commission File No. 001-01011).
- 10.45* Change in Control Agreement dated October 1, 2012 between the Registrant and the Registrant's Executive Vice President, Chief Health Strategy Officer and General Counsel (incorporated by reference to Exhibit 10.1 of the Registrant's Quarterly Report on Form 10-Q for the fiscal quarter ended March 31, 2015; Commission File No. 001-01011).
- 10.46* Restrictive Covenant Agreement dated June 1, 2014 between the Registrant and the Registrant's Executive Vice President, Chief Health Strategy Officer and General Counsel (incorporated by reference to Exhibit 10.2 of the Registrant's Quarterly Report on Form 10-Q for the fiscal quarter ended March 31, 2015; Commission File No. 001-01011).
- 13 Portions of the 2015 Annual Report to Stockholders of CVS Health Corporation, which are specifically designated in this Form 10-K as being incorporated by reference.
- 21 Subsidiaries of the Registrant.
- 23 Consent of Ernst & Young LLP.
- 31.1 Certification by the Chief Executive Officer pursuant to Section 302 of the Sarbanes-Oxley Act of 2002.
- 31.2 Certification by the Chief Financial Officer pursuant to Section 302 of the Sarbanes-Oxley Act of 2002.
- 32.1 Certification by the Chief Executive Officer pursuant to Section 906 of the Sarbanes-Oxley Act of 2002.
- 32.2 Certification by the Chief Financial Officer pursuant to Section 906 of the Sarbanes-Oxley Act of 2002.
- 101 The following materials from the CVS Health Corporation Annual Report on Form 10-K for the year ended December 31, 2015 formatted in Extensible Business Reporting Language (XBRL): (i) the Consolidated Statements of Income, (ii) the Consolidated Balance Sheets, (iii) the Consolidated Statements of Cash Flows and (iv) related notes.

SIGNATURES

Pursuant to the requirements of Section 13 or 15(d) of the Securities Exchange Act of 1934, the Registrant has duly caused this Annual Report on Form 10-K to be signed on its behalf by the undersigned, thereunto duly authorized.

CVS HEALTH CORPORATION

Date: February 9, 2016

By: _____
/s/ DAVID M. DENTON
David M. Denton
Executive Vice President and Chief Financial Officer

Pursuant to the requirements of the Securities Exchange Act of 1934, this report has been signed below by the following persons on behalf of the registrant and in the capacities and on the dates indicated.

Signature	Title(s)	Date
<u>/s/ RICHARD M. BRACKEN</u> Richard M. Bracken	Director	February 9, 2016
<u>/s/ C. DAVID BROWN II</u> C. David Brown II	Director	February 9, 2016
<u>/s/ EVA C. BORATTO</u> Eva C. Boratto	Senior Vice President - Controller and Chief Accounting Officer (Principal Accounting Officer)	February 9, 2016
<u>/s/ ALECIA A. DECOUDREAU</u> Alecia A. DeCoudreaux	Director	February 9, 2016
<u>/s/ DAVID M. DENTON</u> David M. Denton	Executive Vice President and Chief Financial Officer (Principal Financial Officer)	February 9, 2016
<u>/s/ NANCY-ANN M. DEPARLE</u> Nancy-Ann M. DeParle	Director	February 9, 2016
<u>/s/ DAVID W. DORMAN</u> David W. Dorman	Chairman of the Board and Director	February 9, 2016
<u>/s/ ANNE M. FINUCANE</u> Anne M. Finucane	Director	February 9, 2016
<u>/s/ LARRY J. MERLO</u> Larry J. Merlo	President and Chief Executive Officer (Principal Executive Officer) and Director	February 9, 2016
<u>/s/ JEAN-PIERRE MILLON</u> Jean-Pierre Millon	Director	February 9, 2016
<u>/s/ RICHARD J. SWIFT</u> Richard J. Swift	Director	February 9, 2016
<u>/s/ WILLIAM C. WELDON</u> William C. Weldon	Director	February 9, 2016
<u>/s/ TONY L. WHITE</u> Tony L. White	Director	February 9, 2016

CVS HEALTH CORPORATION

DEFERRED STOCK COMPENSATION PLAN

Amended and Restated Effective October 1, 2015

CVS HEALTH CORPORATION

Deferred Stock Compensation Plan

Page

ARTICLE I – INTRODUCTION 1

- 1.1 Name of Plan. 1
- 1.2 Purpose of Plan. 1
- 1.3 “Top Hat” Pension Benefit Plan. 1
- 1.4 Funding. 1
- 1.5 Effective Date. 1
- 1.6 Administration. 1
- 1.7 Number and Gender. 1
- 1.8 Headings. 1

ARTICLE II – DEFINITIONS 2

- 2.1 Account. 2
- 2.2 Affiliate. 2
- 2.3 Beneficiary. 2
- 2.4 Board. 2
- 2.5 Change in Control. 2
- 2.6 Code. 2
- 2.7 Committee. 2
- 2.8 Deferral Account. 2
- 2.9 Deferred Stock. 2
- 2.10 Deferred Stock Compensation Election. 3
- 2.11 Disability. 3
- 2.12 Distribution Date. 3
- 2.13 Effective Date. 3
- 2.14 Eligible Executive. 3
- 2.15 Employee. 3
- 2.16 ERISA. 3

<u>2.17Exchange Act.</u>	3
<u>2.18Executive.</u>	3
<u>2.19Grandfathered Deferral Account.</u>	3
<u>2.20Participant.</u>	4
<u>2.21Plan Administrator.</u>	4
<u>2.22Plan Year.</u>	4
<u>2.23Retirement.</u>	4
<u>2.24Specified Employee.</u>	4
<u>2.25Specific Future Year.</u>	4
<u>2.26Stock.</u>	4
<u>2.27Termination of Employment.</u>	4
<u>2.28Trust.</u>	4
<u>2.29Trustee.</u>	4
<u>2.30Trust Agreement.</u>	4
<u>2.31Universal 409A Definition Document.</u>	5
<u>2.32Years of Service.</u>	5

ARTICLE III – ELIGIBILITY AND PARTICIPATION 6

<u>3.1Eligibility.</u>	6
<u>3.2Commencement of Participation.</u>	6
<u>3.3Termination of Participation.</u>	6

ARTICLE IV – DEFERRALS 7

<u>4.1Deferrals.</u>	7
<u>4.2Filing Requirements of Deferred Stock Compensation Elections.</u>	7
<u>4.3Modification or Revocation of Election by Participant.</u>	7

ARTICLE V – DEFERRAL ACCOUNTS 8

<u>5.1Establishment, Crediting of Amounts Deferred.</u>	8
<u>5.2Deferred Stock As Sole Investment Vehicle.</u>	8
<u>5.3Dividend Equivalents.</u>	8
<u>5.4Trusts.</u>	8

ARTICLE VI – DISTRIBUTION OF ACCOUNT 10

<u>6.1Distribution Elections – Timing of Payment.</u>	10
<u>6.2Disability Distributions.</u>	10
<u>6.3Distributions in the Event of Death.</u>	10

6.4 Distributions Upon Termination of Employment Other Than Retirement, Death or Disability. 10
6.5 Change in Control. 11
6.6 Form of Payment. 11
6.7 Change of Distribution Election. 11
6.8 Designation of Beneficiary. 12
6.9 Unclaimed Account. 13
6.10 Forfeited Stock. 13
6.11 Hardship Withdrawals. 13
6.12 Distribution of Grandfathered Deferral Account. 13
6.13 Form of Settlement. 13
6.14 Adjustments. 13

ARTICLE VII – ADMINISTRATION 15

7.1 Plan Administrator. 15
7.2 General Powers of Administration. 15
7.3 Costs of Administration. 15
7.4 Indemnification of Plan Administrator. 15
7.5 409A Compliance. 16
7.6 Sources of Stock: Limitation on Amount of Stock-Denominated Deferrals. 16

ARTICLE VIII – CLAIMS PROCEDURE 17

8.1 Claims. 17
8.2 Claim Decision. 17
8.3 Request for Review/Appeal. 17
8.4 Review of Decision. 17
8.5 Time Limit for Bringing Legal Action. 17

ARTICLE IX – MISCELLANEOUS 18

9.1 Not Contract of Employment. 18
9.2 Non-Assignability of Benefits. 18
9.3 Receipt and Release. 18
9.4 Withholding and Deduction and Taxes. 18
9.5 Amendment and Termination. 18
9.6 Compliance with Securities and Other Laws. 19
9.7 Provisions Relating to Section 16 of the Exchange Act. 19
9.8 No Trust Created. 19

<u>9.9Unsecured General Creditor Status of Employee.</u>	19
<u>9.10Limitation.</u>	19
<u>9.11Payment to Minors and Incompetents.</u>	20
<u>9.12Acceleration of or Delay in Payments.</u>	20
<u>9.13Severability.</u>	20
<u>9.14Governing Laws.</u>	20
<u>9.15Binding Effect.</u>	20

ARTICLE I– INTRODUCTION

1.1 Name of Plan.

CVS Health Corporation (the “Company”) hereby adopts the CVS Health Deferred Stock Compensation Plan as amended and restated as of October 1, 2015 (the “Plan”).

1.2 Purpose of Plan.

The purpose of the Plan is to provide certain eligible employees of the Company or an Affiliate authorized by the Committee to participate in the Plan with the opportunity to elect to defer receipt of shares of Stock under certain Stock-based compensation plans or arrangements.

1.3 “Top Hat” Pension Benefit Plan.

The Plan is an “employee pension benefit plan” within the meaning of ERISA. However, the Plan is unfunded and maintained for a select group of management or highly compensated employees and, therefore, it is intended that the Plan will be exempt from Parts 2, 3 and 4 of Title I of ERISA. The Plan is not intended to qualify under Section 401(a) of the Code.

1.4 Funding.

The Plan is unfunded. All benefits will be paid from the general assets of the Company. Participants in the Plan shall have the status of general unsecured creditors of the Company.

1.5 Effective Date.

The Plan was originally effective as of September 10, 1997, and amended and restated in its entirety effective as of October 1, 2015 to reflect certain design and administrative changes desired by the Company.

1.6 Administration.

The Plan shall be administered by the Deferred Compensation Plans Committee, as defined in Article VII.

1.7 Number and Gender.

Wherever appropriate herein, words used in the singular shall be considered to include the plural and words used in the plural shall be considered to include the singular. The masculine gender, where appearing in the Plan, shall be deemed to include the feminine gender. The feminine gender, where appearing in the Plan, shall be deemed to include the masculine gender.

1.8 Headings.

The headings of Articles and Sections herein are included solely for convenience, and if there is any conflict between such headings and the text of the Plan, the text shall control.

ARTICLE II – DEFINITIONS

For purposes of the Plan, the following words and phrases shall have the meanings set forth below, unless their context clearly requires a different meaning:

2.1 Account.

The Deferral Account and the Grandfathered Deferral Account maintained by the Company on behalf of each Participant pursuant to the Plan.

2.2 Affiliate.

A subsidiary of the Company, as defined in the Company's Universal 409A Definition Document.

2.3 Beneficiary.

The person or persons (which may include trusts) designated in writing (either by hand or electronic submission) by the Participant on the beneficiary designation form prescribed by the Plan Administrator to receive the amounts, if any, payable under the Plan upon the death of the Participant. In the absence of such written designation by the Participant, the Beneficiary shall mean, in the following order, the Participant's spouse, if any; the person named as the Participant's beneficiary under the Company's life insurance program; or the Participant's estate.

2.4 Board.

The Board of Directors of the Company.

2.5 Change in Control.

"Change in Control" as such term is defined in Section 10(e) of the CVS Health Corporation 2010 Incentive Compensation Plan (for deferrals prior to October 1, 2015, under Section 10(c) of the CVS Caremark Corporation 1997 Incentive Compensation Plan) which definition, for purposes of amounts subject to Section 409A of the Code, shall comply with Section 409A of the Code.

2.6 Code.

The Internal Revenue Code of 1986, as amended. References to any provision of the Code or regulation (including a proposed regulation) thereunder shall include any successor provisions or regulations.

2.7 Committee.

The Management Planning and Development Committee of the Board of Directors of the Company or any other directors of the Company designated as the Committee.

2.8 Deferral Account.

The bookkeeping account (or subaccount(s) thereof) maintained for each Participant to record any and all deferrals made under the Plan.

2.9 Deferred Stock.

A right to receive Stock at the end of a specified deferral period (including upon the occurrence of specified events).

2.10 Deferred Stock Compensation Election.

The written election (either by hand or electronic submission) including any amendments, attachments and appendices thereto as prescribed by the Plan Administrator, regardless of how it may be titled, under which the Participant agrees to defer receipt of Stock under an award in the form of units denominated in Stock to be received from the Company or an Affiliate. This election as to deferral and the related form and timing of distribution is made by the Participant and constitutes

the agreement entered into between the Company and a Participant for participation in the Plan. The Participant elects the terms of his or her deferral pursuant to the provisions of this Plan and the administrative procedures established by the Plan Administrator.

2.11 Disability.

"Disability" as defined in the Company's Long-Term Disability Plan.

2.12 Distribution Date.

The date on which a Participant's distribution is scheduled to be paid with respect to his or her Account under the Plan pursuant to his or her Deferred Stock Compensation Election, which date shall take into account any processing period.

2.13 Effective Date.

September 10, 1997.

2.14 Eligible Executive.

An Executive who is eligible to participate in the Plan as provided in Section 3.1(a).

2.15 Employee.

Any common-law full-time salaried exempt employee of the Company or an Affiliate who has been authorized by the Committee to participate in the Plan.

2.16 ERISA.

The Employee Retirement Income Security Act of 1974, as amended.

2.17 Exchange Act.

The Securities Exchange Act of 1934, as amended. References to any provision of the Exchange Act or rule thereunder shall include any successor provisions or rules.

2.18 Executive.

An Employee whose Base Salary (determined on the basis of a maximum forty (40) hour work week) equals or exceeds \$150,000 (as adjusted from time to time by the Committee).

2.19 Grandfathered Deferral Account.

The bookkeeping account (or subaccount(s)) maintained for each Participant to record the part of a Participant's Deferral Account that was earned and vested as of December 31, 2004 and not subject to Section 409A of the Code.

2.20 Participant.

Each Eligible Executive participating in the Plan as set forth in Section 3.2.

2.21 Plan Administrator.

The Deferred Compensation Plans Committee appointed pursuant to Section 7.1 to administer the Plan.

2.22 Plan Year.

A calendar year ending on December 31.

2.23 Retirement.

Termination of Employment with the Company and all Affiliates on or after (i) age fifty-five (55) and the completion of ten (10) or more Years of Service or, if earlier, (ii) age sixty (60) and the completion of five (5) or more Years of Service. For the Grandfathered Deferral Account, "Retirement" shall mean the Participant's termination of employment (i) at or after attaining age sixty (60) or (ii) at or after attaining age fifty-five (55) but prior to attaining age sixty (60), if such termination is approved in advance by the Plan Administrator.

2.24 Specified Employee.

"Specified Employee" as such term is defined in the Universal 409A Definition Document.

2.25 Specific Future Year.

A calendar year in the future elected by a Participant with respect to the distribution of his or her Account(s) (or subaccount(s) thereof) pursuant to the Plan.

2.26 Stock.

CVS Health Corporation Common Stock or any other equity securities of the Company designated by the Committee.

2.27 Termination of Employment.

"Termination of Employment" as such term is defined in the Universal 409A Definition Document.

2.28 Trust.

Any trust or trusts established or designated by the Company to hold Stock or other assets in connection with the Plan; provided, however, that the assets of such trusts shall remain subject to the claims of the general creditors of the Company.

2.29 Trustee.

The trustee of a Trust established under the Plan.

2.30 Trust Agreement.

The agreement entered into between the Company and the Trustee to carry out the purposes of the Plan, as amended or restated from time to time.

2.31 Universal 409A Definition Document.

The document developed by the Company for the purpose of defining terms relating to benefits or amounts in all plans covered by Section 409A of the Code and sponsored by the Company or any Affiliate.

2.32 Year of Service.

Twelve (12) months of continuous service with the Company and any of its Affiliates.

ARTICLE III– ELIGIBILITY AND PARTICIPATION

3.1 Eligibility.

- (a) An Employee who is an Executive on October 1st of a calendar year (or such other date in the calendar year as designated by the Committee) shall be eligible to participate in the Plan. The Committee may, in its sole discretion, designate other key employees of the Company or an Affiliate who are members of a select group of management or highly compensated employees as eligible to participate in the Plan.
- (b) Notwithstanding any Plan provision to the contrary, Employees must also be subject to the income tax laws of the United States in order to be eligible for participation in the Plan.
- (c) Subject to the provisions of Sections 3.3 and Section 4.1, an Eligible Executive shall remain eligible to continue participation in the Plan for each Plan Year following his or her initial year of participation in the Plan.

3.2 Commencement of Participation.

An Eligible Executive shall become a Participant effective as of the date that the Eligible Executive's first Deferred Stock Compensation Election becomes effective, provided that the Eligible Executive has provided such information as the Plan Administrator deems necessary to properly administer the Plan.

3.3 Termination of Participation.

- (a) Participation shall cease when the benefits that have been credited to a Participant's Deferral Account have been distributed to him or her.
- (b) Subject to the provisions of Section 4.3, a Participant shall only be eligible to make Deferred Stock Compensation Elections under the Plan for as long as he or she remains an Eligible Executive.
- (c) If a former Participant who has incurred a Termination of Employment with the Company and all Affiliates and whose participation in the Plan ceased under Section 3.3(a) is reemployed as an Executive, the former Participant may again become eligible to participate in accordance with the provisions of Section 3.1.

ARTICLE IV– DEFERRALS

4.1 Deferrals.

To the extent authorized by the Committee, a Participant may elect to defer any award or other compensation that is denominated in Stock to be received from the Company or an Affiliate, including shares issuable in connection with annual incentive awards or long term awards. In addition to any terms and conditions of deferral set forth under plans, programs or arrangements from which receipt of the Stock-denominated award is deferred, the Committee may impose limitations on the amounts permitted to be deferred and other terms and conditions of deferrals under the Plan. Any such limitations, and other terms and conditions of deferral, shall be set forth in the rules relating to the Plan or election forms, other forms, or instructions published by the Committee and/or the Plan Administrator.

4.2 Filing Requirements of Deferred Stock Compensation Elections.

Subject to the following provisions of this Section, during an annual enrollment period established by the Plan Administrator in any Plan Year, an Eligible Executive described in Section 3.1 may elect, subject to Section 4.1 above, to defer Stock-denominated awards by submitting a Deferred Stock Compensation Election during such annual enrollment period. Under no circumstances may a Participant defer Stock-denominated awards to which the Participant has attained, at the time of deferral, a legally enforceable right to current receipt of such Stock-denominated awards.

A Participant shall submit a Deferred Stock Compensation Election in the manner specified by the Plan Administrator and a Deferred Stock Compensation Election that is not timely filed shall be considered void and have no effect. If a Participant does not file a Deferred Stock Compensation Election applicable to his or her stock-denominated awards on or before the close of the applicable annual enrollment period (or such later date prescribed by the Plan Administrator), the Participant shall be deemed to have elected not to make a Deferred Stock Compensation Election for such awards.

Subject to the provisions of this Article, an Eligible Executive must file a new Deferred Stock Compensation Election for each award he or she elects to defer.

4.3 Modification or Revocation of Election by Participant.

- (a) Once a properly completed Deferred Stock Compensation Election form is received by the Company, the elections of the Participant shall be irrevocable: provided however, that subject to the requirements of Section 409A of the Code, the Committee and/or Plan Administrator may, in its discretion, permit a Participant to elect a further deferral of amounts credited to a Deferral Account by filing a later election form in accordance with Section 6.7, below.
- (b) If a Participant ceases to be an Executive after the date a Deferred Stock Compensation Election becomes effective but continues to be employed by the Company or an Affiliate, he or she shall continue to be a Participant and his or her Deferred Stock Compensation Election currently in effect shall remain in force, but such Participant shall not be eligible to make any further Deferred Stock Compensation Elections until such time as he or she shall once again become an Eligible Executive.

ARTICLE V– DEFERRAL ACCOUNTS

5.1 Establishment; Crediting of Amounts Deferred.

One or more Deferral Accounts will be established for each Participant, as determined by the Plan Administrator. The amount of Stock-denominated awards deferred with respect to each Deferral Account will be credited to such Account as of the date on which such amounts would have been paid to the Participant but for the Participant's election to defer receipt hereunder. Unless otherwise determined by the Plan Administrator, shares will be credited to the Participant's Deferral Account as units of Deferred Stock (as opposed to cash amounts valued by reference to the market price of Stock). With respect to any fractional shares of Stock-denominated awards, the Plan Administrator shall either pay such fractional shares to the Participant in cash, credit the Deferral Account with cash in lieu of depositing fractional shares into the Deferral Account, or credit the Deferral Account with a fraction of a share calculated to at least three decimal places, as determined by the Plan Administrator.

5.2 Deferred Stock As Sole Investment Vehicle.

Amounts credited as Deferred Stock to a Participant's Deferral Account may not be reallocated or deemed reinvested in any other investment vehicle, but shall remain as Deferred Stock until such time as the Deferral Account is settled in accordance with Article VI.

5.3 Dividend Equivalents.

Except as provided in Section 5.4, dividend equivalents will be credited on Deferred Stock credited to a Participant's Deferral Account as follows:

- (a) *Cash and Non-Stock Dividends.* If the Company declares and pays a dividend on Stock in the form of cash or property other than shares of Stock, then a number of additional shares of Deferred Stock shall be credited to a Participant's Deferral Account as of the payment date for such dividend equal to (A) the number of shares of Deferred Stock credited to the Deferral Account as of the record date for such dividend, multiplied by (B) the amount of cash plus the fair market value of any property other than shares actually paid as a dividend on each share at such payment date, divided by (C) the fair market value of a share of Stock at such payment date.
- (b) *Stock Dividends and Splits.* If the Company declares and pays a dividend on Stock in the form of additional shares of Stock, or there occurs a forward split of Stock, then a number of additional shares of Deferred Stock shall be credited to the Participant's Deferral Account as of the payment date for such dividend or forward Stock split equal to (A) the number of shares of Deferred Stock credited to the Deferral Account as of the record date for such dividend or split, multiplied by (B) the number of additional shares actually paid as a dividend or issued in such split in respect of each share of Stock.

5.4 Trusts.

The Committee may, in its discretion, establish one or more Trusts (including sub-accounts under such Trusts) and deposit therein shares of Stock equal in number to the number of shares of Deferred Stock then credited to a Participant's Deferral Account (or a specified subaccount). In such case, the provisions of Section 5.3 notwithstanding, the dividend equivalents payable on the Participant's Deferred Stock shall be equal to the actual dividends paid on the shares deposited in such Trust (which dividends shall be reinvested by the Trustee in additional shares of Stock), and shares may be delivered in settlement of the Participant's Deferred Stock from the assets in such Trusts. The Participant's rights with respect to directing the voting of shares held in such Trust or otherwise relating to such shares shall be determined by the Plan Administrator in its sole discretion.

ARTICLE VI– DISTRIBUTION OF ACCOUNT

6.1 Distribution Elections – Timing of Payment.

- (a) Subject to the limitations set forth in this Article VI, each time a Participant makes a Deferred Stock Compensation Election, the Participant shall designate on that applicable Deferred Compensation Election, that the distribution of such deferrals shall be made or commence as the case may be pursuant to Section 6.6 as of (i) the Participant's Retirement; or (ii) a Specific Future Year not later than the Plan Year in which the Participant attains age seventy-one (71)

A Participant may choose different options with respect to each Deferred Stock Compensation Election. A Participant may not change the election made pursuant to the provisions of this Section 6.1, except as otherwise provided in Section 6.7 below.

- i. *Retirement.* The distribution of the portion of a Participant's Deferral Account (or subaccount(s)) that is deferred to Retirement under this Section shall commence on the first business day in the January next following his or her Retirement, pursuant to the provisions of Section 6.6, provided, however, that with respect to a Participant who is a Specified Employee as of the date of his or her Retirement, payment of any portion of his or her Deferral Account (or any subaccount(s) thereof) that is subject to Section 409A of the Code will be delayed until the first business day of the seventh (7th) month following the date such Retirement occurs.
- ii. *Specific Future Year.* In the event a Participant elects to have the distribution of such deferrals made or commence as of a Specific Future Year, subject to rules established by the Plan Administrator, the deferral period must be at least five (5) Plan Years. The distribution of the portion of a Participant's Deferral Account (or subaccount(s)) that is deferred to a Specific Future Year shall commence on the first business day of January in that specific year pursuant to the provisions of Section 6.6.

6.2 Disability Distributions.

Notwithstanding the foregoing, if a Participant has a Termination of Employment because he or she has become Disabled, as determined by the Plan Administrator, such Participant will receive his or her entire Deferral Account in a single lump sum payment (including a Deferral Account with respect to which one or more installment payments have previously been made) which shall be made within seventy-five (75) days from the date of the Participant's Termination of Employment.

6.3 Distributions in the Event of Death.

Notwithstanding the foregoing, in the event of a Participant's death, the Participant's Beneficiary will receive a single lump sum payment in settlement of any Deferral Account (including a Deferral Account with respect to which one or more installment payments have previously been made) which shall be made within seventy-five (75) days following death.

6.4 Distributions Upon Termination of Employment Other Than Retirement, Death or Disability.

Notwithstanding the foregoing, in the event a Participant incurs a Termination of Employment from the Company and all Affiliates for any reason other than Retirement, death or Disability, said Participant will receive his or her entire Deferral Account in a single lump sum payment (including a Deferral Account with respect to which one or more installment payments have previously been made). Such payment shall be made within seventy-five (75) days of the date the Participant's Termination of Employment occurs; provided, however, that with respect to a Participant who is a Specified Employee as of the date of his or her Termination of Employment for reasons other than death, payment of any portion of his or her Deferral Account (or any subaccount(s) thereof) pursuant to the provisions of this Section 6.4 will be delayed until the first business day of the seventh (7th) month following the date such Termination of Employment occurs.

6.5 Change in Control.

Payments in settlement of any Deferral Account (including a Deferral Account with respect to which one or more installment payments have previously been made) shall be made in a single lump sum within forty-five (45) business days following a Change in Control.

6.6 Form of Payment.

- (a) *Installments.* Substantially equal annual installments, as elected by the Participant, from two (2) to ten (10) years. The initial installment of an annual payment stream will begin as of the first business day of the January (a) next following the Participant's date of Retirement

or (b) of the Specific Future Year, as the case may be. Subsequent annual payments will be as of the first business day of each subsequent calendar year of the installment period. Each installment will be equal to a fraction of the Account balance (or subaccount(s) thereof) as of the date the installment is paid, with the numerator of the fraction being "1" and the denominator being the number of payments remaining in the payment schedule.

Notwithstanding the foregoing provisions of this paragraph (a), if a Participant dies before receiving payment of the entire balance of his or her Deferral Account under the provisions of this Section, the remaining value of such Accounts shall be payable to his or her Beneficiary in accordance with the provisions of Section 6.8.

- (b) *Lump sum.* A Participant may elect distribution in the form of a single lump sum payment. Except for Specified Employees, distribution shall be made as of the first business day of the January (a) next following the Participant's date of Retirement or (b) of the Specific Future Year, as the case may be, in accordance with the provisions of set forth in Section 6.1.
- (c) Distributions to a Participant made pursuant to Section 6.1 will occur pursuant to the Participant's payment elections at the time he or she submits the applicable Deferred Stock Compensation Election. A Participant may choose different forms of payment with respect to each Deferred Stock Compensation Election. In the absence of an election of the form of payment by a Participant on a Deferred Stock Compensation Election, the portion of the Participant's Account deferred pursuant to that Deferred Stock Compensation Election, adjusted pursuant to the provisions of Article V, shall be paid in a single lump sum.
- (d) A Participant shall not change his or her form of payment election, except as otherwise provided in Section 6.7 below.

6.7 Change of Distribution Election.

- (a) In accordance with such procedures as the Plan Administrator may prescribe, a Participant may elect to change his or her Specific Future Year election under Section 6.1(a)(ii) with respect to a portion of his or her Deferral Account to a later Specific Future Year by duly completing, executing and filing with the Plan Administrator a new Specific Future Year election applicable to such Deferrals, subject to the following limitations:
 - i. such election must be made at least twelve (12) months prior to the Specific Future Year then in effect with respect to that portion of his or her Deferral or Account (or subaccount(s) thereof), and such election will not become effective until at least twelve (12) months after the date on which the election is made; and
 - ii. the new Specific Future Year shall be a calendar year that is not less than five (5) years from the Specific Future Year then in effect.

Notwithstanding the foregoing, a Participant may elect to delay his or her distribution from an elected Specific Future Year to the later of Retirement or a new Specific Future Year that is at least five (5) years from the Specific Future Year then in effect, provided the election is made in accordance with the foregoing provisions of this Section 6.7(a). A Participant may elect to delay his or her distribution from an elected Specific Future Year pursuant to this Section 6.7 (a) more than once, provided that all such elections comply with the provisions of this Section 6.7(a).

- (b) In accordance with such procedures as the Plan Administrator may prescribe, a Participant may elect to delay the payment of a portion of his or her Deferral Account (or any subaccount(s) thereof) scheduled to be paid at his or her Retirement to his or her Retirement plus five

(5) calendar years by duly completing, executing and filing with the Plan Administrator a new Retirement election applicable to such deferrals; provided, however such election must be made at least twelve (12) months prior to Retirement and shall not become effective until at least twelve (12) months after the date on which the election is made.

- (c) In accordance with such procedures as the Plan Administrator may prescribe, a Participant may elect to change the form of payment election under Section 6.6 applicable to his or her distribution under Section 6.1(a)(i) or (ii) by duly completing, executing and filing with the Plan Administrator a new form of payment election applicable to such deferrals, subject to the following limitations:
- i. such election must be made at least twelve (12) months prior to the Specific Future Year then in effect with respect to that portion of his or her Deferral Account (or subaccount(s) thereof), and such election will not become effective until at least twelve (12) months after the date on which the election is made; and
 - ii. the distribution of that portion of his or her Deferral Account (or subaccount(s) thereof) shall be deferred for five (5) years from the date such amount would otherwise have been paid absent this election.
- (d) It is the Company's intent that the provisions of Sections 6.7(a), (b) and (c) comply with the subsequent election provisions in Section 409A(a)(4)(C) of the Code, related regulations and other applicable guidance, and this Section 6.7 shall be interpreted accordingly. The Plan Administrator may impose additional restrictions or conditions on a Participant's ability to make an election pursuant to this Section 6.7. For avoidance of doubt, a Participant may not elect to alter the distribution of any portion of his or her Deferral Account (or any subaccount(s) thereof) from Retirement to a Specific Future Year or, except as provided in paragraph (a) above, from a Specific Future Year to Retirement.

6.8 Designation of Beneficiary.

Each Participant shall have the right to designate a Beneficiary to receive payment of his or her Account in the event of death. Any such designation may be changed at any time by executing and submitting (either by hand or electronic submission) a new designation on a form prescribed by the Plan Administrator.

6.9 Unclaimed Account.

If the Plan Administrator is unable to locate a Participant or Beneficiary to whom an Account is payable, such Account may be forfeited to the Company upon the Plan Administrator's determination. Notwithstanding the foregoing, if subsequent to any such forfeiture, the Participant or Beneficiary to whom such Account is payable makes a valid claim, such forfeited Account shall be restored to the Plan and paid by the Company.

6.10 Forfeited Stock.

To the extent that Stock (i) is deposited in a Trust pursuant to Section 5.4 in connection with a deferral of a Stock-denominated award under any plan, program, employment agreement or other arrangement and (ii) is forfeited pursuant to the terms of such plan, program, agreement or arrangement, the Participant shall not be entitled to the value of such Stock and other property related thereto (including without limitation, dividends thereon) or other award or amount, or proceeds thereof. Any Stock forfeited shall be returned to the Company.

6.11 Hardship Withdrawals.

A Participant may apply in writing to the Plan Administrator for, and the Plan Administrator may grant, a hardship withdrawal of all or any part of a Participant's Deferral Account if the Plan Administrator, in its sole discretion, determines that the Participant has incurred an Unforeseeable Emergency, as defined in the Universal 409A Definition Document.

The Plan Administrator shall determine whether an event qualifies as a hardship within this Section, in its sole and absolute discretion. Such request shall be made in a time and manner determined by the Plan Administrator. The payment made from a Participant's Deferral Account (or any subaccount(s) thereof) pursuant to the provisions of this Section 6.10 shall not be in excess of the amount necessary to meet such financial hardship of the Participant, including amounts necessary to pay any federal, state or local income taxes with respect to the payment and shall not be available unless all other financial resources of the Participant have been exhausted. Payment shall be made in the month following the date the Plan Administrator determines that the Participant has incurred an unforeseeable severe financial hardship and grants the right to a withdrawal pursuant to this Section 6.10.

6.12 Distribution of Grandfathered Deferral Account.

Notwithstanding the foregoing provisions of this Article VI, the distribution from a Participant's Grandfathered Deferral Account (or subaccount(s)) shall be made pursuant to the provisions of the Plan as set forth on October 3, 2004, without regard to any amendments after October 3, 2004 which would constitute a material modification for Section 409A of the Code, as modified in Appendix A attached hereto.

6.13 Form of Settlement.

The Company shall settle a Participant's Deferral Account, and discharge all of its obligations to pay deferred compensation under the Plan with respect to such Deferral Account, by delivery of shares of Stock, including shares of Stock delivered out of the assets of any Trust.

6.14 Adjustments.

In the event that any dividend or other distribution (whether in the form of cash, Stock, or other property), recapitalization, forward or reverse split, reorganization, merger, consolidation, spin-off, combination, repurchase, share exchange, liquidation, dissolution or other similar corporate transaction or event affects the Stock such that an adjustment is determined by the Administrator or the Committee to be appropriate in order to prevent dilution or enlargement of a Participant's rights under the Plan, then the Plan Administrator or the Committee shall, in such manner as it may deem equitable, adjust any or all of the number and kind of shares of Stock to be issued upon settlement of Deferred Stock then credited to a Deferral Account under the Plan.

ARTICLE VII – ADMINISTRATION

7.1 Plan Administrator.

The Plan shall be administered by the Deferred Compensation Plans Committee, appointed by the Committee as Plan Administrator. The Plan Administrator shall be responsible for the general operation and administration of the Plan and for carrying out the provisions thereof. The Plan Administrator may delegate to others certain aspects of the management and operations of the Plan including the employment of advisors and the delegation of ministerial duties to qualified individuals, provided that such delegation is in writing.

7.2 General Powers of Administration.

The Plan Administrator shall have the exclusive responsibility and complete discretionary authority to control the operation, management and administration of the Plan, with all powers necessary to enable it properly to carry out such responsibilities, including, but not limited to, the power to interpret the Plan and any related documents, to establish procedures for making any elections called for under the Plan, to make factual determinations regarding any and all matters arising hereunder, including, but not limited to, the right to determine eligibility for benefits, the right to construe the terms of the Plan, the right to remedy possible ambiguities, inequities, inconsistencies or omissions, and the right to resolve all interpretive, equitable or other questions arising under the Plan. The decisions of the Plan Administrator or such other party as is authorized under the terms of any grantor trust on all matters shall be final, binding and conclusive on all persons to the extent permitted by law. The Plan Administrator shall have all powers necessary or appropriate to enable it to carry out its administrative duties. Not in limitation, but in application of the foregoing, the Plan Administrator shall have the duty and power to interpret the Plan and determine all questions that may raise hereunder as to the status and rights of Employees, Participants, Beneficiaries, and any other person. The Plan Administrator may exercise the powers hereby granted in its sole and absolute discretion. No member of the Deferred Compensation Plans Committee shall be personally liable for any actions taken by the Plan Administrator unless the member's action involves gross negligence or willful misconduct.

7.3 Costs of Administration.

The costs of administering the Plan shall be borne by the Company unless and until the Participant receives written notice of the imposition of such administrative costs; with such costs to begin with the next Plan Year and none may be assessed retroactively for prior Plan Years.

Such costs shall be charged against the Participant's Account and shall be uniform or proportional for all Participants. Such costs shall not exceed the standard rates for similarly designed nonqualified plans under administration by high quality third party administrators at the time such costs are initially imposed and thereafter.

7.4 Indemnification.

The Company shall indemnify each director, officer or employee of the Company or any Affiliate and each member of the Committee and Deferred Compensation Plans Committee, including any subcommittee or delegates thereof, against any and all claims, losses, damages, expenses, including attorney's fees, incurred by them, and any liability, including any amounts paid in settlement with their approval, arising from their action or failure to act, except when the same is judicially determined to be attributable to their gross negligence or willful misconduct, as a result of the fact that he or she is or was serving the Plan in any capacity at the request of the Company.

7.5 409A Compliance.

With respect to the accounts subject to Section 409A of the Code, the Plan is intended to comply with the requirements of Section 409A of the Code and the provisions hereof shall be interpreted in a manner that satisfies the requirements of Section 409A of the Code and the regulations thereunder, and the Plan shall be operated accordingly. Regardless of, and superseding any other provision of the Plan to the contrary, if any provision of the Plan would otherwise frustrate or conflict with this intent, the provision will be interpreted and deemed amended so as to avoid this conflict. With respect to a Participant who is a Specified Employee as of the date of his or her Termination of Employment for reasons other than death, payment of any amounts subject to Section 409A of the Code on account of his or her Termination of Employment will be delayed until the first day of the seventh (7th) month following the date such Termination of Employment occurs.

7.6 Sources of Stock: Limitation on Amount of Stock-Denominated Deferrals.

If shares of Stock are deposited under the Plan in a Trust pursuant to Section 5.4 in connection with a deferral of a Stock-denominated award under another plan, program, employment agreement or other arrangement that provides for the issuance of shares, the shares so deposited shall be deemed to have originated, and shall be counted against the number of shares reserved, under such other plan, program or arrangement. Shares of Stock actually delivered in settlement of Deferral Accounts shall be originally issued shares or treasury shares, in the discretion of the Plan Administrator.

ARTICLE VIII– CLAIMS PROCEDURE

8.1 Claims.

A person who believes that he or she is being denied a benefit to which he or she is entitled under the Plan (hereinafter referred to as a "Claimant") may file a written request for such benefit with the Plan Administrator, setting forth his or her claim. The request must be addressed to the Senior Vice President, Compensation and Benefits, at the Company's then principal place of business.

8.2 Claim Decision.

Upon receipt of a claim, the Plan Administrator or its delegate shall review and determine the claim within ninety (90) days. If the Plan Administrator determines that additional time is needed to review the claim, the Plan Administrator will provide the Claimant with a notice of the extension before the end of the initial ninety (90)-day period. The notice of extension will provide the date by which the Plan Administrator expects to make a decision.

If the claim is denied in whole or in part, the Plan Administrator shall notify the Claimant in writing of the following:

- (a) The reason or reasons for such denial;
- (b) The pertinent provisions of the Plan;
- (c) Appropriate information as to the steps to be taken if the Claimant wishes to submit the claim for review; and
- (d) The time limits for requesting a review under this Section.

8.3 Request for Review/Appeal.

Within sixty (60) days after the receipt by the Claimant of the initial written notice of a denial, the Claimant may request in writing that the initial determination be reviewed. Such request must be addressed to the Senior Vice President, Compensation and Benefits, at the Company's then principal place of business. The Claimant or his or her duly authorized representative may, but need not, submit issues and comments in writing for consideration by the Appeals Committee, a subcommittee of the Deferred Compensation Plans Committee. If the Claimant does not request a review of the initial determination within such sixty (60)-day period, he or she shall be barred and stopped from challenging the Plan Administrator's initial determination.

8.4 Review of Decision.

Within sixty (60) days after the Plan Administrator's receipt of a request for review, the Appeals Committee of the Plan Administrator will review the Plan Administrator's initial determination. After considering all materials presented by the Claimant, the Appeals Committee will render a written decision, setting forth the reasons for the decision and containing references to the pertinent

provisions of the Plan. If the Appeals Committee requires an extension of the sixty (60)-day time period, the Appeals Committee will so notify the Claimant and will render the decision as soon as possible, but no later than one hundred twenty (120) days after receipt of the request for review.

8.5 Time Limit for Bringing Legal Action.

Any legal action by the Claimant must be brought within ninety (90) days following the date of the decision on the final review under Section 8.4 above.

ARTICLE IX– MISCELLANEOUS

9.1 Not Contract of Employment.

The adoption and maintenance of the Plan shall not be deemed to be a contract between the Company or an Affiliate and any person and shall not be consideration for the employment of any person. Nothing herein contained shall be deemed to give any person the right to be retained in the employ of the Company or an Affiliate or to restrict the right of the Company or an Affiliate to discharge any person at any time nor shall the Plan be deemed to give the Company or an Affiliate the right to require any person to remain in the employ of the Company or an Affiliate or to restrict any person's right to terminate his or her employment at any time.

9.2 Non-Assignability of Benefits.

No Participant, Beneficiary or distributees of benefits under the Plan shall have any power or right to transfer, assign, anticipate, hypothecate or otherwise encumber any part or all of the amounts payable hereunder, which are expressly declared to be unassignable and nontransferable. Any such attempted assignment or transfer shall be void. No amount payable hereunder shall, prior to actual payment thereof, be subject to seizure by any creditor of any such Participant, Beneficiary or other distributees for the payment of any debt judgment or other obligation, by a proceeding at law or in equity, nor transferable by operation of law in the event of the bankruptcy, insolvency or death of such Participant, Beneficiary or other distributee hereunder.

9.3 Receipt and Release.

Payments (in any form) to any Participant or Beneficiary in accordance with the provisions of the Plan shall, to the extent thereof, be in full satisfaction of all claims for any compensation deferred, or otherwise relating to any Deferral Account, under the Plan against the Company or any subsidiary thereof, the Committee, or the Plan Administrator. In the case of any payment under the Plan of less than all amounts then credited to a Deferral Account in the form of Stock, the amounts paid shall be deemed to relate to the Stock credited to the account at the earliest time.

9.4 Withholding and Deduction and Taxes.

All deferrals and payments provided for hereunder shall be subject to applicable withholding and other deductions as shall be required of the Company under any applicable local, state or federal law. The Company may require that the Participant or Beneficiary making a deferral or receiving payments pay to the Company the amount of any federal, state or local taxes, if any, that the Company or any Affiliate is required to withhold with respect to such deferrals or payments or the Company or any Affiliate may deduct from other wages paid by the Company or any Affiliate the amount of any withholding taxes due with respect to such deferrals or payments. A Participant or Beneficiary shall be solely responsible for any tax consequences related to deferrals or payments made under the Plan. The Company shall have no obligation to make any payment under the Plan until the Company's or any Affiliate's tax withholding obligations have been satisfied by the Participant or Beneficiary.

9.5 Amendment and Termination.

The Committee or its delegate may from time to time, in its discretion, amend, in whole or in part, any or all of the provisions of the Plan; provided, however, that no amendment may be made that would impair the rights of a Participant with respect to amounts already allocated to his or her Account without the Participant's consent. To the extent consistent with the rules relating to plan terminations and liquidations in Treas. Reg. Section 1.409A-3(j)(4)(ix) or otherwise consistent with Section 409A of the Code, the Committee, in its sole discretion, may terminate the Plan and any related Deferred Stock Compensation Election at any time and in that event the Committee may provide that, without the prior written consent of Participants, the Participants' Accounts shall be distributed in a single lump sum in shares. In the event of a Plan termination, the distribution of a Participant's Grandfathered Deferral Account shall be made pursuant to the provisions of the Plan as set forth on October 3, 2004, without regard to any amendments after October 3, 2004 which would constitute a material modification for Section 409A of the Code, as modified in Appendix A attached hereto.

9.6 Compliance with Securities and Other Laws.

Notwithstanding any Plan provision to the contrary, the Committee may at any time impose such restrictions on the Plan and participation therein, including limiting the amount of any deferral or the timing thereof, as the Committee may deem advisable from time to time in order to comply or preserve compliance with any applicable laws, including any applicable state and federal securities laws and exemptions from registration available thereunder.

The Company shall impose such restrictions on Stock delivered to a Participant hereunder and any other interest constituting a security as it may deem advisable in order to comply with the Securities Act of 1933, as amended, the requirements of the New York Stock Exchange or any other stock exchange or automated quotation system upon which the Stock is then listed or quoted, any applicable state securities laws, any provision of the Company's Certificate of Incorporation or Bylaws, or any other law, regulation, or binding contract to which the Company is a party.

9.7 Provisions Relating to Section 16 of the Exchange Act.

With respect to a Participant who is then subject to the reporting requirements of Section 16(a) of the Exchange Act, the Committee and Plan Administrator shall implement transactions under the Plan and administer the Plan in a manner that will ensure that each transaction by such a Participant is exempt from or otherwise not subject to liability under Rule 16b-3, except that such a Participant may be permitted to engage in a non-exempt transaction under the Plan if written notice is given to the Participant regarding the non-exempt nature of such transaction.

9.8 No Trust Created.

Nothing contained in the Plan and no action taken pursuant to its provisions by the Company or any person, shall create, nor be construed to create, a trust of any kind or a fiduciary relationship between the Company or an Affiliate and the Participant, Beneficiary, or any other person.

9.9 Unsecured General Creditor Status of Employee.

The Plan is intended to constitute an "unfunded" plan for deferred compensation and Participants shall rely solely on the unsecured promise of the Company for payment hereunder. With respect to any payment not yet made to a Participant under the Plan, nothing contained in the Plan shall give a Participant any rights that are greater than those of a general unsecured creditor of the Company; provided, however, that the Committee may authorize the creation of Trusts, including but not limited to the Trusts referred to in Section 5.4 hereof, or make other arrangements to meet the Company's obligations under the Plan, which Trusts or other arrangements shall be consistent with the "unfunded" status of the Plan unless the Committee otherwise determines with the consent of each affected Participant.

No Participant shall have any of the rights or privileges of a stockholder of the Company under the Plan, including as a result of the crediting of Stock-denominated units or other amounts to a Deferral

Account, or the creation of any Trust and deposit of such Stock therein, except at such time as Stock may be actually delivered to the Participant in settlement of a Deferral Account.

9.10 Limitation.

A Participant and his or her Beneficiary shall assume all risk in connection with any decrease in value of the Deferral Account, and neither the Company nor the Committee or the Plan Administrator shall be liable or responsible therefor.

9.11 Payment to Minors and Incompetents.

If any Participant, spouse, or Beneficiary entitled to receive any benefits hereunder is a minor or is deemed by the Plan Administrator or is adjudicated to be legally incapable of giving a valid receipt and discharge for such benefits, the benefits will be paid to the person or entity as the Plan Administrator determines has been appointed or established to receive such payment on behalf of such person. Such payment shall, to the extent made, be deemed a complete discharge of any payment obligation under the Plan.

9.12 Acceleration of or Delay in Payments.

The Plan Administrator, in its sole and absolute discretion, may elect to accelerate the time or form of payment of a benefit owed to the Participant hereunder, provided such acceleration is permitted under Treas. Reg. Section 1.409A-3(j)(4) and any subsequent guidance. The Plan Administrator may also, in its sole and absolute discretion, delay the time for payment of a benefit owed to the Participant hereunder, to the extent permitted under Treas. Reg. Section 1.409A-2(b)(7) and any subsequent guidance.

9.13 Severability.

If any provision of the Plan shall be held illegal or invalid for any reason, said illegality or invalidity shall not affect the remaining provisions hereof; instead, each provision shall be fully severable and the Plan shall be construed and enforced as if said illegal or invalid provision had never been included herein.

9.14 Governing Laws.

All provisions of the Plan shall be construed in accordance with the laws of Rhode Island, except to the extent preempted by federal law.

9.15 Binding Effect.

The terms of the Plan shall be binding on each Participant and his or her heirs and legal representatives and on the Company and its successors and assigns.

CVS HEALTH CORPORATION

DEFERRED COMPENSATION PLAN

Amended and Restated Effective October 1, 2015

CVS HEALTH CORPORATION

Deferred Compensation Plan

Page

ARTICLE I – INTRODUCTION 1

- 1.1 Name of Plan. 1
- 1.2 Purpose of Plan. 1
- 1.3 “Top Hat” Pension Benefit Plan. 1
- 1.4 Funding. 1
- 1.5 Effective Date. 1
- 1.6 Administration. 1
- 1.7 Number and Gender. 1
- 1.8 Headings. 1

ARTICLE II – DEFINITIONS 2

- 2.1 Account. 2
- 2.2 Affiliate. 2
- 2.3 Annual Cash Incentive. 2
- 2.4 Annual Cash Incentive Deferral. 2
- 2.5 Base Salary. 2
- 2.6 Base Salary Deferral. 2
- 2.7 Beneficiary. 2
- 2.8 Board. 3
- 2.9 Change in Control. 3
- 2.10 Code. 3
- 2.11 Commissions. 3
- 2.12 Commissions Deferral. 3
- 2.13 Committee. 3
- 2.14 Company Account. 3
- 2.15 Company Contribution. 3
- 2.16 CVS Caremark Retention Payment. 3

<u>2.17</u>	<u>Deferrals.</u>	4
<u>2.18</u>	<u>Deferral Account.</u>	4
<u>2.19</u>	<u>Deferred Compensation Election.</u>	4
<u>2.20</u>	<u>Disability.</u>	4
<u>2.21</u>	<u>Distribution Date.</u>	4
<u>2.22</u>	<u>Effective Date.</u>	4
<u>2.23</u>	<u>Elective Deferrals.</u>	4
<u>2.24</u>	<u>Eligible Executive.</u>	4
<u>2.25</u>	<u>Employee.</u>	4
<u>2.26</u>	<u>ERISA.</u>	4
<u>2.27</u>	<u>Executive.</u>	4
<u>2.28</u>	<u>Future Fund.</u>	5
<u>2.29</u>	<u>Grandfathered Company Account.</u>	5
<u>2.30</u>	<u>Grandfathered Deferral Account.</u>	5
<u>2.31</u>	<u>Lost Matching Contributions.</u>	5
<u>2.32</u>	<u>Participant.</u>	5
<u>2.33</u>	<u>Plan Administrator.</u>	5
<u>2.34</u>	<u>Plan Year.</u>	5
<u>2.35</u>	<u>Qualified Future Fund Matching Contribution.</u>	5
<u>2.36</u>	<u>Retirement.</u>	5
<u>2.37</u>	<u>Specified Employee.</u>	5
<u>2.38</u>	<u>Specific Future Year.</u>	5
<u>2.39</u>	<u>Termination of Employment.</u>	6
<u>2.40</u>	<u>Universal 409A Definition Document.</u>	6
<u>2.41</u>	<u>Valuation Date.</u>	6
<u>2.42</u>	<u>Year of Service.</u>	6

ARTICLE III – ELIGIBILITY AND PARTICIPATION 7

<u>3.1</u>	<u>Eligibility.</u>	7
<u>3.2</u>	<u>Commencement of Participation.</u>	7
<u>3.3</u>	<u>Termination of Participation.</u>	7

ARTICLE IV – DEFERRALS & COMPANY CONTRIBUTIONS 8

<u>4.1</u>	<u>Deferrals.</u>	8
<u>4.2</u>	<u>Filing Requirements of Deferred Compensation Elections.</u>	8

4.3 Modification or Revocation of Election by Participant. 9

4.4 Company Contributions and Other Deferrals. 9

4.5 Deferral and Contribution Timing. 11

ARTICLE V – ACCOUNTS 12

5.1 Establishment of Bookkeeping Accounts. 12

5.2 Subaccounts. 12

5.3 Hypothetical Nature of Accounts. 12

5.4 Vesting. 12

5.5 Deferral Crediting Options. 12

5.6 Hypothetical Gains or Losses. 13

ARTICLE VI – DISTRIBUTION OF ACCOUNT 14

6.1 Distribution Elections – Timing of Payment. 14

6.2 Disability Distributions. 14

6.3 Distributions in the Event of Death. 14

6.4 Distributions Upon Termination of Employment Other Than Retirement, Death or Disability. 15

6.5 Change in Control. 15

6.6 Form of Payment. 15

6.7 Change of Distribution Election. 16

6.8 Account Valuation upon a Distribution. 17

6.9 Designation of Beneficiary. 17

6.10 Unclaimed Account. 17

6.11 Hardship Withdrawals. 17

6.12 Distribution of Grandfathered Deferral Account and the Grandfathered Company Account. 18

ARTICLE VII – ADMINISTRATION 19

7.1 Plan Administrator. 19

7.2 General Powers of Administration. 19

7.3 Costs of Administration. 19

7.4 Indemnification of Plan Administrator. 19

7.5409A Compliance. 20

ARTICLE VIII – CLAIMS PROCEDURE 21

8.1 Claims. 21

8.2 Claim Decision. 21

8.3 Request for Review/Appeal. 21

8.4Review of Decision. 21
8.5Time Limit for Bringing Legal Action. 21

ARTICLE IX – MISCELLANEOUS 22

9.1Not Contract of Employment. 22
9.2Non-Assignability of Benefits. 22
9.3Withholding and Deduction and Taxes. 22
9.4Amendment and Termination. 22
9.5Compliance with Securities and Other Laws. 23
9.6No Trust Created. 23
9.7Unsecured General Creditor Status of Employee. 23
9.8Limitation. 23
9.9Payment to Minors and Incompetents. 23
9.10Acceleration of or Delay in Payments. 24
9.11Severability. 24
9.12Governing Laws. 24
9.13Binding Effect. 24

APPENDIX A – PROVISIONS APPLICABLE TO A PARTICIPANT’S GRANDFATHERED DEFERRAL ACCOUNT AND GRANDFATHERED COMPANY ACCOUNT 25

ARTICLE I – INTRODUCTION

1.1 Name of Plan.

CVS Health Corporation (the "Company") hereby adopts the CVS Health Deferred Compensation Plan as amended and restated as of October 1, 2015 (the "Plan").

1.2 Purpose of Plan.

The purpose of the Plan is to provide certain eligible employees of the Company or an Affiliate authorized by the Committee to participate in the Plan the opportunity to defer elements of his or her compensation which might not otherwise be deferrable under other plans maintained by the Company or an Affiliate and to make deferrals and receive contributions that would be obtainable under the 401(k) and Employee Stock Ownership Plan of CVS Health Corporation and Affiliated Companies ("Future Fund") in the absence of certain restrictions and limitations in the Internal Revenue Code.

1.3 "Top Hat" Pension Benefit Plan.

The Plan is an "employee pension benefit plan" within the meaning of ERISA. However, the Plan is unfunded and maintained for a select group of management or highly compensated employees and, therefore, it is intended that the Plan will be exempt from Parts 2, 3 and 4 of Title I of ERISA. The Plan is not intended to qualify under Section 401(a) of the Code.

1.4 Funding.

The Plan is unfunded. All benefits will be paid from the general assets of the Company. Participants in the Plan shall have the status of general unsecured creditors of the Company.

1.5 Effective Date.

The Plan was originally effective as of January 1, 1997, and amended and restated in its entirety effective as of December 31, 2008, to comply with the provisions of Section 409A of the Internal Revenue Code and regulations promulgated thereunder and as of December 17, 2014 and October 1, 2015 to reflect certain design and administrative changes desired by the Company.

1.6 Administration.

The Plan shall be administered by the Deferred Compensation Plans Committee, as defined in Article VII.

1.7 Number and Gender.

Wherever appropriate herein, words used in the singular shall be considered to include the plural and words used in the plural shall be considered to include the singular. The masculine gender, where appearing in the Plan, shall be deemed to include the feminine gender. The feminine gender, where appearing in the Plan, shall be deemed to include the masculine gender.

1.8 Headings.

The headings of Articles and Sections herein are included solely for convenience, and if there is any conflict between such headings and the text of the Plan, the text shall control.

ARTICLE II – DEFINITIONS

For purposes of the Plan, the following words and phrases shall have the meanings set forth below, unless their context clearly requires a different meaning:

2.1 Account.

The Company Account, Deferral Account, Grandfathered Company Account, and the Grandfathered Deferral Account maintained by the Company on behalf of each Participant pursuant to the Plan.

2.2 Affiliate.

A subsidiary of the Company, as defined in the Company's Universal 409A Definition Document.

2.3 Annual Cash Incentive.

The amount awarded to a Participant in cash for a Plan Year under a regular (annual) incentive plan (other than an exceptional performance award program or a one-time incentive plan or program) maintained by the Company or an Affiliate, and any other amount otherwise included in Annual Cash Incentive for purposes of the Plan under rules as are adopted by the Committee.

Effective January 1, 2015, Operation Production Incentives shall be excluded from the definition of Annual Cash Incentive.

2.4 Annual Cash Incentive Deferral.

The amount of a Participant's Annual Cash Incentive which a Participant elects to have withheld on a pre-tax basis from his or her Annual Cash Incentive and credited to his or her Deferral Account pursuant to the Plan.

2.5 Base Salary.

The base rate of cash compensation paid by the Company or an Affiliate to or for the benefit of a Participant for services rendered or labor performed while a Participant, including deferrals pursuant to the Plan and any pre-tax contribution to be made on the Participant's behalf to any qualified plan maintained by the Company or an Affiliate pursuant to a cash or deferred arrangement maintained by the Company or an Affiliate (as defined under Section 401(k) of the Code) or under any cafeteria plan (as defined under Section 125 of the Code) or under a qualified transportation fringe (as defined under Section 132(f) of the Code). Base Salary shall exclude any overtime, premium pay, shift differentials, bonuses, commissions or any other form of supplemental cash compensation, except to the extent otherwise deemed "Base Salary" for purposes of the Plan under rules as are adopted by the Committee.

2.6 Base Salary Deferral.

The amount of a Participant's Base Salary which the Participant elects to have withheld on a pre-tax basis from his or her Base Salary and credited to his or her Deferral Account pursuant to the Plan.

2.7 Beneficiary.

The person or persons (which may include trusts) designated in writing (either by hand or electronic submission) by the Participant on the beneficiary designation form prescribed by the Plan Administrator to receive the amounts, if any, payable under the Plan upon the death of the Participant. In the absence of such written designation by the Participant, the Beneficiary shall mean, in the

following order, the Participant's spouse, if any; the person named as the Participant's beneficiary under the Company's life insurance program; or the Participant's estate.

2.8 Board.

The Board of Directors of the Company.

2.9 Change in Control.

"Change in Control" as such term is defined in the Universal 409A Definition Document.

2.10 Code.

The Internal Revenue Code of 1986, as amended. References to any provision of the Code or regulation (including a proposed regulation) thereunder shall include any successor provisions or regulations.

2.11 Commissions.

The amount of a Participant's sales commissions or other commissions payable under a sales commissions or other commissions plan maintained by the Company or an Affiliate. (Sales commissions for purposes of the Plan shall mean sales commissions as defined in Treas. Reg. Section 1.409A-2(a)(12)(i) and any subsequent guidance and such sales commissions are considered to be earned in the taxable year of the Participant in which the sale is completed.)

2.12 Commissions Deferral.

The amount of a Participant's Commissions that a Participant elects to have withheld on a pre-tax basis from his or her Commissions and credited to his or her Deferral Account pursuant to the Plan.

2.13 Committee.

The Management Planning and Development Committee of the Board of Directors of the Company or any other directors of the Company designated as the Committee.

2.14 Company Account.

The bookkeeping account (or subaccount(s) thereof) maintained for each Participant to record the amount of Company Contributions that are either (i) credited on his or her behalf under Section 4.4 on or after January 1, 2005 or (ii) were credited on his or her behalf under Section 4.4 prior to January 1, 2005, but became vested on or after January 1, 2005, as adjusted pursuant to Section 5.6.

2.15 Company Contribution.

The amount, as determined by the Company on an annual basis based on the provisions of the Plan, which is credited on the Participant's behalf by the Company to his or her Company Account pursuant to the provisions of Section 4.4(a) of the Plan.

2.16 CVS Caremark Retention Payment.

The amount granted to an Eligible Executive, as defined in and provided for under the provisions of the employment term sheet agreement entered into between the Company or an Affiliate and said Eligible Executive, as a former employee of Caremark Rx, Inc., in connection with the merger involving Caremark, Rx, Inc. and the Company.

2.17 Deferrals.

The amount of deferrals credited to a Participant pursuant to Section 4.1.

2.18 Deferral Account.

The bookkeeping account (or subaccount(s) thereof) maintained for each Participant to record any and all deferrals made under the Plan.

2.19 Deferred Compensation Election.

The written election (either by hand or electronic submission) including any amendments, attachments and appendices thereto as prescribed by the Plan Administrator, regardless of how it may be titled, under which the Participant agrees to defer a portion of his or her Base Salary and/or Annual Cash Incentive or Commissions under the Plan (or any other cash remuneration payable to a Participant that he or she may elect to defer under the provisions of the Plan, including but not limited to awards under the Company's Long Term Incentive Plan (LTIP). This election as to deferral and the related form and timing of distribution is made by the Participant and constitutes the agreement entered into between the Company and a Participant for participation in the Plan. The Participant elects the terms of his or her deferral pursuant to the provisions of this Plan and the administrative procedures established by the Plan Administrator.

2.20 Disability.

"Disability" as defined in the Company's Long-Term Disability Plan.

2.21 Distribution Date.

The date on which a Participant's distribution is scheduled to be paid with respect to his or her Account under the Plan pursuant to his or her Deferred Compensation Election, which date shall take into account any processing period.

2.22 Effective Date.

January 1, 1997.

2.23 Elective Deferrals.

Elective Deferrals as defined in Section 3.02 of Future Fund.

2.24 Eligible Executive.

An Executive who is eligible to participate in the Plan as provided in Section 3.1(a).

2.25 Employee.

Any common-law full-time salaried exempt employee of the Company or an Affiliate who has been authorized by the Committee to participate in the Plan.

2.26 ERISA.

The Employee Retirement Income Security Act of 1974, as amended.

2.27 Executive.

An Employee whose Base Salary (determined on the basis of a maximum forty (40) hour work week) equals or exceeds \$150,000 (as adjusted from time to time by the Committee).

2.28 Future Fund.

The 401(k) Plan and the Employee Stock Ownership Plan of CVS Health Corporation and Affiliated Companies.

2.29 Grandfathered Company Account.

The bookkeeping account (or subaccount(s)) maintained for each Participant to record the amount of Company Contributions credited on a Participant's behalf under Section 4.4, which were vested as of December 31, 2004, adjusted as provided in Section 5.6.

2.30 Grandfathered Deferral Account.

The bookkeeping account (or subaccount(s)) maintained for each Participant to record (i) the amount of Base Salary and/or Annual Cash Incentive or Commissions deferred in accordance with Section 4.1, (ii) the amount of LTIP deferrals deferred in accordance with Section 4.4, and/or (iii) the amount of cash retention award deferrals deferred in accordance with Section 4.4, as of December 31, 2004, adjusted pursuant to Section 5.6.

2.31 Lost Matching Contributions.

The amounts credited on a Participant's behalf to his or her Company Account pursuant to the provisions of Section 4.4(a).

2.32 Participant.

Each Eligible Executive participating in the Plan as set forth in Section 3.2.

2.33 Plan Administrator.

The Deferred Compensation Plans Committee appointed pursuant to Section 7.1 to administer the Plan.

2.34 Plan Year.

A calendar year ending on December 31.

2.35 Qualified Future Fund Matching Contribution.

The total of all matching contributions made (or that would have been made) by the Company or an Affiliate with respect to a Plan Year for the benefit of a Participant under and in accordance with the terms of Future Fund.

2.36 Retirement.

Termination of Employment with the Company and all Affiliates on or after (i) age fifty-five (55) and the completion of ten (10) or more Years of Service or, if earlier, (ii) age sixty (60) and the completion of five (5) or more Years of Service.

2.37 Specified Employee.

"Specified Employee" as such term is defined in the Universal 409A Definition Document.

2.38 Specific Future Year.

A calendar year in the future elected by a Participant with respect to the distribution of his or her Account(s) (or subaccount(s) thereof) pursuant to the Plan.

2.39 Termination of Employment.

"Termination of employment" as such term is defined in the Universal 409A Definition Document.

2.40 Universal 409A Definition Document.

The document developed by the Company for the purpose of defining terms relating to benefits or amounts in all plans covered by Section 409A of the Code and sponsored by the Company or any Affiliate.

2.41 Valuation Date.

The date on which an Account is valued under the Plan, as determined by the Committee, by reference to the New York Stock Exchange.

2.42 Year of Service.

Vesting Service as defined in Future Fund.

ARTICLE III– ELIGIBILITY AND PARTICIPATION

3.1 Eligibility.

- (a) An Employee who is an Executive on October 1st of a calendar year (or such other date in the calendar year as designated by the Committee) shall be eligible to participate in the Plan. The Committee may, in its sole discretion, designate other key employees of the Company or an Affiliate who are members of a select group of management or highly compensated employees as eligible to participate in the Plan.
- (b) Notwithstanding any Plan provision to the contrary, Employees must also be subject to the income tax laws of the United States in order to be eligible for participation in the Plan.
- (c) Subject to the provisions of Sections 3.3 and Section 4.1, an Eligible Executive shall remain eligible to continue participation in the Plan for each Plan Year following his or her initial year of participation in the Plan.

3.2 Commencement of Participation.

An Eligible Executive shall become a Participant effective as of the date that the Eligible Executive's first Deferred Compensation Election becomes effective, provided that the Eligible Executive has provided such information as the Plan Administrator deems necessary to properly administer the Plan.

3.3 Termination of Participation.

- (a) Participation shall cease when the benefits that have been credited to a Participant's Deferral Account have been distributed to him or her.
- (b) Subject to the provisions of Section 4.3(c), a Participant shall only be eligible to make Deferrals under the Plan for as long as he or she remains an Eligible Executive.
- (c) If a former Participant who has incurred a Termination of Employment with the Company and all Affiliates and whose participation in the Plan ceased under Section 3.3(a) is reemployed as an Executive, the former Participant may again become eligible to participate in accordance with the provisions of Section 3.1(a).

ARTICLE IV– DEFERRALS & COMPANY CONTRIBUTIONS

4.1 Deferrals.

- (a) Subject to the following provisions of this Article IV, an Eligible Executive may defer for any Plan Year, (i) up to fifty percent (50%) of Base Salary otherwise earned and payable in that Plan Year, and/or (ii) up to one hundred percent (100%) of Annual Cash Incentive otherwise earned in that Plan Year and payable in that Plan Year or in the first calendar quarter of the following Plan Year, and/or (iii) up to one hundred percent (100%) of Commissions otherwise earned in that Plan Year and payable in that Plan Year or in the first calendar quarter of the following Plan Year. The Plan Administrator may, as it deems appropriate, establish maximum or minimum limits on the amounts which may be deferred for a Plan Year and/or the times of such Deferred Compensation Elections. An Eligible Executive shall be given advance notice of any such limits.
- (b) Deferrals under the Plan shall be calculated with respect to the gross cash compensation payable to the Participant prior to any deductions (e.g., 401(k) deferrals) or withholdings. However, the Deferrals shall be reduced by the Plan Administrator as necessary if it is later determined, after Deferrals are made under the Plan and after additional deduction of all required income and employment taxes, 401(k) and other employee benefit deductions, and other deductions required by law, that all such total deferrals will exceed one hundred percent (100%) of the cash compensation of the Participant available under Section 4.1(a). Changes to payroll withholdings that affect the amount of compensation being deferred to the Plan shall be allowed only to the extent permissible under Section 409A of the Code.

4.2 Filing Requirements of Deferred Compensation Elections.

Subject to the following provisions of this Section, during an annual enrollment period established by the Plan Administrator in any Plan Year, an Eligible Executive described in Section 3.1 may elect, subject to Section 4.1 above, to defer a portion of his or her Base Salary that is otherwise earned and payable in the next Plan Year and/or all or a portion of his or her Annual Cash Incentive or Commissions otherwise earned in the next Plan Year and payable in that Plan Year or in the first calendar quarter of the subsequent Plan Year by submitting a Deferred Compensation Election during such annual enrollment period. If an Executive becomes an Eligible Executive after October 1 (or such later date as prescribed by the Plan Administrator) in any calendar year, he or she may not make a Deferred Compensation Election for Base Salary, Annual Cash Incentive or Commissions earned in the next Plan Year.

A Participant shall submit a Deferred Compensation Election in the manner specified by the Plan Administrator and a Deferred Compensation Election that is not timely filed shall be considered void and have no effect. If a Participant does not file a Deferred Compensation Election applicable to his or her Base Salary, Annual Cash Incentive or Commissions earned in a Plan Year on or before the close of the applicable annual enrollment period (or such later date prescribed by the Plan Administrator), the Participant shall be deemed to have elected not to make a Deferred Compensation Election for such Plan Year. The Plan Administrator shall establish procedures that govern deferral elections under the Plan, including the ability to make separate elections for Base Salary, Annual Cash Incentive or Commissions, and any other cash remuneration payable to the Participant that the Committee or Plan Administrator permits a Participant to defer under the Plan.

Subject to the provisions of this Article, an Eligible Executive must file a new Deferred Compensation Election for each Plan Year that the Eligible Executive is eligible to participate in the Plan if the Eligible Executive intends to make a deferral under the Plan for such Plan Year.

4.3 Modification or Revocation of Election by Participant.

- (a) A Participant's Deferred Compensation Election for a Plan Year shall become irrevocable as of the close of business on the date established by the Plan Administrator, but not later than the last day of the calendar year preceding the Plan Year in which such Base Salary, Annual Cash Incentive or Commissions applicable to that election is earned, and shall become effective as of the first day of the Plan Year in which such Base Salary and/or Annual Cash Incentive or Commissions is earned.

Notwithstanding the foregoing, the Plan Administrator may cancel a Participant's Deferred Compensation Elections for the balance of a Plan Year if the Participant submits evidence of an unforeseeable emergency (as defined in the Universal 409A Definition Document) to the Plan Administrator. Any Base Salary, Annual Cash Incentive, Commissions or other cash remuneration which would have been deferred pursuant to that cancelled Deferred Compensation Election shall be paid to the Eligible Executive as if he or she had not made that election.

A Participant may revoke or change a Deferred Compensation Election any time prior to the date such election becomes irrevocable. Any such change or revocation shall be made in a form and manner determined by the Plan Administrator. Under no circumstances may a Participant's Deferred Compensation Election be made, modified or revoked retroactively.

- (b) If a Participant's Deferred Compensation Election applicable to his or her Base Salary and/or Annual Cash Incentive or Commissions is cancelled for a Plan Year, he or she will not be permitted to elect to make Deferrals again until the next Plan Year.
- (c) If a Participant ceases to be an Executive after the date a Deferred Compensation Election becomes effective but continues to be employed by the Company or an Affiliate, he or she shall continue to be a Participant and his or her Deferred Compensation Election currently in effect shall remain in force, but such Participant shall not be eligible to make any further Deferred Compensation Elections until such time as he or she shall once again become an Eligible Executive.
- (d) Notwithstanding anything in the Plan to the contrary, if an Eligible Executive:
- i. receives a withdrawal of deferred cash contributions on account of hardship from any plan which is maintained by the Company or an Affiliate and which meets the requirements of Section 401(k) of the Code (or any successor thereto); and
 - ii. is precluded from making contributions to such 401(k) plan for at least six (6) months after receipt of the hardship withdrawal,

the Eligible Executive's Deferred Compensation Election with respect to Base Salary, Annual Cash Incentive or Commissions in effect at that time shall be cancelled. Any Base Salary, Annual Cash Incentive or Commissions payment which would have been deferred pursuant to that Deferred Compensation Election but for the application of this Section 4.3(d) shall be paid to the Eligible Executive as if he or she had not made that election.

4.4 Company Contributions and Other Deferrals.

(a) *Company Contributions - Restoration of Lost Matching Contribution.* The amount of Lost Matching Contributions credited under the Plan on a Participant's behalf each calendar year shall be equal to (i) minus (ii) where:

- i. is the total Qualified Future Fund Matching Contribution that would have been allocated on the Participant's behalf under Future Fund, without giving effect to any reductions or limitations required by Sections 401(a)(17), 401(k), 402(g) and/or 415 of the Code, for the Plan Year based on the aggregate of the Participant's Elective Deferrals to Future Fund, his or her deferrals to any other qualified defined contribution plan maintained by the Company or an Affiliate, and his or her Deferral under Section 4.1 for the Plan Year, disregarding, in all cases, any deferrals made with respect to Base Salary, Annual Cash Incentives and Commissions otherwise payable prior to the first payroll period commencing in the month following date the Participant's completion of one (1) Year of Service; and
- ii. If the Participant is eligible to contribute to Future Fund (whether pre-tax or after-tax) during the Plan Year, the actual matching contributions made on the Participant's behalf to Future Fund or any other qualified defined contribution plan maintained by the Company or any Affiliate for that Plan Year.

In addition, if the Participant is not eligible to contribute to Future Fund during the Plan Year but is eligible to contribute to another qualified defined contribution plan (whether pre-tax or after-tax) maintained by the Company or an Affiliate during that Plan Year, the amount under this clause (ii) shall equal, unless otherwise provided by the Committee, the maximum amount of matching contributions the Participant would have received under the provisions of Future Fund for that Plan Year had he or she been eligible to contribute to Future Fund during that Plan Year, based on his or her Base Salary and/or Annual Cash Incentive or Commissions otherwise earned and payable in that Plan Year, and his or her contributions to such other qualified defined contribution plan for that Plan Year had been made to Future Fund.

Notwithstanding the foregoing, for purposes of determining the Lost Matching Contributions to be credited under this Section 4.4(a), Years of Service with respect to a Participant employed by Red Oak Sourcing, LLC, the limited liability corporation formed pursuant to the Framework Agreement between CVS Pharmacy, Inc. and Cardinal Health 110 Inc., dated December 10, 2013 ("Cardinal"), who immediately prior to becoming employed by Red Oak Sourcing, LLC was employed by Cardinal, shall include the period of such Participant's employment rendered with Cardinal.

(b) *LTIP Deferrals.*

At the sole discretion of the Committee, all or a portion of a Participant's cash award under the LTIP may be deferred under the Plan. Such election shall be made in accordance with the procedures established by the Plan Administrator. The deferral election applicable to an LTIP cash award shall be made prior to the close of the calendar year preceding the first day of the performance period applicable to that award. Notwithstanding the foregoing, such election shall become irrevocable as of the close of business of the last day of the calendar year preceding the first day of the performance period applicable to that award. However, if such award meets the definition of performance-based compensation (as defined under Treas. Reg. Section 1.409A-1(e) and any subsequent guidance), the Plan Administrator may permit such election to be made in accordance with the provisions under Treas. Reg. Section 1.409A-2(a)(8) and subsequent guidance.

(c) *Cash Retention Award Deferrals.*

At the sole discretion of the Committee and subject to the procedures established by the Plan Administrator, an Eligible Executive may elect to defer all or a portion of a cash retention award that may be otherwise paid under a cash retention program maintained by the Company or an Affiliate. The deferral election applicable to such cash retention award shall be made in accordance with the provisions of Treasury Regulations Section 1.409A-2(a)(5).

4.5 Deferral and Contribution Timing.

Base Salary Deferrals will be credited to the Account of each Participant as of the date of the pay check from which the deferral was withheld. A Participant whose employment terminates during a payroll period will cease deferral withholding effective as of the first day of the following payroll period.

Annual Cash Incentive Deferrals and Commission Deferrals will be credited to the Account of each Participant as of the day on which such Annual Cash Incentive or Commissions, whichever is applicable, otherwise would have been paid to the Participant in cash.

Company Contributions for the Restoration of Lost Matching Contribution pursuant to Section 4.4(a) above will generally be credited to the Participant's Company Account as of the day on which said Lost Matching Contribution would otherwise have been credited to the Participant's account under Future Fund (generally following one Year of Participation Service).

LTIP deferrals shall be credited to the Account of the Participant at the time designated by the Plan Administrator.

Cash retention awards Deferrals will be credited to the Account of the Participant as of the day on which such cash retention award otherwise would have been paid to the Participant in cash.

ARTICLE V– ACCOUNTS

5.1 Establishment of Bookkeeping Accounts.

Separate bookkeeping accounts shall be maintained for each Participant. Said accounts (or subaccount(s) thereof) shall be credited with the deferrals and contributions made by or on behalf of the Participant pursuant to the Plan and credited (or charged, as the case may be) with the hypothetical investment results determined pursuant to this Article of the Plan.

5.2 Subaccounts.

Within each Participant's bookkeeping account, separate subaccount(s) shall be maintained to the extent necessary for the administration of the Plan. Generally, subaccount(s) will be set up for each year, for each Deferred Compensation Election the Participant makes, and for the Company Contribution credited each year on behalf of a Participant.

5.3 Hypothetical Nature of Accounts.

The accounts established under this Article shall be hypothetical in nature and shall be maintained for bookkeeping purposes only so that hypothetical gains or losses on the deferrals or contributions made to the Plan can be credited (or charged, as the case may be).

Neither the Plan nor any of the accounts, or subaccount(s), established hereunder shall hold any actual funds or assets. The right of any person to receive one or more payments under the Plan shall be an unsecured claim against the general assets of the Company. Any liability of the Company to any Participant, former Participant, or Beneficiary with respect to a right to payment shall be based solely upon contractual obligations created by the Plan. The Company, an Affiliate, the Board, the Committee, or any other person shall not be deemed to be a trustee of any amounts to be paid under the Plan. Nothing contained in the Plan, and no action taken pursuant to its provisions, shall create or be construed to create a trust of any kind, or a fiduciary relationship, between the Company, an Affiliate, the Board, the Committee, the Plan Administrator, or any other person and a Participant or any other person.

5.4 Vesting.

Deferral Account. A Participant shall be one hundred percent (100%) vested in his or her Deferral Account and Grandfathered Deferral Account at all times. A Participant shall be one hundred percent (100%) vested in the LTIP deferrals credited on his or her behalf pursuant to Section 4.4(b) and any cash retention award deferrals credited on his or her behalf pursuant to Section 4.4(c).

Company Account. A Participant shall be one hundred percent (100%) vested in his or her Company Account and Grandfathered Company Account at all times.

5.5 Deferral Crediting Options.

Deferral Crediting Options are similar to investment choices in a qualified defined contribution plan, except that they are hypothetical in nature and no funds are actually held in the Plan. Deferral Crediting Options determine the hypothetical gain or loss to be reflected in the Participant Accounts and shall be elected by Participants in the manner determined by the Plan Administrator.

The Deferral Crediting Options offered to Participants are determined by the Plan Administrator at its sole discretion. The Plan Administrator specifically retains the right to change the Deferral Crediting Options at any time, in its sole discretion.

In the event the Plan Administrator designates more than one Deferral Crediting Option, each Participant shall electronically submit a Deferral Crediting Option election during each annual enrollment period, which shall be used to measure the hypothetical investment performance of his or her Accounts, within such time period and on such form as the Plan Administrator may prescribe. The designation of a Deferral Crediting Option shall not require the Company to invest or earmark their general assets in any manner. If a Participant fails to make a Deferral Crediting Option, his or her Accounts shall be deemed invested in a Deferral Crediting Option as determined by the Plan Administrator.

A Participant may change his or her election of a Deferral Crediting Option used to measure the hypothetical investment performance of his or her Account balance within such time periods and in such manner prescribed by the Plan Administrator. The election shall be effective as soon as administratively practicable after the date on which the election is submitted in the manner specified by the Plan Administrator.

Any amounts added to or subtracted from a Participant's Account on any given Valuation Date will be converted to hypothetical unit equivalents ("HypotheticalUnits") with a value per Hypothetical Unit ("Unit Price") based on the daily closing price on said date ("Unit Price") for any given Deferral Crediting Option.

5.6 Hypothetical Gains or Losses.

Any hypothetical dividends, capital gains and any other income or unit activity will be reflected in the Deferral Crediting Options. The timing of these will be the same as for the funds on which each Deferral Crediting Option is based.

The gain or loss on Participant Accounts will be calculated each Valuation Date. The Unit Price shall determine each Deferral Crediting Option's hypothetical value, based on the number of units within the Account for any given Deferral Crediting Option. Account balances on a given day will be based on the previous day's New York Stock Exchange closing price.

ARTICLE VI– DISTRIBUTION OF ACCOUNT

6.1 Distribution Elections – Timing of Payment.

- (a) Subject to the limitations set forth in this Article VI, each time a Participant makes a Deferred Compensation Election with respect to a Plan Year beginning on or after January 1, 2016, the Participant shall designate on that applicable Deferred Compensation Election, separately for Participant deferrals and Company Contributions, as adjusted pursuant to Article V, that the distribution of such deferrals shall be made or commence, as the case may be, pursuant to Section 6.6, as of (i) the Participant's Retirement; or (ii) a Specific Future Year not later than the Plan Year in which the Participant attains age seventy-one (71)

A Participant may choose different options with respect to each Deferred Compensation Election. A Participant may not change the election made pursuant to the provisions of this Section 6.1, except as otherwise provided in Section 6.7 below.

- i. *Retirement.* The distribution of the portion of a Participant's Deferral or Company Account (or subaccount(s)) that is deferred to Retirement under this Section shall commence on the first business day in the January next following his or her Retirement, pursuant to the provisions of Section 6.6, provided, however, that with respect to a Participant who is a Specified Employee as of the date of his or her Retirement, payment of any portion of his or her Deferral or Company Account (or any subaccount(s) thereof) that is subject to Section 409A of the Code will be delayed until the first business day of the seventh (7th) month following the date such Retirement occurs.
- ii. *Specific Future Year.* In the event a Participant elects to have the distribution of such deferrals made or commence as of a Specific Future Year, subject to rules established by the Plan Administrator, the deferral period must be at least five (5) Plan Years. The distribution of the portion of a Participant's Deferral or Company Account (or subaccount(s)) that is deferred to a Specific Future Year shall commence on the first business day of January in that specific year pursuant to the provisions of Section 6.6.
- (b) Company Contributions shall be distributed pursuant to the Participant's distribution election. In the event a Participant has not made a distribution election for the Company Contributions for that Plan Year, such distribution shall mirror his or her distribution election made with respect to his or her Base Salary Deferral or Annual Cash Incentive or Commissions Deferral for that Plan Year, if any, in such order; otherwise, such distribution shall be made at the Participant's Retirement.

6.2 Disability Distributions.

Notwithstanding the foregoing, if a Participant has a Termination of Employment because he or she has become Disabled, as determined by the Plan Administrator, such Participant will receive the balance of his or her Deferral Account and Company Account paid out in five (5) annual substantially equal installments with the first payment to be made within seventy-five (75) days from the date of the Participant's Termination of Employment. Subsequent annual payments will be paid as of the first business day in January of each subsequent year of the installment period.

6.3 Distributions in the Event of Death.

Notwithstanding the foregoing, in the event of a Participant's death, the Participant's Beneficiary will receive the remaining balance of the Participant's Deferral Account and Company Account paid in two (2) annual installments with the first payment to be made within seventy-five (75) days of the Participant's date of death. The second annual payment will be paid as of the first business day in January of the subsequent calendar year.

6.4 Distributions Upon Termination of Employment Other Than Retirement, Death or Disability.

Notwithstanding the foregoing, in the event a Participant incurs a Termination of Employment from the Company and all Affiliates for any reason other than Retirement, death or Disability, said Participant will receive his or her entire Deferral Account and Company Account balance in a single lump sum payment. Such payment shall be made within seventy-five (75) days of the date the Participant's Termination of Employment occurs; provided, however, that with respect to a Participant who is a Specified Employee as of the date of his or her Termination of Employment for reasons other than death, payment of any portion of his or her Deferral or Company Account (or any subaccount(s) thereof) pursuant to the provisions of this Section 6.4 will be delayed until the first business day of the seventh (7th) month following the date such Termination of Employment occurs.

6.5 Change in Control.

Notwithstanding the foregoing provisions of this Article VI, upon the occurrence of a Change in Control, a Participant who has a valid change in control election(s) in effect shall automatically receive the balance of his or her Deferral Account and Company Account related to that election, in cash, in a single lump sum payment. Such lump sum payment shall be paid within forty-five (45) business days after the Change in Control occurs. If such Participant dies after such Change in Control event occurs, but before receiving such payment, it shall be made to his or her Beneficiary.

6.6 Form of Payment.

(a) *Installments.* Subject to the limitations set forth in Article VI, distributions will be made in annual (or quarterly, if the election was made prior to October 1, 2008) installments, as elected by the Participant, for up to, and including, ten (10) years (fifteen (15) years for an election made prior to October 1, 2008). The initial installment of an annual or quarterly payment stream will begin as of the first business day of the January (a) next following the Participant's date of Retirement or (b) of the Specific Future Year, as the case may be, in accordance with the provisions of set forth in Section 6.1. Subsequent annual or quarterly payments will be as of the first business day of each subsequent calendar year or quarter of the installment period.

Each installment will be equal to a fraction of the Account balance (or subaccount(s) thereof) as of the date the installment is paid, with the numerator of the fraction being "1" and the denominator being the number of payments remaining in the payment schedule.

Notwithstanding the foregoing provisions of this paragraph (a), if a Participant dies before receiving payment of the entire balance of his or her Deferral and Company Accounts under the provisions of this Section, the remaining value of such Accounts shall be payable to his or her Beneficiary in accordance with the provisions of Section 6.9.

(b) *Lump sum.* A Participant may elect distribution in the form of a single lump sum payment. Except for Specified Employees, distribution shall be made as of the first business day of the January (a) next following the Participant's date of Retirement or (b) of the Specific Future Year, as the case may be, in accordance with the provisions of set forth in Section 6.1.

(c) Distributions to a Participant made pursuant to Section 6.1 will occur pursuant to the Participant's payment elections at the time he or she submits the applicable Deferred Compensation Election. A Participant may choose different forms of payment with respect to each Deferred Compensation Election. Company Contributions, adjusted pursuant to Article V, shall be distributed pursuant to the Participant's form of payment election made with respect to his or her Company Contributions for that year. If the Participant has not made an election with respect to his or her Company Contributions,

the portion of his or her Company Account attributable to such Company contributions will be distributed in accordance with his or her form of payment election with respect to his or her Base Salary Deferral, Annual Cash Incentive or Commissions Deferrals for that year, if any, in that order; otherwise payment will be made in a lump sum payment. In the absence of an election of the form of payment by a Participant on a Deferred Compensation Election, the portion of the Participant's Account deferred pursuant to that Deferred Compensation Election, adjusted pursuant to the provisions of Article V, shall be paid in a single lump sum.

(d) A Participant shall not change his or her form of payment election, except as otherwise provided in Section 6.7 below.

6.7 Change of Distribution Election.

(a) In accordance with such procedures as the Plan Administrator may prescribe, a Participant may elect to change his or her Specific Future Year election under Section 6.1(a)(ii) with respect to a portion of his or her Deferral Account (or an Interim Distribution date election applicable to a portion of his or her Deferral Account or Company Account made pursuant to the provisions of the Plan as in effect prior to December 31, 2008) to a later Specific Future Year (or, if applicable, a later Interim Distribution date) by duly completing, executing and filing with the Plan Administrator a new Specific Future Year election (or Interim Distribution date election) applicable to such Deferrals, subject to the following limitations:

- i. such election must be made at least twelve (12) months prior to the Specific Future Year (or Interim Distribution date) then in effect with respect to that portion of his or her Deferral or Company Account (or subaccount(s) thereof), and such election will not become effective until at least twelve (12) months after the date on which the election is made; and
- ii. the new Specific Future Year (or Interim Distribution date) shall be a calendar year that is not less than five (5) years from the Specific Future Year (or Interim Distribution date) then in effect.

Notwithstanding the foregoing, a Participant may elect to delay his or her distribution from an elected Specific Future Year to the later of Retirement or a new Specific Future Year that is at least five (5) years from the Specific Future Year then in effect, provided the election is made in accordance with the foregoing provisions of this Section 6.7(a). A Participant may elect to delay his or her distribution from an elected Specific Future Year (or Interim Distribution date) pursuant to this Section 6.7(a) more than once, provided that all such elections comply with the provisions of this Section 6.7(a).

(b) In accordance with such procedures as the Plan Administrator may prescribe, a Participant may elect to delay the payment of a portion of his or her Deferral or Company Account (or any subaccount(s) thereof) scheduled to be paid at his or her Retirement to his or her Retirement plus five (5) calendar years by duly completing, executing and filing with the Plan Administrator a new Retirement election applicable to such deferrals; provided, however such election must be made at least twelve (12) months prior to Retirement and shall not become effective until at least twelve (12) months after the date on which the election is made.

(c) In accordance with such procedures as the Plan Administrator may prescribe, a Participant may elect to change the form of payment election under Section 6.6 applicable to his or her distribution under Section 6.1(a)(i) or (ii) by duly completing, executing and filing with the Plan Administrator a new form of payment election applicable to such deferrals, subject to the following limitations:

- i. such election must be made at least twelve (12) months prior to the Specific Future Year then in effect with respect to that portion of his or her Deferral or Company Account (or subaccount(s) thereof), and such election will not become effective until at least twelve (12) months after the date on which the election is made; and
- ii. the distribution of that portion of his or her Deferral or Company Account (or subaccount(s) thereof) shall be deferred for five (5) years from the date such amount would otherwise have been paid absent this election.

(d) It is the Company's intent that the provisions of Sections 6.7(a), (b) and (c) comply with the subsequent election provisions in Section 409A(a)(4)(C) of the Code, related regulations

and other applicable guidance, and this Section 6.7 shall be interpreted accordingly. The Plan Administrator may impose additional restrictions or conditions on a Participant's ability to make an election pursuant to this Section 6.7. For avoidance of doubt, a Participant may not elect to alter the distribution of any portion of his or her Deferral or Company Accounts (or any subaccount(s) thereof) from Retirement to a Specific Future Year or, except as provided in paragraph (a) above, from a Specific Future Year to Retirement.

6.8 Account Valuation upon a Distribution.

With respect to a distribution made pursuant to this Article, the Valuation Date of a Participant's Account shall be the day immediately preceding the Distribution Date.

6.9 Designation of Beneficiary.

Each Participant shall have the right to designate a Beneficiary to receive payment of his or her Account in the event of death. Any such designation may be changed at any time by executing and submitting (either by hand or electronic submission) a new designation on a form prescribed by the Plan Administrator.

6.10 Unclaimed Account.

If the Plan Administrator is unable to locate a Participant or Beneficiary to whom an Account is payable, such Account may be forfeited to the Company upon the Plan Administrator's determination. Notwithstanding the foregoing, if subsequent to any such forfeiture, the Participant or Beneficiary to whom such Account is payable makes a valid claim, such forfeited Account shall be restored to the Plan and paid by the Company.

6.11 Hardship Withdrawals.

A Participant may apply in writing to the Plan Administrator for, and the Plan Administrator may grant, a hardship withdrawal of all or any part of a Participant's Deferral or Company Account if the Plan Administrator, in its sole discretion, determines that the Participant has incurred an Unforeseeable Emergency, as defined in the Universal 409A Definition Document.

The Plan Administrator shall determine whether an event qualifies as a hardship within this Section, in its sole and absolute discretion. Such request shall be made in a time and manner determined by the Plan Administrator. The payment made from a Participant's Deferral or Company Account (or any subaccount(s) thereof) pursuant to the provisions of this Section 6.11 shall not be in excess of the amount necessary to meet such financial hardship of the Participant, including amounts necessary to pay any federal, state or local income taxes with respect to the payment and shall not be available unless all other financial resources of the Participant have been exhausted. Payment shall be made in the month following the date the Plan Administrator determines that the Participant has incurred an unforeseeable severe financial hardship and grants the right to a withdrawal pursuant to this Section 6.11.

6.12 Distribution of Grandfathered Deferral Account and the Grandfathered Company Account.

Notwithstanding the foregoing provisions of this Article VI, the distribution from a Participant's Grandfathered Deferral Account and Grandfathered Company Account (or subaccount(s)) shall be made pursuant to the provisions of the Plan as set forth on October 3, 2004, without regard to any amendments after October 3, 2004 which would constitute a material modification for Section 409A of the Code, as modified in Appendix A attached hereto.

ARTICLE VII – ADMINISTRATION

7.1 Plan Administrator.

The Plan shall be administered by the Deferred Compensation Plans Committee, appointed by the Committee as Plan Administrator. The Plan Administrator shall be responsible for the general operation and administration of the Plan and for carrying out the provisions thereof. The Plan Administrator may delegate to others certain aspects of the management and operations of the Plan including the employment of advisors and the delegation of ministerial duties to qualified individuals, provided that such delegation is in writing.

7.2 General Powers of Administration.

The Plan Administrator shall have the exclusive responsibility and complete discretionary authority to control the operation, management and administration of the Plan, with all powers necessary to enable it properly to carry out such responsibilities, including, but not limited to, the power to interpret the Plan and any related documents, to establish procedures for making any elections called for under the Plan, to make factual determinations regarding any and all matters arising hereunder, including,

but not limited to, the right to determine eligibility for benefits, the right to construe the terms of the Plan, the right to remedy possible ambiguities, inequities, inconsistencies or omissions, and the right to resolve all interpretive, equitable or other questions arising under the Plan. The decisions of the Plan Administrator or such other party as is authorized under the terms of any grantor trust on all matters shall be final, binding and conclusive on all persons to the extent permitted by law. The Plan Administrator shall have all powers necessary or appropriate to enable it to carry out its administrative duties. Not in limitation, but in application of the foregoing, the Plan Administrator shall have the duty and power to interpret the Plan and determine all questions that may raise hereunder as to the status and rights of Employees, Participants, Beneficiaries, and any other person. The Plan Administrator may exercise the powers hereby granted in its sole and absolute discretion.

No member of the Deferred Compensation Plans Committee shall be personally liable for any actions taken by the Plan Administrator unless the member's action involves gross negligence or willful misconduct.

7.3 Costs of Administration.

The costs of administering the Plan shall be borne by the Company unless and until the Participant receives written notice of the imposition of such administrative costs; with such costs to begin with the next Plan Year and none may be assessed retroactively for prior Plan Years.

Such costs shall be charged against the Participant's Account and shall be uniform or proportional for all Participants. Such costs shall not exceed the standard rates for similarly designed nonqualified plans under administration by high quality third party administrators at the time such costs are initially imposed and thereafter.

7.4 Indemnification.

The Company shall indemnify each director, officer or employee of the Company or any Affiliate and each member of the Committee and Deferred Compensation Plans Committee, including any subcommittee or delegates thereof, against any and all claims, losses, damages, expenses, including attorney's fees, incurred by them, and any liability, including any amounts paid in settlement with their approval, arising from their action or failure to act, except when the same is judicially determined to be attributable to their gross negligence or willful misconduct, as a result of the fact that he or she is or was serving the Plan in any capacity at the request of the Company.

7.5 409A Compliance.

With respect to the accounts subject to Section 409A of the Code, the Plan is intended to comply with the requirements of Section 409A of the Code and the provisions hereof shall be interpreted in a manner that satisfies the requirements of Section 409A of the Code and the regulations thereunder, and the Plan shall be operated accordingly. Regardless of, and superseding any other provision of the Plan to the contrary, if any provision of the Plan would otherwise frustrate or conflict with this intent, the provision will be interpreted and deemed amended so as to avoid this conflict.

ARTICLE VIII– CLAIMS PROCEDURE

8.1 Claims.

A person who believes that he or she is being denied a benefit to which he or she is entitled under the Plan (hereinafter referred to as a "Claimant") may file a written request for such benefit with the Plan Administrator, setting forth his or her claim. The request must be addressed to the Senior Vice President, Compensation and Benefits, at the Company's then principal place of business.

8.2 Claim Decision.

Upon receipt of a claim, the Plan Administrator or its delegate shall review and determine the claim within ninety (90) days. If the Plan Administrator determines that additional time is needed to review the claim, the Plan Administrator will provide the Claimant with a notice of the extension before the end of the initial ninety (90)-day period. The notice of extension will provide the date by which the Plan Administrator expects to make a decision.

If the claim is denied in whole or in part, the Plan Administrator shall notify the Claimant in writing of the following:

- (a) The reason or reasons for such denial;
- (b) The pertinent provisions of the Plan;
- (c) Appropriate information as to the steps to be taken if the Claimant wishes to submit the claim for review; and
- (d) The time limits for requesting a review under this Section.

8.3 Request for Review/Appeal.

Within sixty (60) days after the receipt by the Claimant of the initial written notice of a denial, the Claimant may request in writing that the initial determination be reviewed. Such request must be addressed to the Senior Vice President, Compensation and Benefits, at the Company's then principal place of business. The Claimant or his or her duly authorized representative may, but need not, submit issues and comments in writing for consideration by the Appeals Committee, a subcommittee of the Deferred Compensation Plans Committee. If the Claimant does not request a review of the initial determination within such sixty (60)-day period, he or she shall be barred and stopped from challenging the Plan Administrator's initial determination.

8.4 Review of Decision.

Within sixty (60) days after the Plan Administrator's receipt of a request for review, the Appeals Committee of the Plan Administrator will review the Plan Administrator's initial determination. After considering all materials presented by the Claimant, the Appeals Committee will render a written decision, setting forth the reasons for the decision and containing references to the pertinent provisions of the Plan. If the Appeals Committee requires an extension of the sixty (60)-day time period, the Appeals Committee will so notify the Claimant and will render the decision as soon as possible, but no later than one hundred twenty (120) days after receipt of the request for review.

8.5 Time Limit for Bringing Legal Action.

Any legal action by the Claimant must be brought within ninety (90) days following the date of the decision on the final review under Section 8.4 above.

ARTICLE IX– MISCELLANEOUS

9.1 Not Contract of Employment.

The adoption and maintenance of the Plan shall not be deemed to be a contract between the Company or an Affiliate and any person and shall not be consideration for the employment of any person. Nothing herein contained shall be deemed to give any person the right to be retained in the employ of the Company or an Affiliate or to restrict the right of the Company or an Affiliate to discharge any person at any time nor shall the Plan be deemed to give the Company or an Affiliate the right to require any person to remain in the employ of the Company or an Affiliate or to restrict any person's right to terminate his or her employment at any time.

9.2 Non-Assignability of Benefits.

No Participant, Beneficiary or distributees of benefits under the Plan shall have any power or right to transfer, assign, anticipate, hypothecate or otherwise encumber any part or all of the amounts payable hereunder, which are expressly declared to be unassignable and nontransferable. Any such attempted assignment or transfer shall be void. No amount payable hereunder shall, prior to actual payment thereof, be subject to seizure by any creditor of any such Participant, Beneficiary or other distributees for the payment of any debt judgment or other obligation, by a proceeding at law or in equity, nor transferable by operation of law in the event of the bankruptcy, insolvency or death of such Participant, Beneficiary or other distributee hereunder.

9.3 Withholding and Deduction and Taxes.

All deferrals and payments provided for hereunder shall be subject to applicable withholding and other deductions as shall be required of the Company under any applicable local, state or federal law. The Company may require that the Participant or Beneficiary making a deferral or receiving payments pay to the Company the amount of any federal, state or local taxes, if any, that the Company or any Affiliate is required to withhold with respect to such deferrals or payments or the Company or any Affiliate may deduct from other wages paid by the Company or any Affiliate the amount of any withholding taxes due with respect to such deferrals or payments. A Participant or Beneficiary shall be solely responsible for any tax consequences related to deferrals or payments made under the Plan. The Company shall have no obligation to make any payment under the

Plan until the Company's or any Affiliate's tax withholding obligations have been satisfied by the Participant or Beneficiary.

9.4 Amendment and Termination.

The Committee or its delegate may from time to time, in its discretion, amend, in whole or in part, any or all of the provisions of the Plan; provided, however, that no amendment may be made that would impair the rights of a Participant with respect to amounts already allocated to his or her Account without the Participant's consent. To the extent consistent with the rules relating to plan terminations and liquidations in Treas. Reg. Section 1.409A-3(j)(4)(ix) or otherwise consistent with Section 409A of the Code, the Committee, in its sole discretion, may terminate the Plan and any related Deferred Compensation Election at any time and in that event the Committee may provide that, without the prior written consent of Participants, the Participants' Accounts shall be distributed in a single cash lump sum upon termination of the Plan. Unless so distributed in accordance with the preceding sentence, in the event of a Plan termination, the Plan Administrator shall continue to maintain the Participants' Accounts until distributed pursuant to the terms of the Plan and Participants shall remain one hundred percent (100%) vested in all amounts credited to their Accounts. In the event of a Plan termination, the distribution of a Participant's Grandfathered Deferral Account and Grandfathered Company Account shall be made pursuant to the provisions of the Plan as set forth on October 3,

2004, without regard to any amendments after October 3, 2004 which would constitute a material modification for Section 409A of the Code, as modified in Appendix A attached hereto.

9.5 Compliance with Securities and Other Laws.

Notwithstanding any Plan provision to the contrary, the Committee may at any time impose such restrictions on the Plan and participation therein, including limiting the amount of any deferral or the timing thereof, as the Committee may deem advisable from time to time in order to comply or preserve compliance with any applicable laws, including any applicable state and federal securities laws and exemptions from registration available thereunder.

9.6 No Trust Created.

Nothing contained in the Plan and no action taken pursuant to its provisions by the Company or any person, shall create, nor be construed to create, a trust of any kind or a fiduciary relationship between the Company or an Affiliate and the Participant, Beneficiary, or any other person.

9.7 Unsecured General Creditor Status of Employee.

The payments to the Participant, Beneficiary or any other distributees hereunder shall be made from assets which shall continue, for all purposes, to be a part of the general, unrestricted assets of the Company. No person shall have or acquire any interest in any such assets by virtue of the provisions of the Plan. The Company's obligation hereunder shall be an unfunded and unsecured promise to pay money in the future. To the extent that the Participant, Beneficiary or other distributees acquire a right to receive payments from the Company under the provisions hereof, such right shall be no greater than the right of any unsecured general creditor of the Company. No such person shall have or acquire any legal or equitable right, interest or claim in or to any property or assets of the Company.

In the event that, in its discretion, the Company purchases an insurance policy, or policies, insuring the life of the Employee, or any other property, to allow the Company to recover the cost of providing the benefits, in whole, or in part, hereunder, neither the Participant, Beneficiary or other distributee shall have or acquire any rights whatsoever therein or in the proceeds therefrom. The Company shall be the sole owner and beneficiary of any such policy or policies and, as such, shall possess and, may exercise all incidents of ownership therein. No such policy, policies or other property shall be held in any trust for a Participant, Beneficiary or other distributee or held as collateral security for any obligation of the Company hereunder. An Employee's participation in the underwriting or other steps necessary to acquire such policy or policies may be required by the Company and, if required, shall not be a suggestion of any beneficial interest in such policy or policies to a Participant.

9.8 Limitation.

A Participant and his or her Beneficiary shall assume all risk in connection with any decrease in value of his or her Account, and neither the Company nor the Committee or the Plan Administrator shall be liable or responsible therefor.

9.9 Payment to Minors and Incompetents.

If any Participant, spouse, or Beneficiary entitled to receive any benefits hereunder is a minor or is deemed by the Plan Administrator or is adjudicated to be legally incapable of giving a valid receipt and discharge for such benefits, the benefits will be paid to the person or entity as the Plan Administrator determines has been appointed or established to receive such payment on behalf of such person. Such payment shall, to the extent made, be deemed a complete discharge of any payment obligation under the Plan.

9.10 Acceleration of or Delay in Payments.

The Plan Administrator, in its sole and absolute discretion, may elect to accelerate the time or form of payment of a benefit owed to the Participant hereunder, provided such acceleration is permitted under Treas. Reg. Section 1.409A-3(j)(4) and any subsequent guidance. The Plan Administrator may also, in its sole and absolute discretion, delay the time for payment of a benefit owed to the Participant hereunder, to the extent permitted under Treas. Reg. Section 1.409A-2(b)(7) and any subsequent guidance.

9.11 Severability.

If any provision of the Plan shall be held illegal or invalid for any reason, said illegality or invalidity shall not affect the remaining provisions hereof; instead, each provision shall be fully severable and the Plan shall be construed and enforced as if said illegal or invalid provision had never been included herein.

9.12 Governing Laws.

All provisions of the Plan shall be construed in accordance with the laws of Rhode Island, except to the extent preempted by federal law.

9.13 Binding Effect.

The terms of the Plan shall be binding on each Participant and his or her heirs and legal representatives and on the Company and its successors and assigns.

APPENDIX A – PROVISIONS APPLICABLE TO A PARTICIPANT’S GRANDFATHERED DEFERRAL ACCOUNT AND GRANDFATHERED COMPANY ACCOUNT

This Appendix A constitutes an integral part of the Plan and is applicable with respect to the Grandfathered Deferral Account and the Grandfathered Company Account of those individuals who were Participants in the Plan on December 31, 2004. The Grandfathered Deferral Account and Grandfathered Company Account are subject to all the terms and conditions of the Plan as set forth on October 3, 2004, without regard to any Plan amendments after October 3, 2004 which would constitute a material modification for Section 409A of the Code, as modified below. Section references in this Appendix A correspond to appropriate Sections of the Plan as set forth on October 3, 2004.

ARTICLE I – DEFINITIONS

Section 2.15 - Company Account means the Participant’s Grandfathered Company Account as set forth in Section 2.28.

Section 2.19 - Deferral Account means the Participant’s Grandfathered Deferral Account as set forth in Section 2.29 of the foregoing provisions of the Plan.

For purposes of a Participant’s Grandfathered Deferral Account and Grandfathered Company Account, the term Change in Control shall have the meaning set forth in the 1997 Incentive Compensation Plan as in effect on October 3, 2004.

ARTICLE IV – DEFERRALS AND COMPANY CONTRIBUTIONS

The provisions of Section 4.03 shall continue to apply to a Participant’s Grandfathered Deferral Account, Grandfathered Company Account and amounts transferred from the Melville Deferred Compensation Plan that were vested on or earlier than December 31, 2004.

ARTICLE V – MAINTENANCE OF ACCOUNTS

The provisions of Section V as set forth in the foregoing provisions of the Plan as amended and restated effective as of December 31, 2008 shall be applicable to a Participant’s Grandfathered Deferral Account and Grandfathered Company Account on and after January 1, 2009.

ARTICLE VI – PAYMENT OF BENEFIT

For purposes of this Article VI - Payment of Benefit, the term “termination of employment” or any other similar language means with respect to a Participant the complete cessation of providing service to the Company and any Affiliate as an employee.

6.2. Form of Payment

Effective on or after October 1, 2008, a Participant shall not elect installments in excess of ten (10) years or quarterly installments.

6.3. Disability Distributions

A Participant shall be entitled to distribution under this Section if such Participant becomes “Disabled” as such term is defined under Section 6.03 of the Plan.

6.6. Change of Distribution Election

On and after January 1, 2009, a change in a Specific Future Year distribution date or an Interim distribution date shall be effective only if the new Specific Future Year distribution date or an Interim distribution date is not less than five (5) years later than the date in effect prior to the change election.

CVS HEALTH CORPORATION
2007 Employee Stock Purchase Plan
as amended through January 1, 2016

1. Purpose. The purpose of this 2007 Employee Stock Purchase Plan (the “**Plan**”) is to provide employees of CVS Health Corporation (the “**Company**”) and its Designated Subsidiaries with an opportunity to purchase Stock of the Company through accumulated payroll deductions, enabling such persons to acquire or increase a proprietary interest in the Company in order to strengthen the mutuality of interests between such persons and the Company’s stockholders, and to provide a benefit that will assist the Company in competing to attract and retain employees of high quality. It is the intention of the Company that the Plan qualify as an “employee stock purchase plan” under Section 423 of the Code. Accordingly, the provisions of the Plan shall be construed in a manner consistent with the requirements of that Section of the Code.

2. Definitions. For purposes of the Plan, the following terms shall be defined as set forth below, in addition to such terms as defined in Section 1 hereof:

- (a) “**Account**” means the account maintained on behalf of the participant by the Custodian for the purpose of investing in Stock and engaging in other transactions permitted under the Plan.
- (b) “**Administrator**” means the person or persons designated to administer the Plan under Section 13(a).
- (c) “**Board**” means the Company’s Board of Directors.
- (d) “**Code**” means the Internal Revenue Code of 1986, as amended from time to time, including regulations thereunder and successor provisions and regulations thereto.
- (e) “**Committee**” means a committee of two or more directors designated by the Board to administer the Plan.
- (f) “**Compensation**” base salary, overtime, shift premiums, and commissions (all as determined before any applicable deductions from pay are made) but does not include short or long term disability pay, incentive payments or severance pay.
- (g) “**Custodian**” means a custodian or any successor thereto as appointed by the Board from time to time.
- (h) “**Designated Subsidiaries**” means the Subsidiaries which have been designated by the Board from time to time in its sole discretion as eligible to have their Employees participate in the Plan.
- (i) “**Employee**” means any individual who has been employed by the Company or a Designated Subsidiary for at least six months (and is actively employed during the two month period prior to the beginning of the Offering Period). To determine whether an employee has achieved six months of service, the following shall apply: (i) if an individual is terminated or takes an unauthorized leave of absence and is subsequently reemployed with the Company or a Designated Subsidiary within one year of the date of such termination or unauthorized leave, such individual shall be credited with all service time accrued through the last day the individual was employed prior to such termination or unauthorized leave of

absence; and (ii) service with an incorporated or unincorporated entity that is controlled, directly or indirectly, by the Company shall be treated as service with the Company.

(j) “**Enrollment Date**” means the first day of the next Offering Period.

(k) “**Exercise Date**” means the last day of each Offering Period.

(l) “**Fair Market Value**” means the fair market value of a share of Stock as determined by the Committee or under procedures established by the Committee. Unless otherwise determined by the Committee, the Fair Market Value of Stock as of any given date shall be the closing price of a share of Stock reported on a consolidated basis for securities listed on the New York Stock Exchange for trades on the date as of which such value is being determined or, if that day is not a Trading Day, then on the latest previous Trading Day.

(m) “**Offering Period**” means the approximately six month period commencing on the first Trading Day on or after January 1 and July 1, respectively, and terminating on the last Trading Day in the following June and December, respectively. The beginning and ending dates and duration of Offering Periods may be changed pursuant to Section 4 of the Plan.

(n) “**Purchase Price**” means an amount equal to 90% of the Fair Market Value of a share of Stock on the Enrollment Date or 90% of the Fair Market Value of a share of Stock on the Exercise Date, whichever is lower. ”

(o) “**Reserves**” means the number of shares of Stock covered by all options under the Plan which have not yet been exercised and the number of shares of Stock which have been authorized for issuance under the Plan but which have not yet become subject to options.

(p) “**Stock**” means the Company’s Common Stock, and such other securities as may be substituted (or resubstituted) for Stock pursuant to Section 18 hereof.

(q) “**Subsidiary**” means any corporation (other than the Company) in an unbroken chain of corporations beginning with the Company if each of the corporations (other than the last corporation in the unbroken chain) owns stock possessing 50% or more of the total combined voting power of all classes of stock in one of the other corporations in the chain.

(r) “**Trading Day**” means a day on which the New York Stock Exchange is open for trading.

3. Eligibility.

(a) All Employees (as determined in accordance with Section 2(i) hereof) of the Company or a Designated Subsidiary on a given Enrollment Date shall be eligible to participate in the Plan.

(b) Any provisions of the Plan to the contrary notwithstanding, no Employee shall be granted an option under the Plan (i) to the extent that, immediately after the grant, such Employee (or any other person whose Stock would be attributed to such Employee pursuant to Section 424(d) of the Code) would own capital stock and/or hold outstanding options to purchase such stock possessing 5% or more of the total combined voting power or value of all classes of the capital stock of the Company or of any Subsidiary, or (ii) to the extent that his or her rights to purchase stock under all employee stock purchase plans of the Company and its Subsidiaries accrue at a rate which exceeds \$25,000 worth of stock (determined at the fair market value of the shares at the time such option is granted) for each calendar year in which such option is outstanding at any time.

(c) All participants in the Plan shall have equal rights and privileges (subject to the terms of the Plan) with respect to options outstanding during any given Offering Period.

4. Offering Periods. The Plan shall be implemented by consecutive Offering Periods with a new Offering Period commencing on the first Trading Day on or after January 1 and July 1 of each year following the initial Offering Period, or on such other date as the Committee shall determine, and continuing thereafter until terminated in accordance with Section 19 hereof. The Committee shall have the power to change the beginning date, ending date, and duration of Offering Periods with respect to future offerings without stockholder approval if such change is announced at least five days prior to the scheduled beginning of the first Offering Period to be affected thereafter, provided that Offering Periods will in all cases comply with applicable limitations under Section 423(b)(7) of the Code.

5. Participation.

(a) Any person who will be an eligible Employee on a given Enrollment Date may become a participant in the Plan by completing a subscription agreement authorizing payroll deductions and filing it with the Administrator prior to such deadline as the Administrator may prescribe for such Enrollment Period.

(b) Payroll deductions for a participant shall commence on the first payroll following the Enrollment Date and shall end on the last payroll in the Offering Period to which such authorization is applicable, unless sooner terminated by the participant as provided in Section 10 hereof.

6. Payroll Deductions.

(a) At the time a participant files his or her subscription agreement, he or she shall elect to have payroll deductions made on each pay day during the Offering Period in an amount from 1% to 15% of the Compensation which he or she receives for each pay period during the Offering Period.

(b) All payroll deductions made for a participant shall be credited to his or her Account under the Plan. Payroll deductions shall be withheld in whole percentages only, unless otherwise determined by the Committee. A participant may not make any additional payments into such Account.

(c) A participant may discontinue his or her participation in the Plan as provided in Section 10 hereof, or may decrease the rate of his or her payroll deductions during the Offering Period, by completing and filing with the Administrator a new subscription agreement authorizing a change in payroll deduction rate. Unless otherwise authorized by the Committee, a participant may not change or discontinue his or her payroll deduction rate more than once during any Offering Period. The change in rate shall be effective with the first payroll period following the first of the month after the Administrator's receipt of the new subscription agreement provided the change in rate election is received by the last business day prior to the fifteenth (15th) of the preceding month, unless the Company elects to process a given change in participation more quickly. A participant's subscription agreement shall remain in effect for successive Offering Periods unless terminated as provided in Section 10 hereof.

(d) The foregoing notwithstanding, to the extent necessary to comply with Section 423(b)(8) of the Code and Section 3(b) hereof, a participant's payroll deductions may be terminated at such time during any Offering Period which is scheduled to end during the current calendar year (the "**Current Offering Period**") that the aggregate of all payroll deductions accumulated with respect to the Current Offering Period and any other Offering Period

ending in the same calendar year do not exceed \$21,250 (or such other limit as may apply under Code Section 423(b)(8)). Payroll deductions shall recommence at the rate provided in such participant's subscription agreement (as previously on file or as changed prior to the recommencement date in accordance with Section 6(c)) at the beginning of the next Offering Period which is scheduled to end in the following calendar year, unless terminated by the participant as provided in Section 10 hereof.

(c) The Company or any Designated Subsidiary is authorized to withhold from any payment to be made to a participant, including any payroll and other payments not related to the Plan, amounts of withholding and other taxes due in connection with any transaction under the Plan, including any disposition of shares acquired under the Plan, and a participant's enrollment in the Plan will be deemed to constitute his or her consent to such withholding. At the time of a participant's exercise of an option or disposition of shares acquired under the Plan, the Company may require the participant to make other arrangements to meet tax withholding obligations as a condition to exercise of rights or distribution of shares or cash from the participant's Account. In addition, a Participant may be required to advise the Company of sales and other dispositions of Stock acquired under the Plan in order to permit the Company to comply with tax laws and to claim any tax deductions to which the Company may be entitled with respect to the Plan.

7. Grant of Option. On the Enrollment Date of each Offering Period, each eligible Employee participating in such Offering Period shall be granted an option to purchase on the Exercise Date of such Offering Period, at the applicable Purchase Price, up to a number of shares of Stock determined by dividing such Employee's payroll deductions accumulated prior to such Exercise Date and retained in the Participant's Account as of the Exercise Date by the applicable Purchase Price; provided that such purchase shall be subject to the limitations set forth in Sections 3(b) and 12 hereof. Exercise of the option shall occur as provided in Section 8 hereof, unless the participant has withdrawn pursuant to Section 10 hereof. To the extent not exercised, the option shall expire on the last day of the Offering Period.

8. Exercise of Option. Participant's option for the purchase of shares shall be exercised automatically on the Exercise Date, and the maximum number of shares subject to option shall be purchased for such participant at the applicable Purchase Price with the accumulated payroll deductions in his or her account. Shares purchased shall include fractional shares calculated to at least three decimal places, unless otherwise determined by the Committee. If fractional shares are not to be purchased for a participant's Account, any payroll deductions accumulated in a participant's account not sufficient to purchase a full share shall be retained in the participant's account for the subsequent Offering Period, subject to earlier withdrawal by the participant as provided in Section 10 hereof. During a participant's lifetime, a participant's option to purchase shares hereunder is exercisable only by him or her.

9. Delivery of Shares; Participant Accounts.

(a) At or as promptly as practicable after the Exercise Date for an Offering Period, the Company will deliver the shares of Stock purchased to the Custodian for deposit into the participant's Account.

(b) Cash dividends on any Stock credited to a participant's Account will be automatically reinvested in additional shares of Stock; such amounts will not be available in the form of cash to participants. All cash dividends paid on Stock credited to participants' Accounts will

be paid over by the Company to the Custodian at the dividend payment date. The Custodian will aggregate all purchases of Stock in connection with the Plan for a given dividend payment date. Purchases of Stock for purposes of dividend reinvestment will be made as promptly as practicable (but not more than 30 days) after a dividend payment date. The Custodian will make such purchases, as directed by the Committee, either (i) in transactions on any securities exchange upon which Stock is traded, otherwise in the over-the-counter market, or in negotiated transactions, or (ii) directly from the Company at 100% of the Fair Market Value of a share of Stock on the dividend payment date. Any shares of Stock distributed as a dividend or distribution in respect of shares of Stock or in connection with a split of the Stock credited to a participant's Account will be credited to such Account. In the event of any other non-cash dividend or distribution in respect of Stock credited to a participant's Account, the Custodian will, if reasonably practicable and at the direction of the Committee, sell any property received in such dividend or distribution as promptly as practicable and use the proceeds to purchase additional shares of Common Stock in the same manner as cash paid over to the Custodian for purposes of dividend reinvestment.

(c) Each participant will be entitled to vote the number of shares of Stock credited to his or her Account (including any fractional shares credited to such Account) on any matter as to which the approval of the Company's stockholders is sought. If a participant does not vote or grant a valid proxy with respect to shares credited to his or her Account, such shares will be voted by the Custodian in accordance with any stock exchange or other rules governing the Custodian in the voting of shares held for customer accounts. Similar procedures will apply in the case of any consent solicitation of Company stockholders.

10. *Withdrawal of Payroll Deductions or Shares; Termination of Employment.*

(a) If a participant decreases his or her payroll deduction rate to zero during an Offering Period, payroll deductions shall not resume at the beginning of the succeeding Offering Period unless the participant delivers to the Administrator a new subscription agreement.

(b) Upon a participant's ceasing to be an Employee for any reason (including upon the participant's death), he or she shall be deemed to have elected to withdraw from the Plan and the payroll deductions credited to such participant's Account during the Offering Period but not yet used to exercise the option shall be returned to such participant or, in the case of his or her death, to the person or persons entitled thereto under Section 14 hereof, and such participant's option shall be automatically terminated.

(c) During the eighteen (18) month period from the first day of each Offering Period a participant (whether or not still an Employee) may not withdraw, sell or transfer shares of stock acquired during such Offering Period except: (i) on account of the participant's death, or such other reason as the Committee may promulgate in its discretion from time to time, or (ii) if a participant who is an Employee incurs a financial hardship which the Administrator determines, in accordance with rules established by the Committee, cannot be met from other sources. The amount withdrawn, sold or transferred on account of a hardship shall not be in excess of the amounts necessary to meet such financial hardship of the participant, including amounts necessary to pay any federal, state or local taxes with respect to such amount. Unless otherwise determined by the Committee, a participant may make only one withdrawal, sale or transfer due to hardship in any Offering Period, and the minimum amount of such withdrawal, sale or transfer is \$500. After the end of such eighteen (18) month period, the participant may elect to withdraw, transfer or sell such shares or receive a

certificate for such shares. If a participant elects to withdraw shares in certificated form, one or more certificates for whole shares shall be issued in the name of, and delivered to, the participant, with such participant receiving cash in lieu of fractional shares based on the Fair Market Value of a share of Stock on the date of withdrawal. If shares of Stock are transferred from a participant's Account to a broker-dealer or financial institution that maintains an account for the participant, only whole shares shall be transferred and cash in lieu of any fractional share shall be paid to such participant based on the Fair Market Value of a share of Stock on the date of transfer. A Participant seeking to withdraw, sell or transfer shares of Stock must give instructions to the Custodian in such manner and form as may be prescribed by the Committee and the Custodian, which instructions will be acted upon as promptly as practicable. Withdrawals and transfers will be subject to any fees imposed in accordance with Section 10(d) hereof. Notwithstanding the foregoing, as a condition for a hardship withdrawal, sale or transfer, the participant must furnish proof of a "financial hardship" satisfactory to the Administrator and demonstrate that said distribution is necessary to satisfy said financial need. For purposes of this Section 10, a "financial hardship" means one or more of the events defined as a deemed immediate and heavy financial need under the IRS Regulation 1.401(k) -1(d)(3)(iii) (B), which causes an unforeseeable financial hardship to the participant or his or her family.

(d) Costs and expenses incurred in the administration of the Plan and maintenance of Accounts will be paid by the Company, including annual fees of the Custodian and any brokerage fees and commissions for the purchase of Stock upon reinvestment of dividends and distributions. The foregoing notwithstanding, the Custodian may impose or pass through a reasonable fee for the withdrawal of Stock in the form of stock certificates (as permitted under Section 10(c)), and reasonable fees for other services unrelated to the purchase of Stock under the Plan, to the extent approved in writing by the Company and communicated to participants. In no circumstance shall the Company pay any brokerage fees and commissions for the sale of Stock acquired under the Plan by a participant.

11. Interest. No interest shall accrue on the payroll deductions of a participant in the Plan.

12. Stock.

(a) The maximum number of shares of Stock which shall be made available for sale under the Plan shall be thirty (30) million shares, subject to adjustment as provided in Section 18 hereof. If, on a given Exercise Date, the number of shares with respect to which options are to be exercised exceeds the number of shares then available under the Plan, the Company shall make a pro rata allocation of the shares remaining available for purchase in as uniform a manner as shall be practicable and as it shall determine to be equitable. Any shares of Stock delivered by the Company under the Plan may consist, in whole or in part, of authorized and unissued shares or shares acquired by the Company in the open market. Shares acquired in the open market through dividend reinvestment will not count against the Reserves.

(b) The participant shall have no interest or voting right in shares purchasable upon exercise of his or her option until such option has been exercised.

13. Administration.

(a) The Plan shall be administered by the Committee except to the extent the Board elects to administer the Plan, in which case references herein to the "Committee" shall be deemed to include references to the "Board". The Committee shall have full and final authority to

construe, interpret and apply the terms of the Plan, to determine eligibility and to adjudicate all disputed claims filed under the Plan. The Committee may, in its discretion, delegate authority to the Administrator. Every finding, decision and determination made by the Committee or Administrator shall, to the full extent permitted by law, be final and binding upon all parties (except for any reserved right of the Committee to review a finding, decision or determination of the Administrator). The Committee, Administrator, and each member thereof shall be entitled to, in good faith, rely or act upon any report or other information furnished to him or her by any executive officer, other officer or employee of the Company or any Designated Subsidiary, the Company's independent auditors, consultants or any other agents assisting in the administration of the Plan. Members of the Committee or Administrator and any officer or employee of the Company or any Designated Subsidiary acting at the direction or on behalf of the Committee shall not be personally liable for any action or determination taken or made in good faith with respect to the Plan, and shall, to the extent permitted by law, be fully indemnified and protected by the Company with respect to any such action or determination.

(b) The Custodian will act as custodian under the Plan, and will perform such duties as are set forth in the Plan and in any agreement between the Company and the Custodian. The Custodian will establish and maintain, as agent for each Participant, an Account and any subaccounts as may be necessary or desirable for the administration of the Plan.

14. Designation of Beneficiary.

(a) A participant may file a written designation of a beneficiary who is to receive any shares and cash, if any, from the participant's Account under the Plan in the event of (i) such participant's death subsequent to an Exercise Date on which the option is exercised but prior to a distribution to such participant of shares or cash then held in the participant's Account or (ii) such participant's death prior to exercise of the option. If a participant is married and the designated beneficiary is not the spouse, spousal consent shall be required for such designation to be effective.

(b) Such designation of beneficiary may be changed by the participant at any time by written notice. In the event of the death of a participant without a valid designated beneficiary who is living at the time of such participant's death, any shares or cash otherwise deliverable under Section 14(a) shall be deliverable to the participant's surviving spouse or, if there is no surviving spouse, to such participant's estate.

15. Transferability. Neither payroll deductions credited to a participant's account nor any rights with regard to the exercise of an option or to receive shares under the Plan may be assigned, transferred, pledged or otherwise disposed of in any way (other than by will, the laws of descent and distribution or as provided in Section 14 hereof) by the participant. Any such attempt at assignment, transfer, pledge or other disposition shall be without effect.

16. Use of Funds. All payroll deductions received or held by the Company under the Plan may be used by the Company for any corporate purpose, and the Company shall not be obligated to segregate such payroll deductions.

17. Reports. An individual Account shall be maintained by the Custodian for each participant in the Plan. Statements of Account shall be given to each participant at least annually, which statements shall set forth the amounts of payroll deductions, the Purchase Price, the number of

shares purchased, any remaining cash balance, and other information deemed relevant by the Committee.

18. Adjustments Upon Changes in Capitalization, Dissolution, Liquidation, Merger or Asset Sale.

(a) *Changes in Capitalization.* The Committee shall proportionately adjust the Reserves and the price per share and the number of shares of Stock covered by each option under the Plan which has not yet been exercised for any increase or decrease in the number of issued shares of Stock resulting from a stock split, reverse stock split, stock dividend, combination or reclassification of the Stock, or other extraordinary corporate event which affects the Stock in order to prevent dilution or enlargement of the rights of participants. The determination of the Committee with respect to any such adjustment shall be final, binding and conclusive.

(b) *Dissolution or Liquidation.* In the event of the proposed dissolution or liquidation of the Company, the Offering Period shall terminate immediately prior to the consummation of such proposed action, unless otherwise provided by the Committee.

(c) *Asset Sale or Merger.* In the event of a proposed sale of all or substantially all of the assets of the Company, or the merger of the Company with or into another corporation, the Committee shall shorten the Offering Period then in progress by setting a new Exercise Date (the “**New Exercise Date**”). The New Exercise Date shall be before the date of the Company’s proposed asset sale or merger. The Committee shall notify each participant in writing, at least ten business days prior to the New Exercise Date, that the Exercise Date for the participant’s option has been changed to the New Exercise Date and that the participant’s option shall be exercised automatically on the New Exercise Date, unless prior to such date the participant has withdrawn from the Offering Period as provided in Section 10 hereof.

19. Amendment or Termination.

(a) The Board (and the Committee or the Administrator except with respect to the number of shares of Stock available under the Plan under Section 12) may at any time and for any reason terminate or amend the Plan. Except as provided in Section 18 hereof, no such termination can affect options previously granted, provided that an Offering Period may be terminated by the Board of Directors by shortening the Offering Period and accelerating the Exercise Date to a date not prior to the date of such Board action if the Board determines that termination of the Plan is in the best interests of the Company and its stockholders. Except as provided in Section 18 and this Section 19, no amendment may make any change in any option theretofore granted which materially adversely affects the rights of any participant, and any amendment will be subject to the approval of the Company’s stockholders not later than one year after Board approval of such amendment if such stockholder approval is required by any federal or state law or regulation or the rules of any stock exchange or automated quotation system on which the Stock may then be listed or quoted, or if such stockholder approval is necessary in order for the Plan to continue to meet the requirements of Section 423 of the Code, and the Board may otherwise, in its discretion, determine to submit any amendment to stockholders for approval.

(b) Without stockholder consent and without regard to whether any participant rights may be considered to have been “adversely affected,” the Committee shall be entitled to change the Offering Periods, limit the frequency and/or number of changes in the amount withheld during an Offering Period, establish the exchange ratio applicable to amounts withheld in a

currency other than U.S. dollars, permit payroll withholding in excess of the amount designated by a participant in order to adjust for delays or mistakes in the Company's processing of properly completed withholding elections, establish reasonable waiting and adjustment periods and/or accounting and crediting procedures to ensure that amounts applied toward the purchase of Stock for each participant properly correspond with amounts withheld from the participant's Compensation, and establish such other limitations or procedures as the Committee determines in its sole discretion are advisable and consistent with the Plan.

20. Notices. All notices or other communications by a participant to the Company under or in connection with the Plan shall be deemed to have been duly given when received in the form specified by the Company at the location, or by the person, designated by the Company for the receipt thereof.

21. Conditions Upon Issuance of Shares. The Company shall not be obligated to issue shares with respect to an option unless the exercise of such option and the issuance and delivery of such shares pursuant thereto shall comply with all applicable provisions of law, domestic or foreign, including, without limitation, the Securities Act of 1933, as amended, the Securities Exchange Act of 1934, as amended, the rules and regulations promulgated thereunder, and the requirements of any stock exchange or automated quotation system upon which the shares may then be listed or quoted, and shall be further subject to the approval of counsel for the Company with respect to such compliance.

22. Plan Effective Date and Stockholder Approval. The Plan was adopted by the Board on March 7, 2007, and became effective upon approval by the Company's stockholders on May 9, 2007 by a vote sufficient to meet the requirements of Section 423(b)(2) of the Code. The Plan as amended was adopted by the Board on March 6, 2013, and became effective upon approval by the Company's stockholders on May 9, 2013 by a vote sufficient to meet the requirements of Section 423(b)(2) of the Code. Additional amendments not requiring approval by the Company's stockholders were adopted by the Board on November 4, 2015 and became effective on January 1, 2016.



2015 Management Incentive Plan

I. Objectives and Summary

CVS Health Corporation's Management Incentive Plan (the "MIP") is designed to reward incentive-eligible employees ("Eligible Participants") of CVS Health Corporation and its subsidiaries (together, "the Company") for their role in driving performance and to encourage Eligible Participants' continued employment with the Company. Funding for the payment of incentive awards will be based on actual results measured against pre-established financial goals. The amount of each incentive award paid will be based on the performance of the Company and the performance of the individual Eligible Participant.

The MIP shall be administered by the Management Planning and Development Committee (the "Committee") of the Board of Directors (the "Board") under the provisions herein and of the 2010 Incentive Compensation Plan (the "ICP"), and the Committee may delegate to officers of CVS Health the authority to perform administrative functions of the MIP as the Committee may determine and may appoint officers and others to assist it in administering the MIP.

II. Plan Year

The MIP is a calendar year plan, which runs from January 1 to December 31, 2015 ("Plan Year"). All dates in this document occur during the Plan Year unless otherwise stated.

III. Eligibility

A. Eligibility for Participation

The Chief Executive Officer of CVS Health Corporation ("CEO") will determine those employees who are eligible for participation in the MIP, provided that the Committee shall determine the eligibility of employees who are or may be subject to Section 162(m) of the Internal Revenue Code (collectively, "Section 162(m) Eligible Participants", whom will also be included in the term "Eligible Participants" unless otherwise noted). In general, Eligible Participants include all exempt employees who are not covered by any other incentive plans (including the Executive Incentive Plan) and who are employed on or before November 1 of the Plan Year; provided, however, that an employee who becomes a Section 162(m) Eligible Participant after January 1 of the Plan Year shall be eligible for an award under the MIP only to the extent that such award does not violate the requirements of Section 162(m).

The CEO (or, as to Section 162(m) Eligible Participants, the Committee) may, for any reason and in his or her (or its) sole discretion, at any time prior to the end of the Plan Year, determine an employee's eligibility for participation in the MIP. Eligible Participants are subject to the terms and conditions relating to incentive awards set forth in the MIP.

B. Section 162(m) Eligible Participants

Section 162(m) Eligible Participants shall be subject to the limitations required to comply with the provisions of Section 162(m). Subject to the requirements of Section 162(m), the Committee shall retain sole discretion to determine a Section 162(m) Eligible Participant's eligibility for an award, the target award, and the amount of the actual award. In no event shall a Section 162(m) Eligible Participant's award exceed the amount permitted by Section 162(m).

C. Newly-Eligible Employees

The award, if any, to an Eligible Participant who became an Eligible Participant after the beginning of the Plan Year may be prorated based on the date of eligibility.

D. Position Change

An employee who becomes an Eligible Participant on or before November 1 of the Plan Year as a result of a position change may be eligible for a prorated MIP award. If a position change results in an employee becoming an Eligible Participant for part of the Plan Year and other incentives during other parts of the Plan Year, the employee may be

eligible to receive a prorated award for the amount of time in each incentive eligible position, subject to the terms of each applicable incentive plan. A position change from one MIP-eligible position to another MIP-eligible position during the Plan Year does not result in a prorata award but rather an award funded on the base salary of the Eligible Participant on December 31 of the Plan Year and the individual award opportunity as of that date.

E. Demotions

If a previously Eligible Participant is demoted to a non-incentive eligible position due to his or her violation of CVS Health policy or his or her performance, or if he or she voluntarily transfers to a non-incentive eligible position during the Plan Year, and is in the non-incentive eligible position on the last day of the Plan Year, he or she will not be eligible to earn an incentive award for the Plan Year under the MIP.

F. Terminations

Unless otherwise stated in Section VII of the MIP, if an Eligible Participant's employment terminates prior to the final determination of incentive awards for the Plan Year, he or she will not be eligible to receive an incentive award under the MIP. The final determination of incentive awards generally occurs in February of the year following the Plan Year.

G. Rehires

Employees who are rehired as Eligible Participants on or before November 1 of the Plan Year may be eligible for a prorated incentive award. For purposes of proration, credit will only be given for time worked during the Plan Year in incentive-eligible positions.

IV. Target Measurements and Total Pool

A. Consolidated Company Funding

MIP funding is based on consolidated Company performance, measured by Operating Profit, Pharmacy Benefit Management ("PBM") Client Satisfaction, and Retail Customer Service as defined below. Achievement of the Company's Operating Profit target will determine 80% of the total funding (the "Total Pool"); achievement of PBM Client Satisfaction targets will determine 10% of the Total Pool; and achievement of the Retail Customer Service target, as measured by 'myCustomer Experience' scores, will determine the remaining 10% of the Total Pool.

1. Operating Profit

Operating Profit is determined by reference to EBIT (see Exhibit A) and may be adjusted by the financial adjustments as approved by the Committee prior to the end of the first fiscal quarter of the Plan Year (the "Financial Adjustments").

If Operating Profit is below the minimum threshold of 96.9% (see Exhibit B), no formulaic funding will be made available for incentive awards, regardless of Retail Customer Service and PBM Client Satisfaction performance, and there shall be no incentive awards paid under the MIP.

2. PBM Client Satisfaction

Achievement of the PBM Client Satisfaction component of incentive funding will be determined by the aggregate actual performance against target (see Exhibit B) of the weighted composite of the following surveys:

- Client Relationship and Loyalty Survey (weight = 50%)
- Mail Service Pharmacy and Customer Care Survey (weight = 25%)
- Specialty Pharmacy Satisfaction Survey (weight = 25%)

PBM Client Satisfaction funding is subject to adjustment based on Operating Profit.

3. Retail Customer Service

The Retail Customer Service component of the incentive funding will be determined using the myCustomer Experience actual performance against the target (see Exhibit B). The myCustomer Experience score is derived based on Rx Score and Front Store score and assigned weightings.

Retail Customer Service funding is subject to adjustment based on Operating Profit.

COMPANY PERFORMANCE - TARGET MEASUREMENTS

Measurement	Percent Weight	Measurement Tool	Achievement Measured Against	Modifier
Operating Profit	80%	Earnings Before Interest and Taxes ("EBIT")	2015 EBIT Goal	CEO & Committee Discretion ⁽¹⁾ Financial Adjustments
PBM Client Satisfaction	10%	Client Relationship and Loyalty, Customer Care, Mail Service and Specialty Surveys	2015 PBM Client Satisfaction Target	Operating Profit Funding
Retail Customer Service	10%	myCustomer Service Scorecard	2015 myCustomer Experience Target	Operating Profit Funding

⁽¹⁾Subject to restrictions applicable to Section 162(m) Eligible Participants

B. Total Pool Funding

After the achievement of at least threshold for Operating Profit has been confirmed, performance of PBM Client Satisfaction and Retail Customer Service compared to target for the Plan Year will be calculated. The Total Pool for all business units will be fully based (100%) on consolidated Company performance.

The CEO or, in the case of Section 162(m) Eligible Participants, the Committee may adjust the funding of the Total Pool at his or her or its discretion based on (a) input from the PBM and Retail Presidents and Finance regarding their assessment of the overall performance of the Company; and (b) assessment of the achievement of Plan Year performance goals. In no case, however, can the CEO or the Committee increase Total Pool funding due to PBM Client Satisfaction or Retail Customer Service results.

C. Individual Performance

The Total Pool will be available for award to Eligible Participants under the MIP, taking into account the individual contribution of each Eligible Participant. The amount, if any, of the incentive award for an Eligible Participant shall be determined in the sole discretion of the Company, which shall be final, binding and conclusive as to all parties having an interest therein. The amount, if any, of the incentive award for a Section 162(m) Eligible Participant shall be determined in the sole discretion of the Committee, which shall be final, binding and conclusive as to all parties having an interest therein.

V. Earnings and Payout

A. Timing

Incentive awards will be paid to Eligible Participants as soon as administratively feasible following the date the Total Pool is determined and approved and the amount of incentive payments is determined for each eligible participant, but in any case on or before March 15 of the year immediately following the Plan Year. Incentive payments under the MIP may be subject to garnishments and other state or federal requirements.

B. Calculations

Calculations for full and partial awards will be based on each Eligible Participant's annual base salary and individual target opportunity as of the last day of the Plan Year.

For purposes of proration, the 15th of the month will be used to determine if the month is included or excluded from the incentive calculation, as follows:

1. If an Eligible Participant is hired or returns to work from an authorized leave of absence on or before the 15th of the month, the full month will be included in the incentive calculations.
2. If an Eligible Participant is hired or returns to work from an authorized leave of absence after the 15th of the month, then the full month will be excluded from the incentive calculations.

3. If an Eligible Participant's employment is terminated on or before the 15th of the month and the employee is eligible for a prorated award under the Plan, then the full month will be excluded from incentive calculations.
4. If an Eligible Participant's employment is terminated after the 15th of the month and the employee is eligible for a prorated award under the Plan, then the full month will be included in the incentive calculations.

Examples:

- a. An employee is hired as an Eligible Participant on September 14th. Because the Eligible Participant is actively employed prior to the 15th of September, the full month of September will be included in his/her prorated incentive award and the Eligible Participant will receive a prorated incentive award covering a total of four months. The award will be calculated using the Eligible Participant's individual award opportunity target and base salary as of December 31st.
- b. An Eligible Participant begins a personal leave of absence on June 3rd and returns to active status on July 22nd. Assuming the Eligible Participant was incentive eligible for the entire year, the months of June and July will be excluded from the Eligible Participant's incentive award and the Eligible Participant will receive a prorated incentive award covering a total of 10 months. The award will be calculated using the Eligible Participant's individual award opportunity target and base salary as of December 31st.

C. Award Opportunity

Individual target awards will be determined by position and may vary based on the Eligible Participant's level in the organization.

D. Obligation to Pay Out Percentage of Total Pool

Eligible Participants, as a group, have a right to receive an amount at least equal to the Total Pool, but no individual Eligible Participant shall be entitled to receive an award or any specific amount of the Total Pool. In no event will the aggregate of the total awards paid from the MIP be less than 92.5% of the Total Pool. To discourage unmerited litigation, any party or class asserting a challenge or claim against the Company under any provision of the MIP, including this Section V, shall bear their own costs relating to such challenge or claim, and if the challenge or claim is unsuccessful, such party or class shall reimburse the Company for all reasonable costs incurred by the Company in responding to such challenge or claim.

VI. Corrections to Incentive Awards

Any requested corrections to incentive award calculations must be submitted through the Human Resources Business Partner to Compensation by April 15 of the year following the Plan Year.

VII. Eligible Participant Status

A. Performance

Subject to the requirements of Section 162(m), the Company has full discretion in determining the amount, if any, of a MIP award to an Eligible Participant, including Eligible Participants whose awards may be based on SGIs, and the Participant's individual performance throughout the Plan Year will be considered by the Company in the final determination of the Eligible Participant's incentive award.

B. Leaves of Absence

An Eligible Participant on a Company-approved leave of absence at any time during the Plan Year who remains employed in an eligible position as of the last day of the Plan Year will earn a prorated incentive award based on the number of months actively worked (including time compensated as vacation, myTime or Paid Time Off ("PTO")) during the Plan Year, provided he or she meets all other eligibility criteria for an incentive award. For purposes of proration, the 15th of the month will be used to determine if the month is included or excluded from the incentive calculation, as set forth above in Section V.B.

C. Reduction in Force, Retirement and Death

1. Reduction in Force

If an Eligible Participant is separated from employment by the Company on or before the last day of the Plan Year due to a reduction in force, he or she may be eligible, at the Company's discretion, to receive a prorated incentive award based on the number of months worked during the Plan Year and incentive targets in place immediately before the separation date, provided the Eligible Participant meets all other eligibility criteria for an incentive award. For purposes of proration, the 15th of the month will be used to determine if the month is included or excluded from the incentive calculation, as set forth above.

2. Retirement

If an Eligible Participant is at least age 55 and has a minimum of 10 years of service with CVS Health or a predecessor company/subsidiary or is at least age 60 and has a minimum of 5 years of service with CVS Health or a predecessor company/subsidiary and the Eligible Participant retires before the end of the Plan Year, he/she may be eligible to receive a prorated incentive award based on the number of months worked during the Plan Year and incentive targets in place immediately before the termination date, provided he/she meets all other eligibility criteria for an incentive award. Eligible Participants who do not meet the minimum retirement requirements under this section at the time of retirement and who retire before the end of the Plan Year will not be eligible for an incentive award.

3. Death

In case of the death of an Eligible Participant, a prorated incentive award may be paid to the Eligible Participant's spouse, if living; otherwise, in equal shares to surviving children of the Eligible Participant. If there are no surviving children, the benefit shall be paid to the Eligible Participant's estate. The incentive award will be prorated based on the number of months the Eligible Participant worked during the Plan Year and incentive targets in place immediately before the termination date, and shall be paid as soon as administratively practicable following the death of the Eligible Participant but no later than March 15 of the year following the Plan Year.

VIII. Miscellaneous

A. No Promise of Continued Employment

The MIP does not create an express or implied contract of employment between CVS Health and an Eligible Participant. Both CVS Health and the Eligible Participant retain the right to terminate the employment relationship at will, at any time and for any reason.

B. Rights are Non-Assignable

Neither the Eligible Participant, nor any beneficiary, nor any other person shall have any right to assign, in whole or in part, the right to receive payments under the MIP. Payments are non-assignable and non-transferable, whether voluntarily or involuntarily.

C. Compliance with Applicable Law

An Eligible Participant must comply with all applicable state and federal law and CVS Health policies to be eligible to receive an incentive award under the MIP.

CVS Health will comply with all applicable laws concerning incentive awards; the MIP and its administration are not intended to conflict with any applicable state or federal law.

D. Change in Control

In the event of a change in control of CVS Health, as defined in the ICP, the MIP shall remain in full force and effect. Any amendments, modifications, termination or dissolution of the MIP by the acquiring entity may only occur prospectively and will not affect incentive targets or awards or eligibility in place immediately before the date of the change in control or such later date as it may be modified or dissolved by the acquiring entity.

Provisions regarding the payment of annual incentive awards that are set forth in change in control agreements with Eligible Employees shall supersede those appearing in the MIP.

E. Withholding

All required deductions will be withheld from the incentive awards prior to distribution. This includes all applicable federal, state, or local taxes, as well as any eligible 401(k) deductions and deferred compensation contributions as defined by the applicable plans. Incentive awards that are deferred will be taxed according to applicable federal and state tax law. Each Eligible Participant shall be solely responsible for any tax consequences of his or her award hereunder.

F. MIP Amendment/Modification/Termination

CVS Health retains the right to amend, modify, or terminate the MIP at any time on or before the last day of the Plan Year for any reason, with or without notice to Eligible Participants, provided that no changes shall be made with respect to a Section 162(m) Eligible Participant that would not comply with the requirements of Section 162(m).

G. MIP Interpretation

All inquiries with respect to the MIP and any requests for interpretation of any provision in the MIP must be submitted to the appropriate Human Resources Business Partner in writing. Failure to submit a request for resolution of a dispute or question in writing within 30 days of distribution of the incentive award may result in a waiver of the Eligible Participant's rights to dispute the MIP provision or amount of the incentive award.

Capitalized terms not otherwise defined herein shall have the meaning assigned to such defined term(s) in the ICP. In the event of any conflict between the ICP and the MIP, the terms of the ICP shall govern.

H. Recoupment of Incentive Awards

Each incentive award under the MIP shall be subject to the terms of the Company's Recoupment Policy as it exists from time to time, which may require the Eligible Employee to immediately repay to the Company the value of any pre-tax economic benefit that he or she may derive from the MIP.

I. Section 409A of the Internal Revenue Code

The Company intends that the MIP not violate any applicable provision of, or result in any additional tax or penalty under, Section 409A of the Code, as amended, and the regulations and guidance thereunder (collectively, "Section 409A"), and that to the extent any provisions of the Plan do not comply with Section 409A the Company will make such changes as it deems reasonable in order to comply with Section 409A. Payments hereunder are intended to qualify as short-term deferral payments under Section 409A. In all events, the provisions of CVS Health Corporation's Universal 409A Definition Document are hereby incorporated by reference, and notwithstanding the any other provision of the Plan or any Award to the contrary, to the extent required to avoid a violation of the applicable rules under Section 409A by reason of Section 409A(a)(2)(B)(i) of the Code (requiring certain delays for "specified employees"), payment of any amounts subject to Section 409A shall be delayed until the first business day of the seventh (7th) month following the date of termination of employment. For purposes of any provision of the Plan providing for the payment of any amounts or benefits in connection with a termination of employment, references to an Eligible Person's "termination of employment" (and corollary terms) shall be construed to refer to the Eligible Person's "separation from service" with the Company as determined under Section 409A.



2015 Executive Incentive Plan

I. Objectives and Summary

CVS Health Corporation's Executive Incentive Plan (the "Plan") governs annual incentive awards for certain key executive officers of CVS Health Corporation and its subsidiaries (together, "the Company"). The purpose of the Plan is to reward certain key executive officers of the Company for their material contributions to the Company and to motivate them to continue making such contributions in the future. The Plan is intended to provide performance-based compensation within the meaning of Section 162(m) of the Internal Revenue Code of 1986, as amended (the "Code"), and the provisions of the Plan shall be construed and interpreted to effectuate such intent.

The Management Planning and Development Committee (the "Committee") of the Board of Directors (the "Board") shall administer the Plan under the provisions herein and of the 2010 Incentive Compensation Plan (the "ICP") and shall have authority, without limitation, to determine the Participants (as defined in Section III), to determine the terms and conditions of any Award (as defined in Section III) and to interpret the Plan. Subject to the provisions of Section 162(m) of the Code, the Committee may, in its sole discretion, delegate to officers of CVS Health the authority to perform administrative functions of the Plan as the Committee may determine and may appoint officers and others to assist it in administering the Plan.

II. Plan Year

The Plan is a calendar year plan, which runs from January 1 to December 31 ("Plan Year").

III. Eligible Participants

Within 90 days after the start of the applicable Plan Year, the Committee shall designate the key executives of the Company who are eligible to participate in the Plan for the Plan Year (each, a "Participant") and to receive an award under the terms of the Plan (an "Award"). The Participants for the Plan Year shall be set forth in the Exhibit A to the Plan related to the Plan Year ("Exhibit A"). Except as the Committee may otherwise determine, it is intended that the Participants for any Plan Year shall include all employees who are treated as "covered employees" within the meaning of Section 162(m)(3) of the Code for that Plan Year and whose compensation for such Plan Year consequently may be subject to the limit on deductible compensation imposed by Section 162(m) of the Code. The Committee may designate a key executive as a Participant after the first 90 days of the applicable Plan Year, but only if the key executive is a new employee of the Company.

IV. Bonus Pool

A. For each Plan Year, the Company will establish a pool of funds for that Plan Year in an amount equal to 0.5% of the Company's Adjusted Net Income for the Plan year (the "Bonus Pool"). For purposes of the Plan, "Adjusted Net Income" is defined as adjusted income from continuing operations attributable to CVS Health as reported by the Company in its year-end earnings. Within 90 days of the start of the Plan Year, the Committee may make provision for excluding from the calculation of the Bonus Pool the effect of extraordinary events and changes in accounting methods, practices or policies.

B. Within 90 days of the start of each Plan Year, the Committee will designate a percentage of the Bonus Pool to be allocated to each Participant and a percentage to be reserved in the event the Committee wishes to allocate a percentage to a new Participant, if any, after the first 90 days of the applicable Plan Year. The allocations will be set forth in the Exhibit A for the Plan Year. The maximum allocation that may

be made to any Participant for a Plan Year will be 40%, and in no event shall the allocations, in the aggregate, exceed 100% of the Bonus Pool. Regardless of the foregoing, in no event shall any Participant be entitled to receive more than his or her individual cap as set forth in Exhibit A for the Plan Year.

V. Awards

A. Following the completion of each Plan Year, the Committee shall certify in writing the amount of the Bonus Pool and the actual Award amount, if any, payable to each Participant for such Plan Year. Subject to Section V.B, the actual Award amount payable to a Participant shall equal his or her allocable percentage of the Bonus Pool as certified by the Committee.

B. The Committee in its sole and exclusive discretion may reduce (including a reduction to zero) the Award to a Participant otherwise payable under the Plan for the Plan Year at any time prior to the payment of the Award to the Participant. The exercise of such negative discretion with respect to one Participant shall not result in an increase in the amount payable to any other Participant.

VI. Payment of Awards

A. Subject to Section V, a Participant shall receive payment of an Award if he or she remains employed by the Company through the final determination of incentive awards for the Plan Year; provided, however, that no Participant shall be entitled to payment of an Award hereunder until the Committee makes the certification provided for in Section V. The final determination of incentive awards generally occurs in February of the year following the Plan Year.

B. Awards shall be paid in cash or in any other form prescribed by the Committee and shall be paid to Participants as soon as administratively feasible following the date that annual bonuses are determined and approved for Company employees generally, but in any case on or before March 15 of the year immediately following the Plan Year. Awards may be subject to garnishments and other state or federal tax withholding requirements.

C. Calculations for full and partial awards will be based on each Participant's annual base salary and individual target opportunity as of December 31st of the Plan Year. For purposes of proration, the 15th of the month will be used to determine if the month is included or excluded from the incentive calculation, as follows:

1. If a Participant's employment is terminated on or before the 15th of the month and the employee is eligible for a prorated award under the Plan, then the full month will be excluded from incentive calculations.
2. If a Participant's employment is terminated after the 15th of the month and the employee is eligible for a prorated award under the Plan, then the full month will be included in the incentive calculations.

VII. Retirement and Death

A. If a Participant is at least age 55 and has a minimum of 10 years of service with the Company **or** is at least age 60 and has a minimum of 5 years of service with the Company **and** the Participant retires before the end of the Plan Year, he/she may be eligible to receive a prorated Award based on the number of months worked during the Plan Year, provided he/she meets all other eligibility criteria for an Award. Participants who do not meet the minimum retirement requirements under this section at the time of retirement and who retire before the end of the Plan Year will **not** be eligible for an Award.

B. In the case of the death of a Participant before the end of the Plan Year, a prorated Award may be paid to the Participant's spouse, if living; otherwise, a prorated Award may be paid in equal shares to surviving children of the Participant. If there are no surviving children, a prorated Award may be paid to

the Participant's estate. If an Award is paid, the Award will be prorated based on the number of months the Participant worked during the Plan Year.

VIII. Miscellaneous

A. No Promise of Continued Employment

The Plan does not create an express or implied contract of employment between the Company and a Participant. Both the Company and the Participant retain the right to terminate the employment relationship at will, at any time and for any reason.

B. Rights are Non-Assignable

Neither the Participant, nor any beneficiary, nor any other person shall have any right to assign, in whole or in part, the right to receive payments under the Plan. Payments are non-assignable and non-transferable, whether voluntarily or involuntarily.

C. Compliance with Applicable Law

A Participant must comply with all applicable state and federal law and the policies of the Company to be eligible to receive an Award under the Plan.

The Company will comply with all applicable laws concerning incentive awards; the Plan and its administration are not intended to conflict with any applicable state or federal law.

D. Change in Control

In the event of a change in control of the Company, as defined in the ICP, the Plan shall remain in full force and effect. Any amendments, modifications, termination or dissolution of the Plan by the acquiring entity may only occur prospectively and will not affect incentive earnings or eligibility before the date of the change in control or such date as it may be modified or dissolved by the acquiring entity.

Provisions regarding the payment of annual incentive awards that are set forth in change in control agreements with Participants shall supersede those appearing in the Plan.

E. Withholding

All required deductions will be withheld from the Awards prior to distribution. This includes all applicable federal, state, or local taxes, as well as any eligible 401(k) deductions and deferred compensation contributions as defined by the applicable plans. Awards that are deferred will be taxed according to applicable federal and state tax law. Each Participant shall be solely responsible for any tax consequences of his or her Award hereunder.

F. Amendment/Modification/Termination

The Company retains the right to amend, modify, or terminate the Plan at any time on or before the last day of the Plan Year for any reason, with or without notice to Participants, provided that no changes shall be made that would not comply with the requirements of Section 162(m) of the Code.

G. Interpretation

All inquiries with respect to the Plan and any requests for interpretation of any provision in the Plan must be submitted to the Committee in writing. Failure to submit a request for resolution of a dispute or question in writing within 30 days of distribution of the Award shall result in a waiver of the Participant's rights to dispute the Plan provision or amount of the Award.

Capitalized terms not otherwise defined herein shall have the meaning assigned to such defined term(s) in the ICP. In the event of any conflict between the ICP and the Plan, the terms of the ICP shall govern.

H. Recoupment of Incentive Awards

Each Award under the Plan shall be subject to the terms of the Company's Recoupment Policy as it exists from time to time, which may require a Participant to immediately repay to the Company the value of any pre-tax economic benefit that he or she may derive from the Plan.

I. Section 409A of the Internal Revenue Code

The Company intends that the MIP not violate any applicable provision of, or result in any additional tax or penalty under, Section 409A of the Code, as amended, and the regulations and guidance thereunder (collectively, "Section 409A"), and that to the extent any provisions of the Plan do not comply with Section 409A the Company will make such changes as it deems reasonable in order to comply with Section 409A. Payments hereunder are intended to qualify as short-term deferral payments under Section 409A. In all events, the provisions of CVS Health Corporation's Universal 409A Definition Document are hereby incorporated by reference. Notwithstanding any other provision of the Plan or any Award to the contrary, to the extent required to avoid a violation of Section 409A, payment of any amounts to "specified employees" shall be delayed until the first business day of the seventh (7th) month following the date of termination of employment. References to an Eligible Person's "termination of employment" (and corollary terms) shall be construed to refer to the Eligible Person's "separation from service" with the Company as determined under Section 409A.

**CVS HEALTH CORPORATION
SEVERANCE PLAN
FOR NON-STORE EMPLOYEES
(Amended as of January 1, 2015)**

**CVS HEALTH CORPORATION SEVERANCE PLAN
FOR NON-STORE EMPLOYEES
(Amended as of January 1, 2015)**

WHEREAS, CVS Health Corporation (the "Company") has established the CVS Caremark Severance Plan for Non-Store Employees (the "Plan") to provide financial assistance to employees in non-store positions who are involuntarily terminated and are eligible within the terms and conditions of the Plan;

WHEREAS, it is intended that the Plan constitute an employee welfare benefit plan within the scope of Section 3(1) of the Employee Retirement Income Security Act of 1974, as amended ("ERISA"), that the Plan constitute a separation pay plan within the scope of Department of Labor ("DOL") Regulation Section 2510.3-2(b), and that all payments made under the Plan be deductible by the Company under Section 162(a) of the Internal Revenue Code of 1986, as amended (the "Code");

WHEREAS, the benefits provided under the Plan are intended to constitute separation pay within the meaning of Treasury Regulation Section 1.409A-1(b)(9)(iii);

WHEREAS, this document is the official plan document;

WHEREAS, the Company wishes to change the Plan name to reflect the change in the Company's name; and

WHEREAS, the Company wishes to make certain amendments to the Plan, effective as of January 1, 2015 (the "Effective Date");

NOW, THEREFORE, as of the Effective Date, the Company does hereby amend the Plan to provide as follows:

**ARTICLE I
DEFINITIONS**

For purposes of the Plan, the following terms, when used with an initial capital letter, shall have the meaning set forth below unless a different meaning is plainly required by the context.

1.1 "Affiliate" shall mean (a) any corporation which is required to be aggregated with the Company under Code Section 414(b), (c), (m), or (o) and (b) any other entity in which the Company has an ownership interest and which the Company designates as an Affiliate for purposes of the Plan.

1.2 "Cause" shall refer to a termination of an Eligible Employee's employment because of the Eligible Employee's (a) poor performance; (b) acts of unethical business activity, including but not limited to fraud, misappropriation, embezzlement, dishonesty, harassment, discrimination in violation of Employer policies, or willful or negligent destruction of property of an Employer or an Affiliate; (c) misconduct that is reasonably likely to cause material damage (monetary or otherwise) to the Employer, an Affiliate, or any personnel thereof; (d) conviction of or a plea of guilty or nolo contendere to any felony, whether or not any right to appeal has been or may be exercised; (e) negligence of duty; (f) insubordination; or (g) a violation of the Employer's policy, procedure, or practice.

1.3 "Code" shall mean the Internal Revenue Code of 1986, as amended.

1.4 “Eligible Employee” shall mean an individual who is employed by the Employer on a regular basis in a non-store position and has been employed by the Employer in any position for a minimum of twelve (12) months prior to the individual’s separation of employment. For purposes of the Plan, distribution warehouse employees, field managers and employees employed by CVS ProCare, Inc. working at Company headquarters, shall be treated as working in a non-store location and therefore not subject to exclusion from eligibility. For purposes of the Plan, individuals in the following categories will not be considered Eligible Employees:

- (a) individuals who are covered by a collective bargaining agreement, provided welfare benefits were the subject of good faith bargaining, unless the terms of the collective bargaining agreement provide for participation in the Plan;
- (b) individuals who are seasonal employees, leased employees, independent contractors, temporary employees, or consultants;
- (c) individuals who work for the Employer or an Affiliate in a store location of the Company or an Affiliate, or whose compensation is paid through or according to a store payroll, including but not limited to: pharmacists, store managers, assistant store managers, crew, and pharmacy staff;
- (d) individuals employed by MinuteClinic, L.L.C. or by any practitioner-owned entity managed by MinuteClinic, L.L.C.;
- (e) the President and CEO of CVS Health Corporation;
- (f) individuals employed in Puerto Rico; and
- (g) individuals employed outside the United States of America.

The decision of whether an individual falls into one of these categories and whether an individual is employed by an Employer on a regular basis in a non-store position for a minimum of 12 months shall be made by the Employer in its sole discretion. Any individual who is excluded from being considered an Eligible Employee under the Plan shall be excluded from the Plan regardless of the individual’s reclassification by a government agency, including a reclassification by the Internal Revenue Service for tax withholding purposes.

1.5 “Employer” shall mean CVS Pharmacy, Inc. and Caremark Rx, L.L.C. and any current or future Affiliate thereof.

1.6 “ERISA” shall mean the Employee Retirement Income Security Act of 1974, as amended.

1.7 “Exempt Employee” shall mean an Eligible Employee who is paid on a salaried basis for payroll purposes and classified in the sole discretion of the Employer under its normal classification procedures as an exempt employee under the Fair Labor Standards Act.

1.8 “Involuntary Termination” shall mean an Eligible Employee’s termination of employment with the Employer due to the unilateral action of the Employer, including but not limited to a termination as a result of the elimination of an Eligible Employee’s position due to a reorganization or changes in responsibilities, a reduction in force, or a closing of the business unit in which the Eligible Employee works; provided, however, that such Involuntary Termination constitutes a separation from service under Treasury

Regulation Section 1.409A-1(h). Notwithstanding the foregoing, an Eligible Employee will not have an Involuntary Termination if the Eligible Employee: (a) is terminated for Cause, as determined by the Employer in its sole discretion; (b) voluntarily terminates employment or resigns prior to an Involuntary Termination; (c) takes a leave of absence; (d) is administratively terminated for failure to return from a leave of absence upon expiration of his or her leave; (e) terminates employment due to his or her death; (f) transfers to an Affiliate; (g) transfers to a new employer in connection with the sale of an Employer facility; or (h) fails to accept an offer for a job with the Employer that is comparable to the job that he or she is performing for the Employer at the time of the offer. For purposes of Subsection (h) of this Section 1.8, whether a job is considered “comparable” shall be determined in the sole discretion of the Employer, taking into account whether the new job is located 50 or fewer miles from the Eligible Employee’s job at the time of the offer, whether the compensation offered is materially less than the Eligible Employee’s compensation at the time of the offer, and whether the new job will result in a substantial change of duties from the Eligible Employee’s job at the time of the offer. The determination of whether an Eligible Employee’s termination of employment is an Involuntary Termination shall be made in the sole discretion of the Employer. If an Employer deems an Eligible Employee’s termination of employment to be an Involuntary Termination but later learns of facts and circumstances that, had the Employer known such facts and circumstances at the time of termination, could have resulted in a termination of employment for Cause, the Eligible Employee’s termination shall be deemed as of the date of termination not to have been an Involuntary Termination.

1.9 “Non-exempt Employee” shall mean an Eligible Employee who is paid on an hourly basis for time worked and classified in the sole discretion of the Employer under its normal classification procedures as a non -exempt employee under the Fair Labor Standards Act.

1.10 “Plan Administrator” shall mean the Vice President of Human Resources of CVS Pharmacy, Inc., or such other person designated to act as the Plan Administrator.

1.11 “Rehire Date” shall mean the date an Eligible Employee accepts reemployment with any Employer.

1.12 “RxAmerica Legacy Employee” shall mean an Eligible Employee who (a) was employed by RxAmerica, L.L.C. on the date of the acquisition of Longs Drugs Stores Corporation by CVS Caremark Corporation, and (b) since the acquisition has been continuously employed by RxAmerica, L.L.C. through the date of his or her Involuntary Termination under the Plan.

1.13 “Severance Pay” shall mean the pay an Eligible Employee is eligible to receive under Subsection (b) of Section 2.1 of the Plan upon his or her Involuntary Termination.

1.14 “Severance Period” shall mean the period of time during which an Eligible Employee is eligible to receive Severance Pay; provided, for RxAmerica Legacy Employees, the Severance Period shall be the period of time on which the calculation of Severance Pay is based under Paragraphs (1) through (6) of Subsection (b) of Section 2.1 of the Plan.

1.15 “Weekly Rate” shall mean, (a) with respect to an Eligible Employee paid on a salaried basis, an Eligible Employee’s annual base salary (as determined by the Employer), as of the date of the Eligible Employee’s Involuntary Termination, expressed on a weekly basis (as determined in the sole discretion of the Employer), and (b) with respect to an Eligible Employee paid on an hourly basis, the hourly wage rate of the Eligible Employee as of the date of the Eligible Employee’s Involuntary Termination multiplied by the Eligible Employee’s regularly scheduled number of hours of service per week (as determined by the

Employer), not in excess of 40 hours. Weekly Rate shall exclude any overtime, incentive, and bonus payments, unless otherwise required by law.

1.16 "Year of Service" shall mean each full year of service performed by the Eligible Employee for an Employer as reflected in the records of the Employer and as determined based on the Employer's policies and procedures for determining periods of service, and the applicable law.

ARTICLE 2
SEVERANCE PAY AND ELIGIBLE EMPLOYEE BENEFITS

2.1 (a) Eligibility. Upon his or her Involuntary Termination, an Eligible Employee may, in the discretion of the Plan Administrator, be granted Severance Pay and benefits provided under Subsections (b), (c), and (d) of this Section 2.1, provided the conditions of Section 2.2 are satisfied. The determination of whether Severance Pay is payable under the Plan, and the form and amount of such pay, shall be made in the sole discretion of the Plan Administrator.

(b) Severance Pay. The Severance Pay payable to an Eligible Employee in the event of Involuntary Termination shall be determined by the Plan Administrator in its sole discretion, using the following guidelines for the applicable Eligible Employee classification:

(i) For Eligible Employees who are Non-exempt Employees:

(A) the Eligible Employee's Weekly Rate multiplied by two (2), plus

(B) an amount equal to the Eligible Employee's Weekly Rate multiplied by the number of Years of Service completed by the Eligible Employee multiplied by two (2),

provided Severance Pay for Non -exempt employees should not exceed the Eligible Employee's Weekly Rate multiplied by thirteen (13);

(ii) For Eligible Exempt Employees in grades 105-108, 201-203, 302, 407, 408:

(A) the Eligible Employee's Weekly Rate multiplied by four (4), plus,

(B) an amount equal to the Eligible Employee's Weekly Rate multiplied by the number of Years of Service completed by the Eligible Employee multiplied by two (2),

provided Severance Pay for Exempt Employees should not exceed the Eligible Employee's Weekly Rate multiplied by twenty (20);

(iii) For Eligible Exempt Employees in grades 109-111, 204, 205, 303, 304, 409-411,, the greater of (A) the Eligible Employee's Weekly Rate multiplied by thirteen (13) or, (B) the amount determined under the formula set forth in Paragraph (ii) of this

Subsection (b), provided Severance Pay should not exceed the Eligible Employee 's Weekly Rate multiplied by twenty (20);

- (iv) For Eligible Exempt Employees in grades 112, 206, 305, 412, the Eligible Employee's Weekly Rate multiplied by twenty-six (26);
- (v) For Eligible Exempt Employees in grades 36A -Z, the Eligible Employee's Weekly Rate multiplied by fifty-two (52); and
- (vi) For Eligible Exempt Employees in grades 38A -Z and 39 A-Z, the Eligible Employee's Weekly Rate multiplied by fifty-two (52).

Notwithstanding the above guidelines, in the event of an Involuntary Termination of an Eligible Employee who is an RxAmerica Legacy Employee, Severance Pay shall be determined by the Plan Administrator in its sole discretion, using the following guidelines for the applicable Rx America Legacy Employee classification:

(1) For Rx America Legacy Employees who are Non-exempt Employees, the greater of (A) the RxAmerica Legacy Employee 's Weekly Rate multiplied by the number of Years of Service, or (B) the RxAmerica Legacy Employee 's Weekly Rate multiplied by eight (8);

(2) For RxAmerica Legacy Employees who are Exempt Employees, the greater of (A) the RxAmerica Legacy Employee 's Weekly Rate multiplied by the number of Years of Service, or (B) the RxAmerica Legacy Employee's Weekly Rate multiplied by twelve (12);

(3) For RxAmerica Legacy Employees who are classified by the Employer (in its sole discretion) as a Manager or in an equivalent position, the greater of (A) the RxAmerica Legacy Employee 's Weekly Rate multiplied by the number of Years of Service, or (B) the RxAmerica Legacy Employee 's Weekly Rate multiplied by twenty-six (26);

(4) For RxAmerica Legacy Employees who are classified by the Employer (in its sole discretion) as a Director or in an equivalent position, the greater of (A) the Eligible Legacy Employee 's Weekly Rate multiplied by the number of Years of Service, or (B) the RxAmerica Legacy Employee 's Weekly Rate multiplied by thirty-nine (39);

(5) For RxAmerica Legacy Employees who are classified by the Employer (in its sole discretion) as a Vice President or Group Vice President or in an equivalent position, the greater of (A) the RxAmerica Legacy Employee's Weekly Rate multiplied by the number of Years of Service, or (B) the RxAmerica Legacy Employee 's Weekly Rate multiplied by fifty-two (52); and

(6) For RxAmerica Legacy Employees who are classified by the Employer (in its sole discretion) in a position that is higher than Vice President or Group Vice President, such other amount determined in the sole discretion of the Plan Administrator.

Notwithstanding the above guidelines, the Plan Administrator may increase or decrease (including, to zero) the amount of Severance Pay with respect to any Eligible Employee for reasons it deems appropriate in its sole discretion (including, but not limited to, an increase to provide consideration for Eligible Employees who have outstanding employment agreements with an Employer or a decrease to take into account any debts owed to an Employer), and the Plan Administrator may make any such increase or decrease at any time, whether before or after payments of Severance Pay have commenced.

(c) COBRA Assistance. In the event an Eligible Employee who has an Involuntary Termination (i) is eligible to elect continuation coverage under the Consolidated Omnibus Budget Reconciliation Act of 1985 as amended ("COBRA") in accordance with the terms of the medical and prescription drug plan and/or dental plan of the Employer and (ii) properly and timely elects such continuation coverage, the Employer may pay for a portion of the cost of COBRA coverage equivalent to the contribution which the Employer makes on behalf of similarly situated active employees under such plan for the appropriate tier of coverage selected and in place immediately prior to the date of the Eligible Employee 's Involuntary Termination (*e.g.*, employee-only, family coverage), for a period determined in the sole discretion of the Plan Administrator, which generally shall be the Severance Period. Any COBRA assistance provided under this Subsection (c) shall be paid by the Employer directly to the insurance carrier, if applicable. The portion of the COBRA premium not covered by the COBRA assistance specified in this Subsection (c) must be paid by the Eligible Employee directly to the insurance carrier or service provider that administers COBRA, as applicable, based on the standard rules under the respective plan for payment of COBRA premiums. This Subsection (c) does not provide COBRA assistance in the event the Eligible Employee fails to properly and timely elect COBRA continuation coverage, regardless of whether his or her covered dependents elect COBRA continuation coverage. Notwithstanding the foregoing, for an Eligible Employee who is an RxAmerica Legacy Employee eligible to elect COBRA continuation coverage in accordance with the terms of the medical and prescription drug plan and/or dental plan, the Employer may, in the sole discretion of the Plan Administrator, pay for COBRA assistance, generally in the form of a single lump sum payment equal to the weekly COBRA premium (102 percent of the applicable premium, as defined in Code Section 4980B(f)(4)) for the Severance Period, based on the tier of coverage in which the RxAmerica Legacy Employee is enrolled as of the date of his or her Involuntary Termination.

(d) Outplacement Services. Upon an Involuntary Termination, the outplacement services provided to an Eligible Employee shall be provided in the sole discretion of the Plan Administrator based on the guidelines contained in this Subsection (d).

(i) If an Eligible Employee so desires, he or she may be eligible for outplacement services for assistance in obtaining new employment, provided through a vendor selected by the Employer, with the Employer directly providing payment to such vendor. The provision of outplacement services is contingent upon the Eligible Employee 's cooperation with the outplacement service vendor, upon the active efforts of the Eligible Employee to locate a new position, and upon the Eligible Employee initiating outplacement services during the Severance Period.

(ii) Subject to the requirements of Paragraph (i) of this Subsection (d), outplacement services shall be offered for a period of time determined in the sole discretion of the Plan Administrator, based on guidelines that include:

(A) a virtual or group training session for Eligible Non-exempt Employees and Exempt Employees in grades 105-108, 201-203, 302, 407, 408;

(B) three (3) months of outplacement services for Eligible Exempt Employees in grades 109-112, 204-206, 303-305, 409-412; and

(C) six (6) months of outplacement services for Eligible Exempt Employees in grades 36A-Z, 38A-Z, and 39 A-Z;

provided, in no event shall such services extend beyond twelve (12) months following the Involuntary Termination of the Eligible Employee.

(e) Form and Timing of Payment. In the event an Eligible Employee is awarded Severance Pay under the terms of Subsection (a) of this Section 2.1, such Severance Pay shall be paid following an Eligible Employee 's Involuntary Termination (except as provided in Section 2.3, below), as follows: No Severance Pay shall commence (with respect to salary continuation payments) or be paid (with respect to a lump sum) (i) prior to the expiration of the later of a period that is identified in a separate agreement with the Eligible Employee during which he or she may consider the execution of the release of claims form (the "Consideration Period") or a period ending at least seven (7) days following the execution of the release of claims form (the "Revocation Period"), or (ii) later than sixty (60) days following the date of Eligible Employee 's Involuntary Termination. Severance Pay that is paid in the form of salary continuation shall commence as soon as feasible following expiration of the later of the Consideration Period or the Revocation Period, which generally shall be the first regularly scheduled payroll date following the expiration of the Consideration Period or the Revocation Period, as the case may be, and shall thereafter be paid in substantially equal installments in accordance with the Employer 's regular payroll practice, except as provided in Section 2.3 of the Plan; provided, with respect to RxAmerica Legacy Employees, Severance Pay shall be paid in a single lump sum. Further, in the Plan Administrator 's sole discretion, Severance Pay may be paid to any Eligible Employees in a single lump sum, in which event Severance Pay shall be paid within the period that satisfies the 409A requirements for short-term deferrals under Section 409A of the Code.

(f) Withholding. Any payment of Severance Pay to an Eligible Employee shall be subject to normal withholding for state and federal income taxes and Social Security taxes.

(g) Death. Upon the death of the Eligible Employee who had an Involuntary Termination and who has not received all Severance Pay payable under the Plan, the Severance Pay otherwise payable under Section 2.1(b) of the Plan shall be paid in the form of a lump sum to the Eligible Employee 's estate or beneficiary as soon as practicable, but in no event later than 60 days following death. Any other severance benefits provided under this Section 2.1 (COBRA assistance and outplacement services) shall cease upon the Eligible Employee 's death.

2.2 Conditions on Payment of Severance Pay and Benefits. Payment of the Severance Pay and benefits provided in Section 2.1 of the Plan shall be subject to and conditioned upon the following:

(a) to the extent an Eligible Employee receives notice of a date selected by the Employer (in its sole discretion) on which the Eligible Employee 's Involuntary Termination shall occur (a "Designated Termination Date"), the Eligible Employee must continue to work in a satisfactory manner until his or her Designated Termination Date;

(b) the Eligible Employee must cooperate in transitioning all of the Eligible Employee's work in consultation with the Eligible Employee's supervisor or other designated employee;

(c) the Eligible Employee must execute and deliver a release of claims form (in the form specified by the Employer from time to time which may include restrictive covenants and, if applicable, a waiver as described in Subsection (d) of this Section 2.2) within the time period specified under the terms of the applicable severance offer. Further, in no event will Severance Pay be paid with respect to an Eligible Employee in the event the release of claim form is revoked during the Revocation Period (described in Section 2.1(e) of the Plan); and

(d) the Eligible Employee must waive the right to receive any other severance payment relating to salary continuation or salary replacement the Eligible Employee may otherwise be eligible to receive upon termination of employment under any employment agreement, severance plan, practice, policy or program of the Employer or an Affiliate.

2.3 Maximum Severance Pay. Notwithstanding any other provisions to the contrary, benefits paid hereunder (a) shall not exceed two times the lesser of (i) the Eligible Employee's Compensation (as defined in this Section 2.3) during the calendar year immediately preceding the Eligible Employee's Involuntary Termination or (ii) the maximum amount that may be taken into account under a qualified plan pursuant to Section 401(a)(17) of the Code for the calendar year in which the Eligible Employee's Involuntary Termination occurs and (b) shall be paid in full within twenty-four (24) months after the date the Eligible Employee's Involuntary Termination occurs. In the event that any Severance Pay payable to an Eligible Employee would exceed the twenty-four (24) month period provided in the foregoing sentence if the Severance Pay continued to be paid in accordance with the Employer's regular payroll practice, any Severance Pay that would otherwise exceed the twenty-four (24) month time period will be paid to the Eligible Employee in a lump sum on the last regular payroll date within the twenty-four (24) month period. For purposes of this Section 2.3, "Compensation" shall mean the Eligible Employee's total annualized compensation, based upon the annual rate of pay for services provided to the Employer for the calendar year preceding the calendar year in which the Eligible Employee's Involuntary Termination occurs, adjusted for any increase in such preceding calendar year that was expected to continue indefinitely if the Eligible Employee had not had an Involuntary Termination.

2.4 Cessation of Severance Pay Upon Reemployment. If an Eligible Employee who had an Involuntary Termination and who is receiving Severance Pay thereafter accepts reemployment with any Employer during the Severance Period, such Employee's Severance Pay shall cease on the Rehire Date and any remaining Severance Pay shall be forfeited.

2.5 Cessation of Severance Pay After Commencement of Payments. If an Eligible Employee is deemed to have an Involuntary Termination and begins to receive Severance Pay under the Plan and the Employer or the Plan Administrator becomes aware of facts and circumstances that, had the Employer known same at the time of the Eligible Employee's termination of employment, would have affected the Employer's determination as to whether such Employee's termination was an Involuntary Termination, the Plan Administrator may suspend any future Severance Pay payments to the Eligible Employee while the Employer investigates the facts and circumstances and finalizes such investigation, and, if the Employer determines that the Eligible Employee should have been terminated for Cause, such Eligible Employee's Severance Pay shall cease as of the suspension date, any remaining Severance Pay shall be forfeited and any Severance Pay that has been paid shall be subject to repayment by the Eligible Employee.

2.6 Impact of Debt on Severance Pay. In the event an Eligible Employee is indebted to the Company or Employer (determined in the sole discretion of the Company or Employer, as applicable), the Plan Administrator reserves the right to reduce, offset, withhold, and/or forfeit the Severance Pay otherwise payable under the Plan.

2.7 Employee Benefits. As of the date of an Eligible Employee's Involuntary Termination, the Eligible Employee's active participation in any benefit plan, program, or policy sponsored or subsidized by the Employer shall cease, unless otherwise continued pursuant to the terms of such plan, program or policy.

2.8 Awards. Any award or grant made to the Eligible Employee under any stock option, stock purchase, or stock appreciation rights plan of the Company or Employer shall be administered and interpreted in accordance with the terms of the applicable plan documents.

2.9 Paid Time Off. Any pay for accrued paid time off shall be determined under the terms of the Employer's applicable policies.

2.10 Benefits Not Vested. No one under any circumstance is automatically entitled to Severance Pay and benefits described in Section 2.1 of the Plan. Notwithstanding anything in the Plan to the contrary, the Plan Administrator reserves the right, at its sole discretion, to increase, decrease, or eliminate Severance Pay and benefits under the Plan.

2.11 Bonuses. Whether any bonuses are payable to an Eligible Employee shall be determined based on the terms of any applicable bonus program, plan, or policy.

ARTICLE 3 ADMINISTRATION OF THE PLAN

3.1 Control and Administration. Notwithstanding any other provision in the Plan, and to the full extent permitted under ERISA and the Internal Revenue Code, the Plan Administrator shall have the exclusive right, power and final authority, in its sole and absolute discretion, to administer, apply, construe and interpret the terms of the Plan and all related plan documents and all facts surrounding claims for benefits under the Plan and shall determine all questions arising in the administration, interpretation and application of the Plan, including, but not limited to, those concerning eligibility for benefits. Accordingly, benefits under the Plan shall be paid only if the Plan Administrator decides in its discretion that an Eligible Employee is entitled to benefits, and the Plan Administrator shall decide all questions regarding the form, amount and duration of benefits. The Plan Administrator may consult with attorneys, consultants and other persons for advice, counsel and reports to make determinations under the Plan, and the Plan Administrator may delegate its administrative duties and responsibilities to persons or entities of its choice, in all cases who may be employees of the Company. All determinations of the Plan Administrator shall be conclusive and binding on all parties. The Plan Administrator shall be the named fiduciary of the Plan for purposes of ERISA.

3.2 Claim Procedures.

(a) Procedure for Granting or Denying Claims. An Eligible Employee, or his or her duly authorized representative, may file a claim for payment of benefits under the Plan within 30 days after termination of employment. Such a claim must be made in writing and be delivered to

the Plan Administrator, in person or by mail, postage paid. Within 90 days after receipt of such claim, the Plan Administrator shall notify the claimant of the granting or denying, in whole or in part, of such claim, unless special circumstances require an extension of time for processing the claim. In no event may the extension exceed 90 days from the end of the initial 90 -day period. If such extension is necessary, the claimant will be given a written notice to this effect prior to the expiration of the initial 90-day period. The Plan Administrator shall have full discretion to deny or grant a claim in whole or in part.

(b) Requirement for Notice of Claim Denial. The Plan Administrator shall provide to every claimant who is denied a claim for benefits a written or electronic notice setting forth in a manner calculated to be understood by the claimant:

(i) The specific reason or reasons for the denial;

(ii) Specific reference to pertinent Plan provisions on which the denial is based;

(iii) A description of any additional material or information necessary for the claimant to perfect the claim and an explanation of why such material is necessary; and

(iv) An explanation of the Plan's claim review procedures and the time limits applicable to such procedures, including a statement of the claimant's right to bring a civil action under Section 502(a) of ERISA following an adverse determination on review.

(c) Right to Appeal and Request Hearing on Claim Denial. Within 60 days after receipt by the claimant of written or electronic notification of the denial (in whole or in part) of his or her claim, the claimant or his or her duly authorized representative (including, but not limited to, his or her counsel) may make a written application to the Plan Administrator, in person or by certified mail, postage prepaid, to be afforded a full and fair review of such denial. The claimant or his or her duly authorized representative may submit written comments, documents, records, and other information relating to the claim for benefits. Moreover, the claimant or his or her duly authorized representative shall be provided, upon request and free of charge, reasonable access to, and copies of, all documents, records, and other information relevant to the claimant's claim for benefits. The request for a review may include a request for a hearing; provided only the claimant and the Plan Administrator may be present at any hearing granted by the Plan Administrator.

(d) Disposition of Disputed Claims. Upon receipt of a request for review, the Plan Administrator shall make a decision on the claim. The review shall take into account all comments, documents, records, and other information submitted by the claimant relating to the claim, without regard to whether such information was submitted or considered in the initial benefit determination. The decision on review shall be made not later than 60 days after the Plan Administrator's receipt of a request for a review, unless special circumstances require an extension of time for processing, in which case a decision shall be rendered not later than 120 days after receipt of the request for review. If an extension is necessary, the claimant shall be given written notice of the extension prior to the expiration of the initial 60 -day period.

The Plan Administrator shall provide the claimant with written or electronic notification of the Plan's determination on review. In the case of an adverse determination, the notification shall set forth, in a manner calculated to be understood by the claimant, the specific reason or reasons for

the decision as well as specific references to the Plan provisions on which the decision was based. The decision shall also include a statement that the claimant is entitled to receive, upon request and free of charge, reasonable access to, and copies of, all documents, records, and other information relevant to the claimant's claim for benefits. Moreover, the decision shall contain a statement of the claimant's right to bring an action under Section 502(a) of ERISA.

3.3 Bar to Legal Action. No legal action may be commenced or maintained against the Plan, the Company or any Employer prior to the claimant's exhaustion of the claims procedures set forth in Section 3.2 of the Plan. In addition, no legal action may be commenced against the Plan more than ninety (90) days after the Plan Administrator's final claim determination on review pursuant to Section 3.2(d) of the Plan. Any legal action must be conducted in the United States District Court for Rhode Island.

3.4 Named Fiduciary. The Plan Administrator of the Plan shall be the Named Fiduciary of the Plan for purposes of ERISA Section 402(a)(1).

ARTICLE 4 MISCELLANEOUS

4.1 Amendment or Termination. The Plan may be amended, terminated, withdrawn or suspended at any time in writing by the Management Planning and Development Committee of the Company or any individual designated by such Committee to take such actions.

4.2 Choice of Law. The validity, interpretation, construction and performance of the obligations created under the Plan shall be governed by ERISA, and to the extent not preempted by federal law, the laws of the State of Rhode Island without regard to its conflicts of law principles.

4.3 Validity. The invalidity or unenforceability of any provision of the Plan shall not affect the validity or enforceability of any other provision of the Plan, which shall remain in full force and effect.

4.4 Plan Exclusive Source of Rights. The Plan contains all of the terms and conditions with respect to the benefits provided hereunder, and no Eligible Employee or former Eligible Employee may rely on any other communication or representation, whether oral or written, of the Employer or any of its subsidiaries, or any officer or Eligible Employee thereof, as creating any right or obligation not expressly provided by the Plan.

4.5 Nonassignability. No benefit which shall be payable under the Plan to any Eligible Employee shall be subject in any manner to anticipation, alienation, sale, transfer, assignment, pledge, encumbrance, or charge (except as required by law), and any attempt to anticipate, alienate, sell, transfer, assign, pledge, encumber, or charge a benefit shall be null and void. No benefit shall in any manner be liable for, or subject to, the debts, contracts, liabilities, engagements, or torts of any Eligible Employee. No benefit shall be subject to legal attachment or legal process for, or against, the Eligible Employee and the same shall not be recognized under the Plan. Notwithstanding the preceding sentence, the Employer retains the discretion, in accordance with federal and/or state laws, to reduce the amount of benefits payable under the Plan to any Eligible Employee to recover any amounts that the Eligible Employee owes to the Employer.

4.6 No Employment Rights. The Plan shall not give any Eligible Employee any right or claim except to the extent that the right is specifically provided under the terms of the Plan. The establishment of the Plan shall not be construed (a) to give any Eligible Employee a right to continue in the employ of the

Employer or (b) to interfere with the right of the Employer to terminate the employment of any Eligible Employee at any time.

4.7 Headings. Article and section headings are for convenience only and the language of the Plan itself will be controlling.

4.8 Gender and Numbers. Masculine pronouns include the feminine as well as the neuter genders, and the singular shall include the plural, unless indicated otherwise by the context.

4.9 Code Section 409A. The benefits provided under the terms of the Plan are intended to fall within the short-term deferral exception, the separation pay exception or another exception to the application of Section 409A of the Code and the applicable guidance issued thereunder. In furtherance of this intent, the Plan shall be interpreted, operated and administered in a manner consistent with this intention. To the extent the benefits provided under the Plan become subject to Code Section 409A and applicable guidance issued thereunder, the Plan shall be construed, and benefits paid hereunder, as necessary to comply with Section 409A of the Code and such guidance. Further, to the extent that an Eligible Employee becomes entitled to receive Severance Pay under the terms of the Plan, and, at the time of the Eligible Employee's Involuntary Termination, he or she is a "specified employee" within the meaning of Treasury Regulation Section 1.409A-1(i), any portion of Severance Pay payable to such Eligible Employee that is subject to Code Section 409A and applicable guidance thereunder shall be delayed until the date that is the earlier of (i) the Eligible Employee's death or (ii) six months following the date of the Eligible Employee's Involuntary Termination, at which time the payments that were delayed for such six month period shall be paid in a lump sum on the date of the next occurring regular payroll date of the Employer, and any remaining payments shall be paid according to the original schedule provided herein. In addition, each payment of a salary continuation stream of installment payments hereunder shall be a separate payment for purposes of Section 409A of the Code.

4.10 Funding. The Plan is not funded, and Severance Pay and benefits under the Plan are paid from the general assets of the Employer.

4.11 Plan Year. The Plan's records shall be maintained on the basis of the calendar year.

Universal 409A Definition Document

Except as may be specifically agreed to in writing by the CVS Health Corporation (the “**Company**”) after December 31, 2008 or as may otherwise be specifically provided in an applicable plan document, for purposes of benefits or amounts covered by Section 409A of the Internal Revenue Code (the “**Code**”):

1. “Specified Employee” shall have the meaning ascribed thereto by Section 409A of the Code and the regulations promulgated thereunder and in determining whether an employee is a Specified Employee, the following rules shall apply:

- (a) The compensation of the Employee shall be determined in accordance with the definition of compensation provided under Treas. Reg. Section 1.415(c) -2(d)(3) (wages within the meaning of Section 3401(a) of the Code for purposes of income tax withholding at the source, plus amounts excludible from gross income under Sections 125(a) and 402(e)(3) of the Code).
- (b) Notwithstanding anything herein to the contrary, (i) if a different definition of compensation has been designated by the Company with respect to another nonqualified deferred compensation plan in which a key employee participates, the definition of compensation shall be the definition provided in Treas. Reg. Section 1.409A -1(i)(2), and (ii) the Company may, through action that is legally binding with respect to all nonqualified deferred compensation plans maintained by the Company, elect to use a different definition of compensation.
- (c) In the event of corporate transactions described in Treas. Reg. Section 1.409A -1(i)(6), the identification of Specified Employees shall be determined in accordance with the default rules described therein, unless the Company elects to utilize the available alternative methodology through designations made within the timeframes specified therein.
- (d) Specified Employee Identification Date means December 31, unless the Company has elected a different date through compensation plans maintained by the Employer.
- (e) Specified Employee Effective Date means the first day of the fourth month following the Specified Employee Identification

Date, unless a different date is selected in writing by the Company for this purpose.

2. Except as provided in an employment agreement with the Company the term “retirement” when used in a plan, arrangement or agreement shall mean with respect to an employee a termination of employment after the earlier of age 55 and 10 years of service and age 60 and 5 years of service; provided, however, that the definition shall not apply for purposes of any Company plan that is qualified under Section 401 of the Internal Revenue Code.

3. Change in Control shall have the meaning described in Section 10(c) of the 1997 Incentive Compensation Plan.

4. “termination of employment”, “employment is terminated” and other similar words shall mean with respect to an employee

(a) “Separation from Service” as such term is defined in the Income Tax Regulations under Section 409A of the Code as modified by the rules described below:

- (i) except in the case where the employee is on a bona fide leave of absence pursuant to the Company’s policies as provided below, the employee is deemed to have incurred a Separation from Service on a date if the Company and the employee reasonably anticipate that the level of services to be performed by the employee after such date would be permanently reduced to 20% or less of the average services rendered by the employee during the immediately preceding 36 -month period (or the total period of employment, if less than 36 months), disregarding periods during which the employee was on a bona fide leave of absence;
- (ii) if the employee is absent from work due to military leave, sick leave, or other bona fide leave of absence pursuant to the Company’s policies, the employee shall incur a Separation from Service on the first date that the rules of (a)(i), above, are satisfied following the later of (i) the 6 month (12 month for a disability leave of absence) anniversary of the commencement of the leave or (ii) the expiration of the employee ’s right, if any, to reemployment under statute, contract or to Company policy. For this purpose, a “disability leave of absence” is an absence due to any medically determinable physical or mental impairment that can be expected to result in death or can be expected to last for a continuous period of not less than 6 months, where such

impairment causes the employee to be unable to perform the duties of his job or a substantially similar job;

- (iii) for purposes of determining whether another organization is an Affiliate of the Company, common ownership of at least 50% shall be determinative;
 - (iv) the Company specifically reserves the right to determine whether a sale or other disposition of substantial assets to an unrelated party constitutes a Separation from Service with respect to an employee providing services to the seller immediately prior to the transaction and providing services to the buyer after the transaction. Such determination shall be made in accordance with the requirements of Section 409A of the Code; or
- (b) for any plan or arrangement that is not subject to the rules of Section 409A of the Code, the complete cessation of providing service to the Company or any Affiliate as an employee.

5. “unforeseeable emergency”, “hardship” and similar words shall mean with respect to an employee or former employee a severe financial hardship to the employee resulting from an illness or accident of the employee, the employee’s spouse, the employee’s beneficiary, or the employee’s dependent (as defined in Code Section 152, without regard to Sections 152(b)(1), (b)(2), and (d)(1)(B)); loss of the employee’s property due to casualty (including the need to rebuild a home following damage to a home not otherwise covered by insurance); or other similar extraordinary and unforeseeable circumstances arising as a result of events beyond the control of the employee including, for example, the imminent foreclosure of or eviction from the employee’s primary residence, the need to pay for medical expenses, including non -refundable deductibles, as well as for the costs of prescription drug medication, or other circumstances, all as permitted by Income Tax Regulations Section 1.409A -3(i)(3).

Management's Discussion and Analysis of Financial Condition and Results of Operations

The following discussion and analysis should be read in conjunction with our audited consolidated financial statements and Cautionary Statement Concerning Forward-Looking Statements that are included in this Annual Report.

Overview of Our Business

CVS Health Corporation, together with its subsidiaries (collectively "CVS Health," the "Company," "we," "our" or "us"), is a pharmacy innovation company helping people on their path to better health. At the forefront of a changing health care landscape, the Company has an unmatched suite of capabilities and the expertise needed to drive innovations that will help shape the future of health.

We are currently the only integrated pharmacy health care company with the ability to impact consumers, payors, and providers with innovative, channel-agnostic solutions. We have a deep understanding of their diverse needs through our unique integrated model, and we are bringing them innovative solutions that help increase access to quality care, deliver better health outcomes, and lower overall health care costs.

Through our approximately 9,600 retail pharmacies, more than 1,100 walk-in health care clinics, a leading pharmacy benefits manager with more than 75 million plan members, a dedicated senior pharmacy care business serving more than one million patients per year, and expanding specialty pharmacy services, we enable people, businesses, and communities to manage health in more affordable, effective ways. We are delivering break-through products and services, from advising patients on their medications at our CVS Pharmacy[®] locations, to introducing unique programs to help control costs for our clients at CVS Caremark[®], to innovating how care is delivered to our patients with complex conditions through CVS Specialty[™], to improving pharmacy care for the senior community through Omnicare[®], or by expanding access to high-quality, low-cost care at CVS MinuteClinic[™].

On August 18, 2015, the Company acquired 100% of the outstanding common shares and voting interests of Omnicare, Inc. ("Omnicare"), for \$98 per share for a total of \$9.6 billion and assumed long-term debt with a fair value of approximately \$3.1 billion. Omnicare is a leading pharmaceutical care company that specializes in the management of long-term care pharmacy services. As a result of the acquisition of Omnicare, the Company's segments have been expanded. The Company's Pharmacy Services Segment now also includes the specialty pharmacy operations of Omnicare. The Company's Retail Pharmacy Segment has been renamed the "Retail/LTC Segment" and now also includes the long-term care ("LTC") operations, as well as the commercialization services of Omnicare. The LTC operations include the distribution of pharmaceuticals, related pharmacy consulting and other ancillary services to chronic care facilities and other care settings.

On December 16, 2015, we completed our acquisition of the pharmacy and clinic businesses of Target Corporation ("Target"). This acquisition expands our pharmacy and clinic presence in existing and new markets. It allows us to increase patient access and is an investment in our core business to drive growth. The results of the Target pharmacies and clinics are included in our Retail/LTC Segment.

We have three reportable segments: Pharmacy Services, Retail/LTC and Corporate.

Overview of Our Pharmacy Services Segment

Our Pharmacy Services business generates revenue from a full range of pharmacy benefit management ("PBM") solutions, including plan design and administration, formulary management, Medicare Part D services, mail order, specialty pharmacy and infusion services, retail pharmacy network management services, prescription management systems, clinical services, disease management services and medical spend management.

Our clients are primarily employers, insurance companies, unions, government employee groups, health plans, Managed Medicaid plans and other sponsors of health benefit plans, and individuals throughout the United States. A portion of covered lives primarily within the Managed Medicaid, health plan and employer markets have access to our services through public and private exchanges.

As a pharmacy benefits manager, we manage the dispensing of prescription drugs through our mail order pharmacies, specialty pharmacies, long-term care pharmacies and national network of more than 68,000 retail pharmacies, consisting of approximately 41,000 chain pharmacies (which includes our CVS Pharmacy[®] stores) and 27,000 independent pharmacies, to

eligible members in the benefit plans maintained by our clients and utilize our information systems to perform, among other things, safety checks, drug interaction screenings and brand to generic substitutions.

Our specialty pharmacies support individuals who require complex and expensive drug therapies. Our specialty pharmacy business includes mail order and retail specialty pharmacies that operate under the CVS Caremark[®], CarePlus CVS Pharmacy[™], Navarro[®] Health Services and Advanced Care Scripts names. Substantially all of our mail service specialty pharmacies have been accredited by The Joint Commission, which is an independent, not-for-profit organization that accredits and certifies health care organizations and programs in the United States. We also offer specialty infusion services and enteral nutrition services through Coram LLC and its subsidiaries (collectively, "Coram"). With Specialty Connect[™], which integrates our specialty pharmacy mail and retail capabilities, we provide members with disease-state specific counseling from our experienced specialty pharmacists and the choice to bring their specialty prescriptions to any CVS Pharmacy location. Whether submitted through our mail order pharmacy or at a CVS Pharmacy, all prescriptions are filled through the Company's specialty mail order pharmacies, so all revenue from this specialty prescription services program is recorded within the Pharmacy Services Segment. Members then can choose to pick up their medication at their local CVS Pharmacy or have it sent to their home through the mail. In August 2015, we expanded our offerings with the acquisition of Omnicare which included its specialty pharmacy operating under the Advanced Care Scripts name.

We also provide health management programs, which include integrated disease management for 17 conditions, through our Accordant[®] rare disease management offering. The majority of these integrated programs are accredited by the National Committee for Quality Assurance.

In addition, through our SilverScript Insurance Company ("SilverScript") subsidiary, we are a national provider of drug benefits to eligible beneficiaries under the federal government's Medicare Part D program. We currently provide Medicare Part D plan benefits to approximately 5.0 million beneficiaries through SilverScript, including our individual and employer group waiver plans.

The Pharmacy Services Segment operates under the CVS Caremark[®] Pharmacy Services, Caremark[®], CVS Caremark[™], CarePlus CVS Pharmacy[™], Accordant[®], SilverScript[®], Coram[®], CVS Specialty[™], NovoLogix[®], Navarro[®] Health Services and Advanced Care Scripts names. As of December 31, 2015, the Pharmacy Services Segment operated 24 retail specialty pharmacy stores, 11 specialty mail order pharmacies, five mail order dispensing pharmacies, and 83 branches for infusion and enteral services, including approximately 73 ambulatory infusion suites and six centers of excellence, located in 40 states, Puerto Rico and the District of Columbia.

Overview of Our Retail/LTC Segment

Our Retail/LTC Segment sells prescription drugs and a wide assortment of general merchandise, including over-the-counter drugs, beauty products and cosmetics, personal care products, convenience foods, photo finishing, seasonal merchandise and greeting cards. With the acquisition of Omnicare, the Retail/LTC Segment now also includes the distribution of prescription drugs, related pharmacy consulting and other ancillary services to chronic care facilities and other care settings, as well as commercialization services which are provided under the name RxCrossroads[®]. We added approximately 1,672 pharmacies through the acquisition of Target's pharmacies, thereby, expanding our presence in new and existing markets. The stores within Target will only sell prescription drugs and over-the-counter drugs that are required to be behind the counter. Our Retail/LTC Segment derives the majority of its revenues through the sale of prescription drugs, which are dispensed by our more than 30,000 pharmacists. The role of our retail pharmacists is shifting from primarily dispensing prescriptions to also providing services, including flu vaccinations as well as face-to-face patient counseling with respect to adherence to drug therapies, closing gaps in care, and more cost-effective drug therapies. Our integrated pharmacy services model enables us to enhance access to care while helping to lower overall health care costs and improve health outcomes.

Our Retail/LTC Segment also provides health care services through our MinuteClinic[®] health care clinics. MinuteClinics are staffed by nurse practitioners and physician assistants who utilize nationally recognized protocols to diagnose and treat minor health conditions, perform health screenings, monitor chronic conditions, and deliver vaccinations. We believe our clinics provide high quality services that are affordable and convenient. Through the acquisition of Target's clinics, we added 79 clinics in December 2015.

Our proprietary loyalty card program, ExtraCare[®], has about 70 million active cardholders, making it one of the largest and most successful retail loyalty card programs in the country.

As of December 31, 2015, our Retail/LTC Segment included 9,655 retail stores (of which 7,897 were our stores that operated a pharmacy and 1,672 were our pharmacies located within Target store) located in 49 states, the District of Columbia, Puerto

Rico and Brazil operating primarily under the CVS Pharmacy[®], CVS[®], Longs Drugs[®], Navarro Discount Pharmacy[®] and Drogaria Onofre[™] names, 32 onsite pharmacies primarily operating under the CarePlus CVS Pharmacy[™], CarePlus[®] and CVS Pharmacy[®] names, and 1,135 retail health care clinics operating under the MinuteClinic[®] name (of which 1,049 were located in CVS Pharmacy stores), and our online retail websites, CVS.com[®], Navarro.com[™] and Onofre.com.br[™]. LTC operations are comprised of 143 spoke pharmacies that primarily handle new prescription orders, of which 32 are also hub pharmacies that use proprietary automation to support spoke pharmacies with refill prescriptions. LTC operates primarily under the Omnicare[®] and NeighborCare[®] names.

Overview of Our Corporate Segment

The Corporate Segment provides management and administrative services to support the Company. The Corporate Segment consists of certain aspects of our executive management, corporate relations, legal, compliance, human resources, corporate information technology and finance departments.

Results of Operations

Summary of our Consolidated Financial Results

<u>In millions, except per share amounts</u>	Year Ended December 31,		
	2015	2014	2013
Net revenues	\$ 153,290	\$ 139,367	\$ 126,761
Cost of revenues	126,762	114,000	102,978
Gross profit	26,528	25,367	23,783
Operating expenses	17,074	16,568	15,746
Operating profit	9,454	8,799	8,037
Interest expense, net	838	600	509
Loss on early extinguishment of debt	—	521	—
Income before income tax provision	8,616	7,678	7,528
Income tax provision	3,386	3,033	2,928
Income from continuing operations	5,230	4,645	4,600
Income (loss) from discontinued operations, net of tax	9	(1)	(8)
Net income	5,239	4,644	4,592
Net income attributable to noncontrolling interest	(2)	—	—
Net income attributable to CVS Health	\$ 5,237	\$ 4,644	\$ 4,592
Diluted earnings per share:			
Income from continuing operations attributable to CVS Health	\$ 4.62	\$ 3.96	\$ 3.75
Income (loss) from discontinued operations attributable to CVS Health	\$ 0.01	\$ —	\$ (0.01)
Net income attributable to CVS Health	\$ 4.63	\$ 3.96	\$ 3.74

Net revenues increased \$13.9 billion in 2015 compared to 2014, and increased \$12.6 billion in 2014 compared to 2013. As you review our performance in this area, we believe you should consider the following important information:

- During 2015, net revenues in our Pharmacy Services Segment increased 13.5% and net revenues in our Retail/LTC Segment increased 6.2% compared to the prior year.
- During 2014, net revenues in our Pharmacy Services Segment increased by 16.1% and net revenues in our Retail/LTC Segment increased 3.3% compared to the prior year.
- In 2015 and 2014, the impact from net new business grew for the Pharmacy Services Segment. The increase in our generic dispensing rates in both of our operating segments continued to have a negative effect on net revenue in 2015 as compared to 2014, as well as in 2014 as compared to 2013.
- Both segments benefited from the Omnicare acquisition that occurred in August 2015.

Please see the Segment Analysis later in this document for additional information about our net revenues.

Gross profit increased \$1.2 billion, or 4.6% in 2015, to \$26.5 billion, as compared to \$25.4 billion in 2014. Gross profit increased \$1.6 billion, or 6.7% in 2014, to \$25.4 billion, as compared to \$23.8 billion in 2013. Gross profit as a percentage of net revenues declined to 17.3%, as compared to 18.2% in 2014 and 18.8% in 2013.

- During 2015, gross profit in our Pharmacy Services Segment and Retail/LTC Segment increased by 9.6% and 3.4%, respectively, compared to the prior year. For the year ended December 31, 2015, gross profit as a percent of net revenues in our Pharmacy Services Segment and Retail/LTC Segment was 5.2% and 30.5%, respectively.
- During 2014, gross profit in our Pharmacy Services Segment and Retail/LTC Segment increased by 12.6% and 5.8%, respectively, compared to the prior year. For the year ended December 31, 2014, gross profit as a percent of net revenues in our Pharmacy Services Segment and Retail/LTC Segment was 5.4% and 31.4%, respectively.
- The increased weighting toward the Pharmacy Services Segment, which has a lower gross profit than the Retail/LTC Segment, resulted in a decline in consolidated gross profit as a percent of net revenues in 2015 as compared to 2014. In addition, gross profit for 2015, 2014 and 2013 has been negatively impacted by price compression in the Pharmacy Services Segment and reimbursement pressure in the Retail/LTC Segment.
- Our gross profit continued to benefit from the increased utilization of generic drugs (which normally yield a higher gross profit rate than equivalent brand name drugs) in both the Pharmacy Services and Retail/LTC segments for 2013 through 2015, partially offsetting the negative impacts described above.

Please see the Segment Analysis later in this document for additional information about our gross profit.

Operating expenses increased \$506 million, or 3.0%, in the year ended December 31, 2015, as compared to the prior year. Operating expenses as a percent of net revenues declined to 11.1% in the year ended December 31, 2015 compared to 11.9% in the prior year. The increase in operating expense dollars in the year ended December 31, 2015 was primarily due to incremental store operating costs associated with a higher store count, the Omnicare acquisition in August 2015 and the acquisition of the Target pharmacy and clinic businesses in December 2015. The decrease in operating expenses as a percent of net revenues in 2015 is primarily due to expense leverage from net revenue growth.

Operating expenses increased \$882 million, or 5.2%, in the year ended December 31, 2014 as compared to the prior year. Operating expenses as a percent of net revenues declined to 11.9% in the year ended December 31, 2014 compared to 12.4% in the prior year. The increase in operating expense dollars in the year ended December 31, 2014 was primarily due to incremental store operating costs associated with a higher store count, as well as legal costs and strategic initiatives as compared to the prior year. Additionally, the year ended December 31, 2013 included a \$72 million gain on a legal settlement. The improvement in operating expenses as a percent of net revenues in 2014 is primarily due to expense leverage from net revenue growth and disciplined expense control.

Please see the Segment Analysis later in this document for additional information about operating expenses.

Interest expense, net for the years ended December 31 consisted of the following:

<u>In millions</u>	<u>2015</u>	<u>2014</u>	<u>2013</u>
Interest expense	\$ 859	\$ 615	\$ 517
Interest income	(21)	(15)	(8)
Interest expense, net	<u>\$ 838</u>	<u>\$ 600</u>	<u>\$ 509</u>

Net interest expense increased \$238 million during the year ended December 31, 2015, primarily due to the amortization of bridge facility fees of \$52 million for the unsecured bridge facility that was entered into on May 20, 2015 and was amortized to interest expense over the period it was outstanding, the \$15 billion debt issuance in July 2015, and the debt assumed from the Omnicare acquisition. See Note 6, "Borrowings and Credit Agreements" to the consolidated financial statements for additional information. During 2014, net interest expense increased by \$91 million, to \$600 million compared to 2013, primarily due to the issuance of \$4 billion of debt in December 2013 and \$1.5 billion of debt in August 2014.

Loss on early extinguishment of debt - During the year ended December 31, 2014, the Company completed a \$2.0 billion tender offer and repurchase of certain Senior Notes. The Company paid a premium of \$490 million in excess of the debt principal in connection with the repurchase of the Senior Notes, wrote off \$26 million of unamortized deferred financing costs and incurred \$5 million in fees, for a total loss on early extinguishment of debt of \$521 million. See Note 6, "Borrowings and Credit Agreements" to the consolidated financial statements for additional information.

Income tax provision - Our effective income tax rate was 39.3%, 39.5% and 38.9% in 2015, 2014 and 2013, respectively. The effective income tax rate was lower in 2015 compared to 2014 primarily due to certain permanent items in 2014. The effective income tax rate was higher in 2014 than in 2013 primarily due to certain permanent items in 2014.

Income from continuing operations increased \$585 million or 12.6% to \$5.2 billion in 2015. Income from continuing operations increased \$45 million or 1.0% to \$4.6 billion in 2014 as compared to 2013. The 2015 and 2014 increases in income from continuing operations were primarily related to increases in generic dispensing rates and increased prescription volume for both operating segments. The increase in 2015 was negatively affected by \$272 million of acquisition-related bridge financing, transaction and integration costs associated with the acquisition of Omnicare and the acquisition of the pharmacies and clinics of Target. In addition, as discussed above, income from continuing operations included a \$521 million loss on early extinguishment of debt in 2014, which positively impacted the growth rate in 2015 and negatively impacted the growth rate in 2014.

Income (loss) from discontinued operations - In connection with certain business dispositions completed between 1991 and 1997, the Company retained guarantees on store lease obligations for a number of former subsidiaries, including Linens 'n Things, which filed for bankruptcy in 2008. The Company's income from discontinued operations in 2015 of \$9 million, net of tax, was related to the release of certain store lease guarantees due to the settlement of a dispute with a landlord. The Company's loss from discontinued operations includes lease-related costs required to satisfy its Linens 'n Things lease guarantees. We incurred a loss from discontinued operations, net of tax, of \$1 million and \$8 million in 2014 and 2013, respectively.

See Note 1 "Significant Accounting Policies - Discontinued Operations" to the consolidated financial statements for additional information about discontinued operations and Note 12 "Commitments and Contingencies" for additional information about our lease guarantees.

Net income attributable to noncontrolling interest of \$2 million for the year ended December 31, 2015 represents the noncontrolling shareholders' portion of the net income from several less than wholly owned entities. For the year ended December 31, 2014, the Company had two consolidated entities with immaterial noncontrolling interests. For the year ended December 31, 2013, the Company did not consolidate any entities that were not wholly owned by the Company.

Net income attributable to CVS Health increased \$593 million or 12.8% to \$5.2 billion (or \$4.63 per diluted share) in 2015. This compares to \$4.6 billion (or \$3.96 per diluted share) in 2014 and \$4.6 billion (or \$3.74 per diluted share) in 2013. As discussed previously, the 2015 increase in net income attributable to CVS Health was primarily related to increased generic drug dispensing and increased prescription volume in both operating segments, as well as the loss on early extinguishment of debt in 2014. The increase in 2015 was negatively affected by \$272 million of acquisition-related bridge financing, transaction and integration costs associated with the acquisition of Omnicare and the acquisition of the pharmacies and clinics of Target. The increase in net income attributable to CVS Health per diluted share was also driven by increased share repurchase activity in 2015, 2014 and 2013. The net income attributable to CVS Health and per diluted share in 2014 includes a \$521 million loss on early extinguishment of debt, which negatively impacted the net income growth rate in 2014.

Segment Analysis

We evaluate the performance of our Pharmacy Services and Retail/LTC segments based on net revenues, gross profit and operating profit before the effect of nonrecurring charges and gains and certain intersegment activities. The Company evaluates the performance of its Corporate Segment based on operating expenses before the effect of discontinued operations, nonrecurring charges and gains, and certain intersegment activities. The following is a reconciliation of the Company's business segments to the consolidated financial statements:

<u>In millions</u>	<u>Pharmacy Services Segment⁽¹⁾⁽²⁾</u>	<u>Retail/LTC Segment⁽¹⁾</u>	<u>Corporate Segment</u>	<u>Intersegment Eliminations⁽²⁾</u>	<u>Consolidated Totals</u>
2015:					
Net revenues	\$ 100,363	\$ 72,007	\$ —	\$ (19,080)	\$ 153,290
Gross profit	5,227	21,992	—	(691)	26,528
Operating profit (loss) ⁽⁴⁾	3,989	7,130	(1,037)	(628)	9,454
2014:					
Net revenues	\$ 88,440	\$ 67,798	\$ —	\$ (16,871)	\$ 139,367
Gross profit	4,771	21,277	—	(681)	25,367
Operating profit (loss)	3,514	6,762	(796)	(681)	8,799
2013:					
Net revenues	\$ 76,208	\$ 65,618	\$ —	\$ (15,065)	\$ 126,761
Gross profit	4,237	20,112	—	(566)	23,783
Operating profit (loss) ⁽⁴⁾	3,086	6,268	(751)	(566)	8,037

(1) Net revenues of the Pharmacy Services Segment include approximately \$8.9 billion, \$8.1 billion and \$7.9 billion of Retail Co-Payments for 2015, 2014 and 2013, respectively. See Note 1 to the consolidated financial statements for additional information about Retail Co-Payments.

(2) Intersegment eliminations relate to intersegment revenue generating activities that occur between the Pharmacy Services Segment and the Retail/LTC Segment. These occur in the following ways: when members of Pharmacy Services Segment clients ("members") fill prescriptions at retail stores to purchase covered products, when members enrolled in programs such as Maintenance Choice[®] elect to pick up maintenance prescriptions at a retail drugstore instead of receiving them through the mail, or when members have prescriptions filled at long-term care facilities. When these occur, both the Pharmacy Services and Retail/LTC segments record the revenues, gross profit and operating profit on a standalone basis.

(3) For the year ended December 31, 2015, the Corporate Segment operating loss includes \$156 million of acquisition-related transaction and integration costs and a \$90 million charge related to a legacy lawsuit challenging the 1999 legal settlement by MedPartners of various securities class actions and a related derivative claim.

(4) Consolidated operating profit for the year ended December 31, 2013 includes a \$72 million gain on a legal settlement, of which, \$11 million is included in the Pharmacy Services Segment and \$61 million is included in the Retail/LTC Segment.

Pharmacy Services Segment

The following table summarizes our Pharmacy Services Segment's performance for the respective periods:

<i>In millions</i>	Year Ended December 31,		
	2015	2014	2013
Net revenues	\$ 100,363	\$ 88,440	\$ 76,208
Gross profit	\$ 5,227	\$ 4,771	\$ 4,237
Gross profit % of net revenues	5.2%	5.4%	5.6%
Operating expenses	\$ 1,238	\$ 1,257	\$ 1,151
Operating expenses % of net revenues	1.2%	1.4%	1.5%
Operating profit	\$ 3,989	\$ 3,514	\$ 3,086
Operating profit % of net revenues	4.0%	4.0%	4.1%
Net revenues:			
Mail choice ⁽¹⁾	\$ 37,828	\$ 31,081	\$ 24,791
Pharmacy network ⁽²⁾	\$ 62,240	\$ 57,122	\$ 51,211
Other	\$ 295	\$ 237	\$ 206
Pharmacy claims processed:			
Total	1,011.9	932.0	902.1
Mail choice ⁽¹⁾	85.7	82.4	83.3
Pharmacy network ⁽²⁾	926.2	849.6	818.8
Generic dispensing rate:			
Total	83.7%	82.2%	80.5%
Mail choice ⁽¹⁾	76.4%	74.6%	72.6%
Pharmacy network ⁽²⁾	84.4%	83.0%	81.3%
Mail choice penetration rate	20.6%	21.4%	22.6%

- (1) Mail choice is defined as claims filled at a Pharmacy Services mail facility, which includes specialty mail claims inclusive of Specialty Connect claims filled at retail, as well as prescriptions filled at retail under the Maintenance Choice program.
- (2) Pharmacy network net revenues, claims processed and generic dispensing rates do not include Maintenance Choice, which are included within the mail choice category. Pharmacy network is defined as claims filled at retail and specialty pharmacies, including our retail drugstores and long-term care pharmacies, but excluding Maintenance Choice activity.

Net revenues in our Pharmacy Services Segment increased \$11.9 billion, or 13.5%, to \$100.4 billion for the year ended December 31, 2015, as compared to the prior year. The increase is primarily due to growth in specialty pharmacy, driven by new clients, increased volume from new products and the addition of the specialty pharmacy operations of Omnicare, as well as inflation and increased pharmacy network claims. Conversely, the increase in our generic dispensing rate had a negative impact on our revenue in 2015, as it did in 2014.

Net revenues increased \$12.2 billion, or 16.1%, to \$88.4 billion for the year ended December 31, 2014, as compared to the prior year. The increase in 2014 was primarily due to growth in specialty pharmacy, including the acquisition of Coram and the impact of Specialty Connect, and increased pharmacy network volume. Conversely, the increase in our generic dispensing rate had a negative impact on our revenue in 2014, as it did in 2013.

As you review our Pharmacy Services Segment's revenue performance, we believe you should also consider the following important information:

- Our mail choice claims processed increased 4.0% to 85.7 million claims in the year ended December 31, 2015, compared to 82.4 million claims in the prior year. The increase in mail choice claims was driven by net new business, specialty and continuing adoption of our Maintenance Choice offerings. During 2014, our mail choice claims processed decreased 1.1% to 82.4 million claims. The decrease in mail choice claims was driven by a decline in traditional mail volumes, which was mostly offset by growth in our Maintenance Choice program and specialty pharmacy.
- During 2015 and 2014, our average revenue per mail choice claim increased by 17.0% and 26.8%, compared to 2014 and 2013, respectively. The increase in 2015 was primarily due to growth in specialty pharmacy. The increase in 2014 was

primarily due to the acquisition of Coram and drug inflation particularly in specialty pharmacy, partially offset by increases in the percentage of generic prescription drugs dispensed and changes in client pricing.

- Our pharmacy network claims processed increased 9.0% to 926.2 million claims in the year ended December 31, 2015, compared to 849.6 million claims in the prior year. This increase was primarily due to net new business. During 2014, our pharmacy network claims processed increased 3.8% to 849.6 million compared to 818.8 million pharmacy network claims processed in 2013. This increase was primarily due to net new business and growth in Managed Medicaid, partially offset by a decrease in Medicare Part D claims. Medicare Part D claims were negatively affected by the CMS sanctions that were in place during 2013.
- Our average revenue per pharmacy network claim processed remained flat for the year ended December 31, 2015 as compared to the prior year. During 2014, our average revenue per pharmacy network claim processed increased by 7.5%, compared to 2013. This increase was primarily due to drug inflation and changes in the drug mix, partially offset by increases in the generic dispensing rate.
- Our mail choice generic dispensing rate was 76.4%, 74.6% and 72.6% in the years ended December 31, 2015, 2014 and 2013, respectively. Our pharmacy network generic dispensing rate increased to 84.4% in the year ended December 31, 2015, compared to 83.0% in the prior year. During 2014, our pharmacy network generic dispensing rate increased to 83.0% compared to our pharmacy network generic dispensing rate of 81.3% in 2013. These continued increases in mail choice and pharmacy network generic dispensing rates were primarily due to the impact of new generic drug introductions, and our continuous efforts to encourage plan members to use generic drugs when they are available. We believe our generic dispensing rates will continue to increase in future periods, albeit at a slower pace. This increase will be affected by, among other things, the number of new generic drug introductions and our success at encouraging plan members to utilize generic drugs when they are available and clinically appropriate.
- We completed the rollout of Specialty Connect™ in May 2014, which integrates the Company's specialty pharmacy mail and retail capabilities, providing members with the choice to bring their specialty prescriptions to any CVS Pharmacy® location. Whether submitted through our mail order pharmacy or at CVS Pharmacy, all prescriptions are filled through the Company's specialty mail order pharmacies, so all revenue from this specialty prescription services program is recorded within the Pharmacy Services Segment.
- The Pharmacy Services Segment recognizes revenues from its pharmacy network transactions based on individual contract terms. Our Pharmacy Services Segment contracts are predominantly accounted for using the gross method. See the "Revenue Recognition" description under "Critical Accounting Policies" later in this section for further information on our revenue recognition policy.

Gross profit in our Pharmacy Services Segment includes net revenues less cost of revenues. Cost of revenues includes (i) the cost of pharmaceuticals dispensed, either directly through our mail service and specialty retail pharmacies or indirectly through our pharmacy network, (ii) shipping and handling costs and (iii) the operating costs of our mail service dispensing pharmacies, customer service operations and related information technology support.

Gross profit increased \$456 million, or 9.6% to \$5.2 billion in the year ended December 31, 2015, as compared to the prior year. Gross profit as a percentage of net revenues decreased to 5.2% for the year ended December 31, 2015, compared to 5.4% in the prior year. The increase in gross profit dollars in the year ended December 31, 2015 was primarily due to volume increases and higher generic dispensing, as well as favorable purchasing and rebate economics, partially offset by price compression. The decrease in gross profit as a percentage of net revenues was primarily due to price compression, partially offset by favorable generic dispensing, as well as favorable purchasing and rebate economics.

During 2014, gross profit increased \$534 million, or 12.6% to \$4.8 billion in the year ended December 31, 2014, as compared to the prior year. Gross profit as a percentage of net revenues decreased to 5.4% for the year ended December 31, 2014, compared to 5.6% in the prior year. The increase in gross profit dollars in the year ended December 31, 2014 was primarily due to volume increases, higher generic dispensing and favorable purchasing economics, partially offset by price compression. The decrease in gross profit as a percentage of net revenues was due to price compression, partially offset by favorable generic dispensing and purchasing economics. In addition, gross profit dollars and margin for the year ended December 31, 2014, were positively impacted by \$16 million related to the favorable resolution of previously proposed retroactive reimbursement rate changes in the State of California Medicaid program.

As you review our Pharmacy Services Segment's performance in this area, we believe you should consider the following important information:

- Our gross profit dollars and gross profit as a percentage of net revenues continued to be impacted by our efforts to (i) retain existing clients, (ii) obtain new business and (iii) maintain or improve the rebates and/or discounts we received from manufacturers, wholesalers and retail pharmacies. In particular, competitive pressures in the PBM industry have caused us and other PBMs to continue to share a larger portion of rebates and/or discounts received from pharmaceutical manufacturers with clients. In addition, market dynamics and regulatory changes have impacted our ability to offer plan sponsors pricing that includes retail network "differential" or "spread". We expect these trends to continue. The "differential" or "spread" is any difference between the drug price charged to plan sponsors, including Medicare Part D plan sponsors, by a PBM and the price paid for the drug by the PBM to the dispensing provider. The increased use by patients of generic drugs has positively impacted our gross profit margins but has resulted in third party payors augmenting their efforts to reduce reimbursement payments for prescriptions. This trend, which we expect to continue, reduces the benefit we realize from brand to generic product conversions.
- We review our network contracts on an individual basis to determine if the related revenues should be accounted for using the gross method or net method under the applicable accounting rules. Our Pharmacy Services Segment network contracts are predominantly accounted for using the gross method, which results in higher revenues, higher cost of revenues and lower gross profit rates.
- Our gross profit as a percentage of revenues benefited from the increase in our total generic dispensing rate, which increased to 83.7% and 82.2% in 2015 and 2014, respectively, compared to our generic dispensing rate of 80.5% in 2013. These increases were primarily due to new generic drug introductions and our continued efforts to encourage plan members to use clinically appropriate generic drugs when they are available. We expect these trends to continue, albeit at a slower pace.

Operating expenses in our Pharmacy Services Segment, which include selling, general and administrative expenses, depreciation and amortization related to selling, general and administrative activities and retail specialty pharmacy store and administrative payroll, employee benefits and occupancy costs, decreased to 1.2% of net revenues in 2015, compared to 1.4% in 2014 and 1.5% in 2013.

As you review our Pharmacy Services Segment's performance in this area, we believe you should consider the following important information:

- Operating expenses decreased \$19 million or 1.5%, to \$1.2 billion, in the year ended December 31, 2015, compared to the prior year. The decrease in operating expense dollars is primarily due to lower integration costs from the Coram acquisition which occurred in January 2014, partially offset by the addition of the specialty pharmacy operations of Omnicare from the acquisition in August 2015. Operating expenses as a percentage of net revenues improved slightly from 1.4% in 2014 to 1.2% in 2015.
- During 2014, the increase in operating expenses of \$106 million or 9.2%, to \$1.3 billion compared to 2013, is primarily related to increased costs associated with infusion services due to the 2014 acquisition of Coram, as well as an \$11 million gain from a legal settlement during the year ended December 31, 2013. The slight decrease in operating expenses as a percentage of net revenues was primarily due to expense leverage from net revenue growth.

Retail/LTC Segment

The following table summarizes our Retail/LTC Segment's performance for the respective periods:

<u>In millions</u>	Year Ended December 31,		
	2015	2014	2013
Net revenues	\$ 72,007	\$ 67,798	\$ 65,618
Gross profit	\$ 21,992	\$ 21,277	\$ 20,112
Gross profit % of net revenues	30.5 %	31.4 %	30.6 %
Operating expenses ⁽¹⁾	\$ 14,862	\$ 14,515	\$ 13,844
Operating expenses % of net revenues	20.6 %	21.4 %	21.1 %
Operating profit	\$ 7,130	\$ 6,762	\$ 6,268
Operating profit % of net revenues	9.9 %	10.0 %	9.6 %
Prescriptions filled (90 Day = 3 prescriptions) ⁽²⁾	1,031.6	935.9	890.1
Net revenue increase (decrease):			
Total	6.2 %	3.3 %	3.1 %
Pharmacy	9.5 %	5.1 %	4.1 %
Front Store	(2.5)%	(2.5)%	1.0 %
Total prescription volume (90 Day = 3 prescriptions) ⁽²⁾	10.2 %	5.2 %	5.2 %
Same store sales increase (decrease) ⁽³⁾ :			
Total	1.7 %	2.1 %	1.7 %
Pharmacy	4.5 %	4.8 %	2.6 %
Front Store ⁽⁴⁾	(5.0)%	(4.0)%	(0.5)%
Prescription volume (90 Day = 3 prescriptions) ⁽²⁾	4.8 %	4.1 %	4.4 %
Generic dispensing rates	84.5 %	83.1 %	81.4 %
Pharmacy % of net revenues	72.9 %	70.7 %	69.5 %

- (1) Operating expenses for the three months and year ended December 31, 2015 include \$52 million and \$64 million, respectively, of acquisition-related integration costs related to the acquisition of Omnicare and the pharmacies and clinics of Target.
- (2) Includes the adjustment to convert 90-day, non-specialty prescriptions to the equivalent of three 30-day prescriptions. This adjustment reflects the fact that these prescriptions include approximately three times the amount of product days supplied compared to a normal prescription.
- (3) Same store sales and prescriptions exclude revenues from MinuteClinic, and revenue and prescriptions from stores in Brazil, LTC operations and from commercialization services.
- (4) Front store same store sales would have been approximately 520 basis points higher for the year ended December 31, 2015 if tobacco and the estimated associated basket sales were excluded from the year ended December 31, 2014.

Net revenues increased approximately \$4.2 billion, or 6.2%, to \$72.0 billion for the year ended December 31, 2015, as compared to the prior year. This increase was primarily driven by the acquisition of Omnicare, a same store sales increase of 1.7%, and net revenues from new and acquired stores, which accounted for approximately 160 basis points of our total net revenue percentage increase during the year. Net revenues increased \$2.2 billion, or 3.3% to \$67.8 billion for the year ended December 31, 2014, as compared to the prior year. This increase was primarily driven by a same store sales increase of 2.1% and net revenues from new stores, which accounted for approximately 140 basis points of our total net revenue percentage increase during the year. Additionally, in 2015, 2014 and 2013 we continued to see a positive impact on our net revenues due to the growth of our Maintenance Choice program.

As you review our Retail/LTC Segment's performance in this area, we believe you should consider the following important information:

- Front store same store sales declined 5.0% in the year ended December 31, 2015, as compared to the prior year. The decrease is primarily due to the Company's decision to stop selling tobacco products and softer customer traffic. The decrease was partially offset by an increase in basket size. On a comparable basis, front store same store sales would have been approximately 520 basis points higher for the year ended December 31, 2015 if tobacco and the estimated associated basket sales were excluded from the year ended December 31, 2014.

- Pharmacy same store sales rose 4.5% in the year ended December 31, 2015, as compared to the prior year. Pharmacy same store sales were positively impacted by same store script growth of 4.8%, partially offset by the impact of the increase in generic dispensing and reimbursement pressure.
- Pharmacy revenues continue to be negatively impacted by the conversion of brand name drugs to equivalent generic drugs, which typically have a lower selling price. Pharmacy same store sales were negatively impacted by approximately 390 and 160 basis points for the years ended December 31, 2015 and 2014, respectively, due to recent generic introductions. The increase in the impact from 2014 to 2015 was primarily due to a larger impact from new generic drug introductions. In addition, our pharmacy revenue growth has also been affected by continued reimbursement pressure, the lack of significant new brand name drug introductions, as well as an increase in the number of over-the-counter remedies that were historically only available by prescription.
- As of December 31, 2015, we operated 9,655 retail stores, including the 1,672 locations in Target stores, compared to 7,822 retail stores as of December 31, 2014 and 7,660 retail stores as of December 31, 2013. Total net revenues from new and acquired stores contributed approximately 1.6%, 1.1% and 1.0% to our total net revenue percentage increase in 2015, 2014, and 2013, respectively.
- Pharmacy revenue growth continued to benefit from increased utilization by Medicare Part D beneficiaries, our ability to attract and retain managed care customers and favorable industry trends. These trends include an aging American population; many “baby boomers” are now in their fifties and sixties and are consuming a greater number of prescription drugs, as well as expanded coverage from the Patient Protection and Affordable Care Act and the Health Care and Education Reconciliation Act (collectively, “ACA”). In addition, the increased use of pharmaceuticals as the first line of defense for individual health care also contributed to the growing demand for pharmacy services. We believe these favorable industry trends will continue.

Gross profit in our Retail/LTC Segment includes net revenues less the cost of merchandise sold during the reporting period and the related purchasing costs, warehousing costs, delivery costs and actual and estimated inventory losses.

Gross profit increased \$715 million, or 3.4%, to approximately \$22.0 billion in the year ended December 31, 2015, as compared to the prior year. Gross profit as a percentage of net revenues decreased to 30.5% in year ended December 31, 2015, from 31.4% in 2014. Gross profit increased \$1.2 billion, or 5.8%, to \$21.3 billion for the year ended December 31, 2014, as compared to the prior year. Gross profit as a percentage of net revenues increased to 31.4% for the year ended December 31, 2014, compared to 30.6% for the prior year.

The increase in gross profit dollars in the year ended December 31, 2015, was primarily driven by the addition of LTC, same store sales and new store sales, increased generic dispensing, as well as favorable purchasing economics, partially offset by continued reimbursement pressure. The increase in gross profit dollars for the year ended December 31, 2014, was primarily driven by increases in the generic dispensing rate, same store sales and new store sales, as well as favorable purchasing economics. The decrease in gross profit as a percentage of net revenues in 2015 was primarily driven by a decline in pharmacy margins due to continued reimbursement pressure, partially offset by favorable pharmacy purchasing economics, as well as increased front store margins due to changes in the mix of products sold. The increase in gross profit as a percentage of net revenues in 2014 was primarily driven by increased pharmacy margins due to the positive impact of increased generic dispensing rates and increased front store margins, partially offset by continued reimbursement pressure. The increase in gross profit as a percentage of net revenues in 2014 was also driven by the removal of tobacco products from our stores.

As you review our Retail/LTC Segment’s performance in this area, we believe you should consider the following important information:

- Front store revenues as a percentage of total net revenues for the years ended December 31, 2015, 2014 and 2013 were 26.5%, 28.8% and 30.5%, respectively. The decline in front store revenues as a percentage of total net revenues in 2015 and 2014 was largely due to the removal of tobacco products and the associated basket sales. On average, our gross profit on front store revenues is generally higher than our gross profit on pharmacy revenues. Pharmacy revenues as a percentage of total net revenues increased approximately 220, 120 and 60 basis points in the years ended December 31, 2015, 2014 and 2013, respectively. This was due to pharmacy revenues growing faster than front store revenues, as well as the acquisition of Omnicare. The mix effect from a higher proportion of pharmacy sales had a negative effect on our overall gross profit for the years ended December 31, 2015, 2014 and 2013, respectively. This negative effect was partially offset by increased generic drug dispensing rates, the removal of tobacco products from our stores, favorable purchasing economics and increased store brand penetration.

- During the year ended December 31, 2014, our front store gross profit as a percentage of net revenues increased compared to the prior year. The increase is primarily related to a change in the mix of products sold, including the removal of tobacco products from our stores, and higher store brand sales.
- Gross profit dollars and margin for the year ended December 31, 2014 were positively impacted by \$53 million related to the favorable resolution of previously proposed retroactive reimbursement rate changes in the State of California's Medicaid program.
- Our pharmacy gross profit rates have been adversely affected by the efforts of managed care organizations, PBMs and governmental and other third party payors to reduce their prescription drug costs, as well as changes in the mix of our business within pharmacy. In the event this trend accelerates, we may not be able to sustain our current rate of revenue growth and gross profit dollars could be adversely impacted. The increased use of generic drugs has positively impacted our gross profit but has resulted in third party payors augmenting their efforts to reduce reimbursement payments to retail pharmacies for prescriptions. This trend, which we expect to continue, reduces the benefit we realize from brand to generic product conversions.
- ACA made several significant changes to Medicaid rebates and to reimbursement. One of these changes was the revision of the definition of Average Manufacturer Price ("AMP") and the reimbursement formula for multi-source drugs. Changes in reporting of AMP or other adjustments that may be made regarding the reimbursement of drug payments by Medicaid and Medicare could impact our pricing to customers and other payors and/or could impact our ability to negotiate discounts or rebates with manufacturers, wholesalers, PBMs or retail and mail pharmacies. See "Efforts to reduce reimbursement levels and alter health care financing practices" in Part I, Item 1A, Risk Factors within our 2015 Form 10-K, for additional information.

Operating expenses in our Retail/LTC Segment include store payroll, store employee benefits, store occupancy costs, selling expenses, advertising expenses, depreciation and amortization expense and certain administrative expenses.

Operating expenses increased \$347 million, or 2.4% to \$14.9 billion, or 20.6% as a percentage of net revenues, in the year ended December 31, 2015, as compared to \$14.5 billion, or 21.4% as a percentage of net revenues, in the prior year. Operating expenses increased \$671 million, or 4.8%, to \$14.5 billion, or 21.4% as a percentage of net revenues, in the year ended December 31, 2014, as compared to \$13.8 billion, or 21.1% as a percentage of net revenues, in the prior year. Operating expenses as a percentage of net revenues for the year ended December 31, 2015 improved primarily due to higher legal costs in the prior year and leverage gained from the addition of LTC net revenues. The increase in operating expense dollars for the year ended December 31, 2015, was primarily due to the addition of LTC, including acquisition-related integration costs of \$64 million, and incremental store operating costs associated with operating more stores. Operating expenses as a percentage of net revenues increased in 2014 primarily due to reimbursement rate pressure, the implementation of Specialty Connect, which reduced net revenues, and higher legal costs. The increase in operating expense dollars in 2014 and 2013 was the result of higher store operating costs associated with our increased store count, as well as higher legal costs. The results for the years ended December 31, 2014 and 2013 include gains from legal settlements of \$21 million and \$61 million, respectively. Additionally, in September 2014, the Retail/LTC Segment made a charitable contribution of \$25 million to the CVS Foundation to fund future charitable giving. The foundation is a non-profit entity that focuses on health, education and community involvement programs.

Corporate Segment

Operating expenses increased \$241 million, or 30.3%, to \$1.0 billion in the year ended December 31, 2015, as compared to the prior year. Operating expenses increased \$45 million, or 6.0%, to \$796 million in the year ended December 31, 2014. Operating expenses within the Corporate Segment include executive management, corporate relations, legal, compliance, human resources, corporate information technology and finance related costs. The increase in operating expenses in 2015 was primarily due to acquisition-related transaction and integration costs associated with the acquisition of Omnicare and Target's pharmacy and clinic business, as well as a \$90 million charge related to a legacy lawsuit challenging the 1999 settlement by MedPartners of various securities class actions and a related derivative claim. Total acquisition-related transaction and integration costs recorded in the Corporate Segment for both acquisitions were \$156 million and the charge for the lawsuit was \$90 million for the year ended December 31, 2015. The increase in operating expenses in 2014 was primarily due to increased strategic initiatives, benefits costs, facilities management and information technology costs.

Liquidity and Capital Resources

We maintain a level of liquidity sufficient to allow us to cover our cash needs in the short-term. Over the long-term, we manage our cash and capital structure to maximize shareholder return, maintain our financial position and maintain flexibility for future strategic initiatives. We continuously assess our working capital needs, debt and leverage levels, capital expenditure requirements, dividend payouts, potential share repurchases and future investments or acquisitions. We believe our operating cash flows, commercial paper program, sale-leaseback program, as well as any potential future borrowings, will be sufficient to fund these future payments and long-term initiatives.

The change in cash and cash equivalents is as follows:

<u>In millions</u>	<u>Year Ended December 31,</u>		
	<u>2015</u>	<u>2014</u>	<u>2013</u>
Net cash provided by operating activities	\$ 8,412	\$ 8,137	\$ 5,783
Net cash used in investing activities	(13,420)	(4,045)	(1,835)
Net cash provided by (used in) financing activities	5,006	(5,694)	(1,237)
Effect of exchange rate changes on cash and cash equivalents	(20)	(6)	3
Net increase (decrease) in cash and cash equivalents	\$ (22)	\$ (1,608)	\$ 2,714

Net cash provided by operating activities increased by \$275 million in 2015 and \$2.4 billion in 2014. The increase in 2015 was primarily due to increased net income partially offset by various changes in working capital. The increase in 2014 was primarily due to increased net income and increased accounts payable due to payables management and timing.

Net cash used in investing activities increased by \$9.4 billion in 2015 and increased by \$2.2 billion in 2014. The increase in 2015 was primarily due to the \$9.6 billion paid for the acquisition of Omnicare and the \$1.9 billion paid for the acquisition of the Target pharmacy and clinic businesses in 2015, compared to the \$2.1 billion paid for the Coram acquisition in 2014. The increase in 2014 was primarily due to the \$2.1 billion paid for the acquisition of Coram and an increase in capital expenditures.

In 2015, gross capital expenditures totaled approximately \$2.4 billion, an increase of \$231 million compared to the prior year. During 2015, approximately 36% of our total capital expenditures were for new store construction, 21% were for store, fulfillment and support facilities expansion and improvements and 43% were for technology and other corporate initiatives. Gross capital expenditures totaled approximately \$2.1 billion and \$2.0 billion during 2014 and 2013, respectively. During 2014, approximately 42% of our total capital expenditures were for new store construction, 21% were for store, fulfillment and support facilities expansion and improvements and 37% were for technology and other corporate initiatives.

Proceeds from sale-leaseback transactions totaled \$411 million in 2015. This compares to \$515 million in 2014 and \$600 million in 2013. Under the sale-leaseback transactions, the properties are generally sold at net book value, which generally approximates fair value, and the resulting leases generally qualify and are accounted for as operating leases. The specific timing and amount of future sale-leaseback transactions will vary depending on future market conditions and other factors.

Below is a summary of our store development activity for the respective years:

	<u>2015⁽¹⁾</u>	<u>2014⁽¹⁾</u>	<u>2013⁽¹⁾</u>
Total stores (beginning of year)	7,866	7,702	7,508
New and acquired stores ⁽¹⁾	1,833	187	213
Closed stores ⁽¹⁾	(34)	(23)	(19)
Total stores (end of year)	<u>9,665</u>	<u>7,866</u>	<u>7,702</u>
Relocated stores	58	60	78

(1) Relocated stores are not included in new or closed store totals.

(2) Includes retail drugstores, onsite pharmacy stores, specialty pharmacy stores and pharmacies within Target stores.

Net cash provided by financing activities increased by \$10.7 billion in 2015 and cash used in financing activities increased by \$4.5 billion in 2014. The increase cash received in 2015 was primarily due to higher net borrowings in 2015 including the \$14.8 billion in net proceeds received from the July 2015 debt issuance, partially offset by an increase in share repurchases of

\$1.0 billion. The increase in cash used in 2014 was primarily due to the repayments of long-term debt and lower borrowings than in 2013.

Share repurchase programs — The following share repurchase programs were authorized by the Company’s Board of Directors:

In billions

<u>Authorization Date</u>	<u>Authorized</u>	<u>Remaining</u>
December 15, 2014 (“2014 Repurchase Program”)	\$ 10.0	\$ 7.7
December 17, 2013 (“2013 Repurchase Program”)	\$ 6.0	—
September 19, 2012 (“2012 Repurchase Program”)	\$ 6.0	—

The share Repurchase Programs, each of which was effective immediately, permit the Company to effect repurchases from time to time through a combination of open market repurchases, privately negotiated transactions, accelerated share repurchase (“ASR”) transactions, and/or other derivative transactions. The 2014 Repurchase Program may be modified or terminated by the Board of Directors at any time. The 2013 and 2012 Repurchase Programs have been completed, as described below.

Pursuant to the authorization under the 2014 Repurchase Program, effective December 11, 2015, the Company entered into a \$725 million fixed dollar ASR with Barclays Bank PLC (“Barclays”). Upon payment of the \$725 million purchase price on December 14, 2015, the Company received a number of shares of its common stock equal to 80% of the \$725 million notional amount of the ASR or approximately 6.2 million shares. At the conclusion of the ASR program, the Company may receive additional shares equal to the remaining 20% of the \$725 million notional amount. The initial 6.2 million shares of common stock delivered to the Company by Barclays were placed into treasury stock in December 2015. The ASR was accounted for as an initial treasury stock transaction for \$580 million and a forward contract for \$145 million. The forward contract was classified as an equity instrument and was recorded within capital surplus on the consolidated balance sheet. On January 28, 2016, the Company received 1.4 million shares of common stock, representing the remaining 20% of the \$725 million notional amount of the ASR, thereby concluding the ASR. The remaining 1.4 million shares of common stock delivered to the Company by Barclays were placed into treasury stock in January 2016 and the forward contract was reclassified from capital surplus to treasury stock.

Pursuant to the authorization under the 2013 Repurchase Programs, effective January 2, 2015, the Company entered into a \$2.0 billion fixed dollar ASR agreement with J.P. Morgan Chase Bank (“JP Morgan”). Upon payment of the \$2.0 billion purchase price on January 5, 2015, the Company received a number of shares of its common stock equal to 80% of the \$2.0 billion notional amount of the ASR agreement or approximately 16.8 million shares, which were placed into treasury stock in January 2015. On May 1, 2015, the Company received approximately 3.1 million shares of common stock, representing the remaining 20% of the \$2.0 billion notional amount of the ASR, thereby concluding the ASR. The remaining 3.1 million shares of common stock delivered to the Company by JP Morgan were placed into treasury stock in May 2015. The ASR was accounted for as an initial treasury stock transaction for \$1.6 billion and a forward contract for \$0.4 billion. The forward contract was classified as an equity instrument and was initially recorded within capital surplus on the consolidated balance sheet and was reclassified to treasury stock upon the settlement of the ASR in May 2015.

Pursuant to the authorization under the 2012 Repurchase Program, effective October 1, 2013, the Company entered into a \$1.7 billion fixed dollar ASR agreement with Barclays. Upon payment of the \$1.7 billion purchase price on October 1, 2013, the Company received a number of shares of its common stock equal to 50% of the \$1.7 billion notional amount of the ASR agreement or approximately 14.9 million shares at a price of \$56.88 per share. The Company received approximately 11.7 million shares of common stock on December 30, 2013 at an average price of \$63.83 per share, representing the remaining 50% of the \$1.7 billion notional amount of the ASR agreement and thereby concluding the agreement. The total of 26.6 million shares of common stock delivered to the Company by Barclays over the term of the October 2013 ASR agreement were placed into treasury stock. The ASR was accounted for as an initial treasury stock transaction and a forward contract. The forward contract was classified as an equity instrument.

Each of the ASR transactions described above, the initial repurchase of the shares and delivery of the remainder of the shares to conclude each ASR, resulted in an immediate reduction of the outstanding shares used to calculate the weighted average common shares outstanding for basic and diluted earnings per share.

During the year ended December 31, 2015, the Company repurchased an aggregate of 48.0 million shares of common stock for approximately \$5.0 billion under the 2013 and 2014 Repurchase Programs. As of December 31, 2015, there remained an

aggregate of approximately \$7.7 billion available for future repurchases under the 2014 Repurchase Program and the 2013 Repurchase Program was complete.

Short-term borrowings - We did not have any commercial paper outstanding as of December 31, 2015. In connection with our commercial paper program, we maintain a \$1.00 billion, five-year unsecured back-up credit facility, which expires on May 23, 2018, a \$1.25 billion, five-year unsecured back-up credit facility, which expires on July 24, 2019, and a \$1.25 billion, five-year unsecured back-up credit facility, which expires on July 1, 2020. The credit facilities allow for borrowings at various rates that are dependent, in part, on the Company's public debt ratings and require the Company to pay a weighted average quarterly facility fee of approximately 0.03%, regardless of usage. As of December 31, 2015, there were no borrowings outstanding under the back-up credit facilities.

On May 20, 2015, in connection with the acquisition of Omnicare, the Company entered into a \$13 billion unsecured bridge loan facility. The Company paid approximately \$52 million in fees in connection with the facility. The fees were capitalized and amortized as interest expense over the period the bridge facility was outstanding. The bridge loan facility expired on July 20, 2015 upon the Company's issuance of unsecured senior notes with an aggregate principal of \$15 billion as discussed below. The bridge loan facility fees were fully amortized during the year ended December 31, 2015.

Long-term borrowings - On July 20, 2015, the Company issued an aggregate of \$2.25 billion of 1.9% unsecured senior notes due 2018 ("2018 Notes"), an aggregate of \$2.75 billion of 2.8% unsecured senior notes due 2020 ("2020 Notes"), an aggregate of \$1.5 billion of 3.5% unsecured senior notes due 2022 ("2022 Notes"), an aggregate of \$3 billion of 3.875% unsecured senior notes due 2025 ("2025 Notes"), an aggregate of \$2 billion of 4.875% unsecured senior notes due 2035 ("2035 Notes"), and an aggregate of \$3.5 billion of 5.125% unsecured senior notes due 2045 ("2045 Notes" and, together with the 2018 Notes, 2020 Notes, 2022 Notes, 2025 Notes and 2035 Notes, the "Notes") for total proceeds of approximately \$14.8 billion, net of discounts and underwriting fees. The Notes pay interest semi-annually and contain redemption terms which allow or require the Company to redeem the Notes at a defined redemption price plus accrued and unpaid interest at the redemption date. The net proceeds of the Notes were used to fund the Omnicare acquisition and the acquisition of the pharmacies and clinics of Target. The remaining proceeds were used for general corporate purposes.

Upon the closing of the Omnicare acquisition in August 2015, the Company assumed the long-term debt of Omnicare that had a fair value of approximately \$3.1 billion, \$2.0 billion of which was previously convertible into Omnicare shares that holders were able to redeem subsequent to the acquisition. During the period from August 18, 2015 to December 31, 2015, all but \$5 million of the \$2.0 billion of previously convertible debt was redeemed and repaid and approximately \$0.4 billion in Omnicare term debt assumed was repaid for total repayments of Omnicare debt of approximately \$2.4 billion in 2015.

The remaining principal of the Omnicare debt assumed was comprised of senior unsecured notes with an aggregate principal amount of \$700 million (\$400 million of 4.75% senior notes due 2022 and \$300 million of 5% senior notes due 2024). In September 2015, the Company commenced exchange offers for the 4.75% senior notes due 2022 and the 5% senior notes due 2024 to exchange all validly tendered and accepted notes issued by Omnicare for notes to be issued by the Company. This offer expired on October 20, 2015 and the aggregate principal amounts below of each of the Omnicare notes were validly tendered and exchanged for notes issued by the Company.

Interest Rate and Maturity	Aggregate Principal Amount (In Millions)	Percentage of Total Outstanding Principal Amount Exchanged
4.75% senior notes due 2022	\$ 388	96.8%
5% senior notes due 2024	296	98.8%
Total senior notes issued under exchange transaction	\$ 684	

The Company recorded this exchange transaction as a modification of the original debt instruments. As such, no gain or loss on extinguishment was recognized in the Company's consolidated income statement as a result of this exchange transaction and issuance costs were expensed as incurred.

On August 7, 2014, the Company issued \$850 million of 2.25% unsecured senior notes due August 12, 2019 and \$650 million of 3.375% unsecured senior notes due August 12, 2024 (collectively, the "2014 Notes") for total proceeds of approximately \$1.5 billion, net of discounts and underwriting fees. The 2014 Notes pay interest semi-annually and may be redeemed, in whole

at any time, or in part from time to time, at the Company's option at a defined redemption price plus accrued and unpaid interest to the redemption date. The net proceeds of the 2014 Notes were used for general corporate purposes and to repay certain corporate debt.

On August 7, 2014, the Company announced tender offers for any and all of the 6.25% Senior Notes due 2027, and up to a maximum amount of the 6.125% Senior Notes due 2039, the 5.75% Senior Notes due 2041 and the 5.75% Senior Notes due 2017, for up to an aggregate principal amount of \$1.5 billion. On August 21, 2014, the Company increased the aggregate principal amount of the tender offers to \$2.0 billion and completed the repurchase for the maximum amount on September 4, 2014. The Company paid a premium of \$490 million in excess of the debt principal in connection with the tender offers, wrote off \$26 million of unamortized deferred financing costs and incurred \$5 million in fees, for a total loss on the early extinguishment of debt of \$521 million. The loss was recorded in income from continuing operations in the condensed consolidated statement of income for the year ended December 31, 2014.

During the year ended December 31, 2014, the Company repurchased the remaining \$41 million of outstanding Enhanced Capital Advantage Preferred Securities ("ECAPS") at par. The fees and write-off of deferred issuance costs associated with the early extinguishment of the ECAPS were immaterial.

On December 2, 2013, the Company issued \$750 million of 1.2% unsecured senior notes due December 5, 2016; \$1.25 billion of 2.25% unsecured senior notes due December 5, 2018; \$1.25 billion of 4% unsecured senior notes due December 5, 2023; and \$750 million of 5.3% unsecured senior notes due December 5, 2043 (the "2013 Notes") for total proceeds of approximately \$4.0 billion, net of discounts and underwriting fees. The 2013 Notes pay interest semi-annually and may be redeemed, in whole at any time, or in part from time to time, at the Company's option at a defined redemption price plus accrued and unpaid interest to the redemption date. The net proceeds of the 2013 Notes were used to repay commercial paper outstanding at the time of issuance and to fund the acquisition of Coram in January 2014. The remainder was used for general corporate purposes.

Our backup credit facilities and unsecured senior notes (see Note 6, "Borrowings and Credit Agreements" to the consolidated financial statements) contain customary restrictive financial and operating covenants.

These covenants do not include a requirement for the acceleration of our debt maturities in the event of a downgrade in our credit rating. We do not believe the restrictions contained in these covenants materially affect our financial or operating flexibility.

As of December 31, 2015 and 2014, we had no outstanding derivative financial instruments.

Debt Ratings - As of December 31, 2015, our long-term debt was rated "Baa1" by Moody's with a stable outlook and "BBB+" by Standard & Poor's with a stable outlook, and our commercial paper program was rated "P-2" by Moody's and "A-2" by Standard & Poor's. In assessing our credit strength, we believe that both Moody's and Standard & Poor's considered, among other things, our capital structure and financial policies as well as our consolidated balance sheet, our historical acquisition activity and other financial information. Although we currently believe our long-term debt ratings will remain investment grade, we cannot guarantee the future actions of Moody's and/or Standard & Poor's. Our debt ratings have a direct impact on our future borrowing costs, access to capital markets and new store operating lease costs.

Quarterly Dividend Increase - In December 2015, our Board of Directors authorized a 21% increase in our quarterly common stock dividend to \$0.425 per share effective in 2016. This increase equates to an annual dividend rate of \$1.70 per share. In December 2014, our Board of Directors authorized a 27% increase in our quarterly common stock dividend to \$0.35 per share. This increase equated to an annual dividend rate of \$1.40 per share. In December 2013, our Board of directors authorized a 22% increase in our quarterly common stock dividend to \$0.275 per share. This increase equated to an annual dividend rate of \$1.10 per share.

Off-Balance Sheet Arrangements

In connection with executing operating leases, we provide a guarantee of the lease payments. We also finance a portion of our new store development through sale-leaseback transactions, which involve selling stores to unrelated parties and then leasing the stores back under leases that generally qualify and are accounted for as operating leases. We do not have any retained or contingent interests in the stores, and we do not provide any guarantees, other than a guarantee of the lease payments, in connection with the transactions. In accordance with generally accepted accounting principles, our operating leases are not reflected on our consolidated balance sheets.

Between 1991 and 1997, we sold or spun off a number of subsidiaries, including Bob's Stores, Linens 'n Things, Marshalls, Kay-Bee Toys, This End Up and Footstar. In many cases, when a former subsidiary leased a store, the Company provided a guarantee of the store's lease obligations. When the subsidiaries were disposed of, the Company's guarantees remained in place, although each initial purchaser agreed to indemnify the Company for any lease obligations the Company was required to satisfy. If any of the purchasers or any of the former subsidiaries were to become insolvent and failed to make the required payments under a store lease, the Company could be required to satisfy these obligations.

As of December 31, 2015, we guaranteed approximately 72 such store leases (excluding the lease guarantees related to Linens 'n Things), with the maximum remaining lease term extending through 2026. Management believes the ultimate disposition of any of the remaining lease guarantees will not have a material adverse effect on the Company's consolidated financial condition or future cash flows. Please see "Income (loss) from discontinued operations" previously in this document for further information regarding our guarantee of certain Linens 'n Things' store lease obligations.

Below is a summary of our significant contractual obligations as of December 31, 2015:

<i>In millions</i>	Payments Due by Period				
	Total	2016	2017 to 2018	2019 to 2020	Thereafter
Operating leases	\$ 27,681	\$ 2,405	\$ 4,518	\$ 3,921	\$ 16,837
Lease obligations from discontinued operations	35	14	13	5	3
Capital lease obligations	1,324	52	164	138	970
Contractual lease obligations with Target ⁽¹⁾	1,697	—	—	—	1,697
Long-term debt	26,819	1,179	4,588	4,444	16,608
Interest payments on long-term debt ⁽²⁾	14,201	1,079	1,982	1,698	9,442
Other long-term liabilities reflected in our consolidated balance sheet	829	42	432	102	253
	<u>\$ 72,586</u>	<u>\$ 4,771</u>	<u>\$ 11,697</u>	<u>\$ 10,308</u>	<u>\$ 45,810</u>

(1) The Company leases pharmacy and clinic space from Target. See Note 7, "Leases" to the consolidated financial statements for additional information regarding the lease arrangements with Target. Amounts related to the operating and capital leases with Target are reflected within the operating leases and capital lease obligations above. Amounts due in excess of the remaining estimated economic lives of the buildings are reflected herein assuming equivalent stores continue to operate through the term of the arrangements.

(2) Interest payments on long-term debt are calculated on outstanding balances and interest rates in effect on December 31, 2015

Critical Accounting Policies

We prepare our consolidated financial statements in conformity with generally accepted accounting principles, which require management to make certain estimates and apply judgment. We base our estimates and judgments on historical experience, current trends and other factors that management believes to be important at the time the consolidated financial statements are prepared. On a regular basis, we review our accounting policies and how they are applied and disclosed in our consolidated financial statements. While we believe the historical experience, current trends and other factors considered, support the preparation of our consolidated financial statements in conformity with generally accepted accounting principles, actual results could differ from our estimates, and such differences could be material.

Our significant accounting policies are discussed in Note 1 to our consolidated financial statements. We believe the following accounting policies include a higher degree of judgment and/or complexity and, thus, are considered to be critical accounting policies. We have discussed the development and selection of our critical accounting policies with the Audit Committee of our Board of Directors and the Audit Committee has reviewed our disclosures relating to them.

Revenue Recognition

Pharmacy Services Segment

Our Pharmacy Services Segment sells prescription drugs directly through our mail service dispensing pharmacies and indirectly through our retail pharmacy network. We recognize revenues in our Pharmacy Services Segment from prescription drugs sold by our mail service dispensing pharmacies and under retail pharmacy network contracts where we are the principal using the gross method at the contract prices negotiated with our clients. Net revenue from our Pharmacy Services Segment includes: (i) the portion of the price the client pays directly to us, net of any volume-related or other discounts paid back to the client, (ii) the price paid to us ("Mail Co-Payments") or a third party pharmacy in our retail pharmacy network ("Retail Co-Payments") by individuals included in our clients' benefit plans, and (iii) administrative fees for retail pharmacy network contracts where we are not the principal. Sales taxes are not included in revenue.

We recognize revenue in the Pharmacy Services Segment when: (i) persuasive evidence of an arrangement exists, (ii) delivery has occurred or services have been rendered, (iii) the seller's price to the buyer is fixed or determinable, and (iv) collectability is reasonably assured. The following revenue recognition policies have been established for the Pharmacy Services Segment.

- Revenues generated from prescription drugs sold by mail service dispensing pharmacies are recognized when the prescription is delivered. At the time of delivery, the Pharmacy Services Segment has performed substantially all of its obligations under its client contracts and does not experience a significant level of returns or reshipments.
- Revenues generated from prescription drugs sold by third party pharmacies in the Pharmacy Services Segment's retail pharmacy network and associated administrative fees are recognized at the Pharmacy Services Segment's point-of-sale, which is when the claim is adjudicated by the Pharmacy Services Segment's online claims processing system.

We determine whether we are the principal or agent for our retail pharmacy network transactions on a contract by contract basis. In the majority of our contracts, we have determined we are the principal due to us: (i) being the primary obligor in the arrangement, (ii) having latitude in establishing the price, changing the product or performing part of the service, (iii) having discretion in supplier selection, (iv) having involvement in the determination of product or service specifications, and (v) having credit risk. Our obligations under our client contracts for which revenues are reported using the gross method are separate and distinct from our obligations to the third party pharmacies included in our retail pharmacy network contracts. Pursuant to these contracts, we are contractually required to pay the third party pharmacies in our retail pharmacy network for products sold, regardless of whether we are paid by our clients. Our responsibilities under these client contracts typically include validating eligibility and coverage levels, communicating the prescription price and the co-payments due to the third party retail pharmacy, identifying possible adverse drug interactions for the pharmacist to address with the physician prior to dispensing, suggesting clinically appropriate generic alternatives where appropriate and approving the prescription for dispensing. Although we do not have credit risk with respect to Retail Co-Payments or inventory risk related to retail network claims, we believe that all of the other indicators of gross revenue reporting are present. For contracts under which we act as an agent, we record revenues using the net method.

We deduct from our revenues the manufacturers' rebates that are earned by our clients based on their members' utilization of brand-name formulary drugs. We estimate these rebates at period-end based on actual and estimated claims data and our estimates of the manufacturers' rebates earned by our clients. We base our estimates on the best available data at period-end and recent history for the various factors that can affect the amount of rebates due to the client. We adjust our rebates payable to

clients to the actual amounts paid when these rebates are paid or as significant events occur. We record any cumulative effect of these adjustments against revenues as identified, and adjust our estimates prospectively to consider recurring matters. Adjustments generally result from contract changes with our clients or manufacturers, differences between the estimated and actual product mix subject to rebates or whether the product was included in the applicable formulary. We also deduct from our revenues pricing guarantees and guarantees regarding the level of service we will provide to the client or member as well as other payments made to our clients. Because the inputs to most of these estimates are not subject to a high degree of subjectivity or volatility, the effect of adjustments between estimated and actual amounts have not been material to our results of operations or financial position.

We participate in the federal government's Medicare Part D program as a PDP through our SilverScript Insurance Company subsidiary. Our net revenues include insurance premiums earned by the PDP, which are determined based on the PDP's annual bid and related contractual arrangements with CMS. The insurance premiums include a beneficiary premium, which is the responsibility of the PDP member, but which is subsidized by CMS in the case of low-income members, and a direct premium paid by CMS. Premiums collected in advance are initially deferred as accrued expenses and are then recognized ratably as revenue over the period in which members are entitled to receive benefits.

In addition to these premiums, our net revenues include co-payments, coverage gap benefits, deductibles and co-insurance (collectively, the "Member Co-Payments") related to PDP members' actual prescription claims. In certain cases, CMS subsidizes a portion of these Member Co-Payments and we are paid an estimated prospective Member Co-Payment subsidy, each month. The prospective Member Co-Payment subsidy amounts received from CMS are also included in our net revenues. We assume no risk for these amounts, which represented 6.3%, 6.4% and 7.0% of consolidated net revenues in 2015, 2014 and 2013, respectively. If the prospective Member Co-Payment subsidies received differ from the amounts based on actual prescription claims, the difference is recorded in either accounts receivable or accrued expenses. We account for fully insured CMS obligations and Member Co-Payments (including the amounts subsidized by CMS) using the gross method consistent with our revenue recognition policies for Mail Co-Payments and Retail Co-Payments. We have recorded estimates of various assets and liabilities arising from our participation in the Medicare Part D program based on information in our claims management and enrollment systems. Significant estimates arising from our participation in the Medicare Part D program include: (i) estimates of low-income cost subsidy, reinsurance amounts and coverage gap discount amounts ultimately payable to or receivable from CMS based on a detailed claims reconciliation, (ii) an estimate of amounts payable to CMS under a risk-sharing feature of the Medicare Part D program design, referred to as the risk corridor and (iii) estimates for claims that have been reported and are in the process of being paid or contested and for our estimate of claims that have been incurred but have not yet been reported. Actual amounts of Medicare Part D-related assets and liabilities could differ significantly from amounts recorded. Historically, the effect of these adjustments has not been material to our results of operations or financial position.

Retail/LTC Segment

Retail Pharmacy - We recognize revenue from the sale of front store merchandise at the time the merchandise is purchased by the retail customer and recognize revenue from the sale of prescription drugs when the prescription is picked up by the customer. Customer returns are not material. Sales taxes are not included in revenue.

Long-term Care - We recognize revenue when products are delivered or services are rendered or provided to our customers, prices are fixed and determinable, and collection is reasonably assured. A significant portion of our revenues from sales of pharmaceutical and medical products are reimbursed by the federal Medicare Part D program and, to a lesser extent, state Medicaid programs. Payments for services rendered to patients covered by these programs are generally less than billed charges. We monitor our revenues and receivables from these reimbursement sources, as well as other third party insurance payors, and record an estimated contractual allowances for sales and receivable balances at the revenue recognition date, to properly account for anticipated differences between billed and reimbursed amounts. Accordingly, the total net sales and receivables reported in our consolidated financial statements are recorded at the amount expected to be ultimately received from these payors. Since billing functions for a portion of our revenue systems are largely computerized, enabling on-line adjudication at the time of sale to record net revenues, our exposure in connection with estimating contractual allowance adjustments is limited primarily to unbilled and initially rejected Medicare, Medicaid and third party claims (typically approved for reimbursement once additional information is provided to the payor). For the remaining portion of our revenue systems, the contractual allowance is estimated for all billed, unbilled and initially rejected Medicare, Medicaid and third party claims. We evaluate several criteria in developing the estimated contractual allowances on a monthly basis, including historical trends based on actual claims paid, current contract and reimbursement terms, and changes in customer base and payor/product mix. Contractual allowance estimates are adjusted to actual amounts as cash is received and claims are settled, and the aggregate impact of these resulting adjustments was not significant to our results of operations. Further, we do not expect the impact of changes in estimates related to unsettled contractual allowance amounts from Medicare, Medicaid and third party payors as of December 31, 2015 to be significant to our future consolidated results of operation, financial position and cash flows.

Patient co-payments associated with Medicare Part D, certain state Medicaid programs, Medicare Part B and certain third party payors are typically not collected at the time products are delivered or services are rendered, but are billed to the individuals as part of our normal billing procedures and subject to our normal accounts receivable collections procedures.

Health Care Clinics - for services provided by our health care clinics, revenue recognition occurs for completed services provided to patients, with adjustments taken for third party payor contractual obligations and patient direct bill historical collection rates.

Loyalty Program - our customer loyalty program, ExtraCare[®], is comprised of two components, ExtraSavings[™] and ExtraBucks[®] Rewards. ExtraSavings coupons redeemed by customers are recorded as a reduction of revenues when redeemed. ExtraBucks Rewards are accrued as a charge to cost of revenues when earned, net of estimated breakage. We determine breakage based on our historical redemption patterns.

Allowances for Doubtful Accounts

Accounts receivable primarily includes amounts due from third party providers (e.g., pharmacy benefit managers, insurance companies, governmental agencies and long-term care facilities), clients, members and private pay customers, as well as vendors and manufacturers. We provide a reserve for accounts receivable considered to be at increased risk of becoming uncollectible by establishing an allowance to reduce the carrying value of such receivables to their estimated net realizable value. We establish this allowance for doubtful accounts and consider such factors as historical collection experience, (i.e., payment history and credit losses) and creditworthiness, specifically identified credit risks, aging of accounts receivable by payor category, current and expected economic conditions and other relevant factors. We regularly review our allowance for doubtful accounts for appropriateness. Judgment is used to assess the collectability of account balances and the economic ability of a customer to pay.

Our allowance for doubtful accounts as of December 31, 2015 was \$161 million, compared with \$256 million as of December 31, 2014. Our allowance for doubtful accounts represented 1.3% and 2.6% of gross receivables (net of contractual allowance adjustments) as of December 31, 2015 and 2014, respectively. Unforeseen future developments could lead to changes in our provision for doubtful accounts levels and future allowance for doubtful accounts percentages. For example, a one percentage point increase in the allowance for doubtful accounts as a percentage of gross receivables as of December 31, 2015 would result in an increase to the provision of doubtful accounts of approximately \$120 million.

Given our experience, we believe that our aggregate reserves for potential losses are adequate, but if any of our larger customers were to unexpectedly default on their obligations, our overall allowances for doubtful accounts may prove to be inadequate. In particular, if economic conditions worsen, the payor mix shifts significantly or reimbursement rates are adversely affected, we may adjust our allowance for doubtful accounts accordingly, and our accounts receivable collections, cash flows, financial position and results of operations could be adversely affected.

Vendor Allowances and Purchase Discounts

Pharmacy Services Segment

Our Pharmacy Services Segment receives purchase discounts on products purchased. Contractual arrangements with vendors, including manufacturers, wholesalers and retail pharmacies, normally provide for the Pharmacy Services Segment to receive purchase discounts from established list prices in one, or a combination, of the following forms: (i) a direct discount at the time of purchase, (ii) a discount for the prompt payment of invoices or (iii) when products are purchased indirectly from a manufacturer (e.g., through a wholesaler or retail pharmacy), a discount (or rebate) paid subsequent to dispensing. These rebates are recognized when prescriptions are dispensed and are generally calculated and billed to manufacturers within 30 days of the end of each completed quarter. Historically, the effect of adjustments resulting from the reconciliation of rebates recognized to the amounts billed and collected has not been material to the results of operations. We account for the effect of any such differences as a change in accounting estimate in the period the reconciliation is completed. The Pharmacy Services Segment also receives additional discounts under its wholesaler contracts if it exceeds contractually defined annual purchase volumes. In addition, the Pharmacy Services Segment receives fees from pharmaceutical manufacturers for administrative services. Purchase discounts and administrative service fees are recorded as a reduction of "Cost of revenues".

Retail/LTC Segment

Vendor allowances received by the Retail/LTC Segment reduce the carrying cost of inventory and are recognized in cost of revenues when the related inventory is sold, unless they are specifically identified as a reimbursement of incremental costs for promotional programs and/or other services provided. Amounts that are directly linked to advertising commitments are recognized as a reduction of advertising expense (included in operating expenses) when the related advertising commitment is satisfied. Any such allowances received in excess of the actual cost incurred also reduce the carrying cost of inventory. The total value of any upfront payments received from vendors that are linked to purchase commitments is initially deferred. The deferred amounts are then amortized to reduce cost of revenues over the life of the contract based upon purchase volume. The total value of any upfront payments received from vendors that are not linked to purchase commitments is also initially deferred. The deferred amounts are then amortized to reduce cost of revenues on a straight-line basis over the life of the related contract.

We have not made any material changes in the way we account for vendor allowances and purchase discounts during the past three years.

Inventory

Effective January 1, 2015, the Company changed its methods of accounting for "front store" inventories in the Retail/LTC Segment. Prior to 2015, the Company valued front store inventories at the lower of cost or market on a first-in, first-out ("FIFO") basis in retail stores using the retail inventory method and in distribution centers using the FIFO cost method. Effective January 1, 2015, all front store inventories in the Retail/LTC Segment have been valued at the lower of cost or market using the weighted average cost method. These changes affected approximately 36% of consolidated inventories.

These changes were made primarily to provide the Company with better information to manage its retail front store operations and to bring all of the Company's inventories to a common inventory valuation methodology. The Company believes the weighted average cost method is preferable to the retail inventory method and the FIFO cost method because it results in greater precision in the determination of cost of revenues and inventories at the stock keeping unit ("SKU") level and results in a consistent inventory valuation method for all of the Company's inventories as all of the Company's remaining inventories, which consist of prescription drugs, were already being valued using the weighted average cost method.

The Company recorded the cumulative effect of these changes in accounting principle as of January 1, 2015. The Company determined that retrospective application for periods prior to 2015 is impracticable, as the period-specific information necessary to value front store inventories in the Retail/LTC Segment under the weighted average cost method is unavailable. The Company implemented a new perpetual inventory system to manage front store inventory at the SKU level and valued front store inventory as of January 1, 2015 and calculated the cumulative impact. The effect of these changes in accounting principle as of January 1, 2015, was a decrease in inventories of \$7 million, an increase in current deferred income tax assets of \$3 million and a decrease in retained earnings of \$4 million.

All prescription drug inventories in the Retail/LTC Segment have been valued at the lower of cost or market using the weighted average cost method. The weighted average cost method is used to determine cost of sales and inventory in our mail service and specialty pharmacies in our Pharmacy Services Segment.

We reduce the value of our ending inventory for estimated inventory losses that have occurred during the interim period between physical inventory counts. Physical inventory counts are taken on a regular basis in each store and a continuous cycle count process is the primary procedure used to validate the inventory balances on hand in each distribution center and mail facility to ensure that the amounts reflected in the accompanying consolidated financial statements are properly stated. The accounting for inventory contains uncertainty since we must use judgment to estimate the inventory losses that have occurred during the interim period between physical inventory counts. When estimating these losses, we consider a number of factors, which include, but are not limited to, historical physical inventory results on a location-by-location basis and current physical inventory loss trends.

Our total reserve for estimated inventory losses covered by this critical accounting policy was \$225 million as of December 31, 2015. Although we believe we have sufficient current and historical information available to us to record reasonable estimates for estimated inventory losses, it is possible that actual results could differ. In order to help you assess the aggregate risk, if any, associated with the uncertainties discussed above, a ten percent (10%) pre-tax change in our estimated inventory losses, which we believe is a reasonably likely change, would increase or decrease our total reserve for estimated inventory losses by about \$23 million as of December 31, 2015.

Although we believe that the estimates discussed above are reasonable and the related calculations conform to generally accepted accounting principles, actual results could differ from our estimates, and such differences could be material.

Goodwill and Intangible Assets

Identifiable intangible assets consist primarily of trademarks, client contracts and relationships, favorable leases and covenants not to compete. These intangible assets arise primarily from the determination of their respective fair market values at the date of acquisition.

Amounts assigned to identifiable intangible assets, and their related useful lives, are derived from established valuation techniques and management estimates. Goodwill represents the excess of amounts paid for acquisitions over the fair value of the net identifiable assets acquired.

We evaluate the recoverability of certain long-lived assets, including intangible assets with finite lives, but excluding goodwill and intangible assets with indefinite lives which are tested for impairment using separate tests, whenever events or changes in circumstances indicate that the carrying value of an asset may not be recoverable. We group and evaluate these long-lived assets for impairment at the lowest level at which individual cash flows can be identified. When evaluating these long-lived assets for potential impairment, we first compare the carrying amount of the asset group to the asset group's estimated future cash flows (undiscounted and without interest charges). If the estimated future cash flows are less than the carrying amount of the asset group, an impairment loss calculation is prepared. The impairment loss calculation compares the carrying amount of the asset group to the asset group's estimated future cash flows (discounted and with interest charges). If required, an impairment loss is recorded for the portion of the asset group's carrying value that exceeds the asset group's estimated future cash flows (discounted and with interest charges). Our long-lived asset impairment loss calculation contains uncertainty since we must use judgment to estimate each asset group's future sales, profitability and cash flows. When preparing these estimates, we consider historical results and current operating trends and our consolidated sales, profitability and cash flow results and forecasts.

These estimates can be affected by a number of factors including, but not limited to, general economic and regulatory conditions, efforts of third party organizations to reduce their prescription drug costs and/or increased member co-payments, the continued efforts of competitors to gain market share and consumer spending patterns.

Goodwill and indefinitely-lived intangible assets are subject to annual impairment reviews, or more frequent reviews if events or circumstances indicate that the carrying value may not be recoverable.

Indefinitely-lived intangible assets are tested by comparing the estimated fair value of the asset to its carrying value. If the carrying value of the asset exceeds its estimated fair value, an impairment loss is recognized and the asset is written down to its estimated fair value.

Our indefinitely-lived intangible asset impairment loss calculation contains uncertainty since we must use judgment to estimate the fair value based on the assumption that in lieu of ownership of an intangible asset, the Company would be willing to pay a royalty in order to utilize the benefits of the asset. Value is estimated by discounting the hypothetical royalty payments to their present value over the estimated economic life of the asset. These estimates can be affected by a number of factors including, but not limited to, general economic conditions, availability of market information as well as the profitability of the Company.

Goodwill is tested for impairment on a reporting unit basis using a two-step process. The first step of the impairment test is to identify potential impairment by comparing the reporting unit's fair value with its net book value (or carrying amount), including goodwill. The fair value of our reporting units is estimated using a combination of the discounted cash flow valuation model and comparable market transaction models. If the fair value of the reporting unit exceeds its carrying amount, the reporting unit's goodwill is not considered to be impaired and the second step of the impairment test is not performed. If the carrying amount of the reporting unit exceeds its fair value, the second step of the impairment test is performed to measure the amount of impairment loss, if any. The second step of the impairment test compares the implied fair value of the reporting unit's goodwill with the carrying amount of the goodwill. If the carrying amount of the reporting unit's goodwill exceeds the implied fair value of the goodwill, an impairment loss is recognized in an amount equal to that excess.

The determination of the fair value of our reporting units requires the Company to make significant assumptions and estimates. These assumptions and estimates primarily include, but are not limited to, the selection of appropriate peer group companies; control premiums and valuation multiples appropriate for acquisitions in the industries in which the Company competes; discount rates, terminal growth rates; and forecasts of revenue, operating profit, depreciation and amortization, capital expenditures and future working capital requirements. When determining these assumptions and preparing these estimates, we

consider each reporting unit's historical results and current operating trends and our consolidated revenues, profitability and cash flow results, forecasts and industry trends. Our estimates can be affected by a number of factors including, but not limited to, general economic and regulatory conditions, our market capitalization, efforts of third party organizations to reduce their prescription drug costs and/or increase member co-payments, the continued efforts of competitors to gain market share and consumer spending patterns.

The carrying value of goodwill and other intangible assets covered by this critical accounting policy was \$38.1 billion and \$13.9 billion as of December 31, 2015, respectively. We did not record any impairment losses related to goodwill or other intangible assets during 2015, 2014 or 2013. During the third quarter of 2015, we performed our required annual impairment tests of goodwill and indefinitely-lived trademarks. The results of the impairment tests concluded that there was no impairment of goodwill or trademarks. The goodwill impairment test resulted in the fair value of our reporting units exceeding their carrying values by a significant margin.

Although we believe we have sufficient current and historical information available to us to test for impairment, it is possible that actual results could differ from the estimates used in our impairment tests.

We have not made any material changes in the methodologies utilized to test the carrying values of goodwill and intangible assets for impairment during the past three years.

Closed Store Lease Liability

We account for closed store lease termination costs when a leased store is closed. When a leased store is closed, we record a liability for the estimated present value of the remaining obligation under the noncancelable lease, which includes future real estate taxes, common area maintenance and other charges, if applicable. The liability is reduced by estimated future sublease income.

The initial calculation and subsequent evaluations of our closed store lease liability contain uncertainty since we must use judgment to estimate the timing and duration of future vacancy periods, the amount and timing of future lump sum settlement payments and the amount and timing of potential future sublease income. When estimating these potential termination costs and their related timing, we consider a number of factors, which include, but are not limited to, historical settlement experience, the owner of the property, the location and condition of the property, the terms of the underlying lease, the specific marketplace demand and general economic conditions.

Our total closed store lease liability covered by this critical accounting policy was \$221 million as of December 31, 2015. This amount is net of \$115 million of estimated sublease income that is subject to the uncertainties discussed above. Although we believe we have sufficient current and historical information available to us to record reasonable estimates for sublease income, it is possible that actual results could differ.

In order to help you assess the risk, if any, associated with the uncertainties discussed above, a ten percent (10%) pre-tax change in our estimated sublease income, which we believe is a reasonably likely change, would increase or decrease our total closed store lease liability by about \$12 million as of December 31, 2015.

We have not made any material changes in the reserve methodology used to record closed store lease reserves during the past three years.

Self-Insurance Liabilities

We are self-insured for certain losses related to general liability, workers' compensation and auto liability, although we maintain stop loss coverage with third party insurers to limit our total liability exposure. We are also self-insured for certain losses related to health and medical liabilities.

The estimate of our self-insurance liability contains uncertainty since we must use judgment to estimate the ultimate cost that will be incurred to settle reported claims and unreported claims for incidents incurred but not reported as of the balance sheet date. When estimating our self-insurance liability, we consider a number of factors, which include, but are not limited to, historical claim experience, demographic factors, severity factors and other standard insurance industry actuarial assumptions. On a quarterly basis, we review our self-insurance liability to determine if it is adequate as it relates to our general liability, workers' compensation and auto liability. Similar reviews are conducted semi-annually to determine if our self-insurance liability is adequate for our health and medical liability.

Our total self-insurance liability covered by this critical accounting policy was \$660 million as of December 31, 2015. Although we believe we have sufficient current and historical information available to us to record reasonable estimates for our self-insurance liability, it is possible that actual results could differ. In order to help you assess the risk, if any, associated with the uncertainties discussed above, a ten percent (10%) pre-tax change in our estimate for our self-insurance liability, which we believe is a reasonably likely change, would increase or decrease our self-insurance liability by about \$66 million as of December 31, 2015.

We have not made any material changes in the accounting methodology used to establish our self-insurance liability during the past three years.

Income Taxes

Income taxes are accounted for using the asset and liability method. Deferred tax liabilities or assets are established for temporary differences between financial and tax reporting bases and are subsequently adjusted to reflect changes in enacted tax rates expected to be in effect when the temporary differences reverse. The deferred tax assets are reduced, if necessary, by a valuation allowance to the extent future realization of those tax benefits is uncertain.

Significant judgment is required in determining the provision for income taxes and the related taxes payable and deferred tax assets and liabilities since, in the ordinary course of business, there are transactions and calculations where the ultimate tax outcome is uncertain. Additionally, our tax returns are subject to audit by various domestic and foreign tax authorities that could result in material adjustments or differing interpretations of the tax laws. Although we believe that our estimates are reasonable and are based on the best available information at the time we prepare the provision, actual results could differ from these estimates resulting in a final tax outcome that may be materially different from that which is reflected in our consolidated financial statements.

The tax benefit from an uncertain tax position is recognized only if it is more likely than not that the tax position will be sustained on examination by the taxing authorities, based on the technical merits of the position. The tax benefits recognized in the consolidated financial statements from such positions are then measured based on the largest benefit that has a greater than 50% likelihood of being realized upon settlement. Interest and/or penalties related to uncertain tax positions are recognized in income tax expense. Significant judgment is required in determining our uncertain tax positions. We have established accruals for uncertain tax positions using our best judgment and adjust these accruals, as warranted, due to changing facts and circumstances.

Proposed Lease Accounting Standard Update

In May 2013, the Financial Accounting Standards Board issued a revised proposed accounting standard update on lease accounting that will require entities to recognize assets and liabilities arising from lease contracts on the balance sheet. The proposed accounting standard update states that lessees and lessors should apply a "right-of-use model" in accounting for all leases. Under the proposed model, lessees would recognize an asset for the right to use the leased asset, and a liability for the obligation to make rental payments over the lease term. The Company cannot presently determine the potential impact the proposed standard would have on its results of operations. While the Company believes that the proposed standard, as currently drafted, will likely have a material impact on its financial position, it will not have a material impact on its liquidity; however, until the proposed standard is finalized, such evaluation cannot be completed.

See Note 1, "Significant Accounting Policies" to the consolidated financial statements for a description of New Accounting Pronouncements applicable to the Company.

Cautionary Statement Concerning Forward-Looking Statements

This annual report contains forward-looking statements within the meaning of the federal securities laws. In addition, the Company and its representatives may, from time to time, make written or verbal forward-looking statements, including statements contained in the Company's filings with the U.S. Securities and Exchange Commission ("SEC") and in its reports to stockholders, press releases, webcasts, conference calls, meetings and other communications. Generally, the inclusion of the words "believe," "expect," "intend," "estimate," "project," "anticipate," "will," "should" and similar expressions identify statements that constitute forward-looking statements. All statements addressing operating performance of CVS Health Corporation or any subsidiary, events or developments that the Company expects or anticipates will occur in the future, including statements relating to corporate strategy; revenue growth; earnings or earnings per common share growth; adjusted earnings or adjusted earnings per common share growth; free cash flow; debt ratings; inventory levels; inventory turn and loss rates; store development; relocations and new market entries; retail pharmacy business, sales trends and operations; PBM business, sales trends and operations; LTC pharmacy business, sales trends and operations; the Company's ability to attract or retain customers and clients; Medicare Part D competitive bidding, enrollment and operations; new product development; and the impact of industry developments, as well as statements expressing optimism or pessimism about future operating results or events, are forward-looking statements within the meaning of the federal securities laws.

The forward-looking statements are and will be based upon management's then-current views and assumptions regarding future events and operating performance, and are applicable only as of the dates of such statements. The Company undertakes no obligation to update or revise any forward-looking statements, whether as a result of new information, future events, or otherwise.

By their nature, all forward-looking statements involve risks and uncertainties. Actual results may differ materially from those contemplated by the forward-looking statements for a number of reasons as described in our SEC filings, including those set forth in the Risk Factors section within the 2015 Annual Report on Form 10-K, and including, but not limited to:

- *Risks relating to the health of the economy in general and in the markets we serve, which could impact consumer purchasing power, preferences and/or spending patterns, drug utilization trends, the financial health of our PBM and LTC clients or other payors doing business with the Company and our ability to secure necessary financing, suitable store locations and sale-leaseback transactions on acceptable terms.*
- *Efforts to reduce reimbursement levels and alter health care financing practices, including pressure to reduce reimbursement levels for generic drugs.*
- *The possibility of PBM and LTC client loss and/or the failure to win new PBM and LTC business, including as a result of failure to win renewal of expiring contracts, contract termination rights that may permit clients to terminate a contract prior to expiration and early or periodic renegotiation of pricing by clients prior to expiration of a contract.*
- *The possibility of loss of Medicare Part D business and/or failure to obtain new Medicare Part D business, whether as a result of the annual Medicare Part D competitive bidding process or otherwise.*
- *Risks related to the frequency and rate of the introduction of generic drugs and brand name prescription products.*
- *Risks of declining gross margins in the PBM and LTC pharmacy industries attributable to increased competitive pressures, increased client demand for lower prices, enhanced service offerings and/or higher service levels and market dynamics and, with respect to the PBM industry, regulatory changes that impact our ability to offer plan sponsors pricing that includes the use of retail "differential" or "spread."*
- *Regulatory changes, business changes and compliance requirements and restrictions that may be imposed by Centers for Medicare and Medicaid Services ("CMS"), Office of Inspector General or other government agencies relating to the Company's participation in Medicare, Medicaid and other federal and state government-funded programs, including sanctions and remedial actions that may be imposed by CMS on its Medicare Part D business.*
- *Risks and uncertainties related to the timing and scope of reimbursement from Medicare, Medicaid and other government-funded programs, including the possible impact of sequestration, the impact of other federal budget, debt and deficit negotiations and legislation that could delay or reduce reimbursement from such programs and the impact of any closure, suspension or other changes affecting federal or state government funding or operations.*

- *Possible changes in industry pricing benchmarks used to establish pricing in many of our PBM and LTC client contracts, pharmaceutical purchasing arrangements, retail network contracts, specialty payor agreements and other third party payor contracts.*
- *A highly competitive business environment, including the uncertain impact of increased consolidation in the PBM industry, uncertainty concerning the ability of our retail pharmacy business to secure and maintain contractual relationships with PBMs and other payors on acceptable terms, uncertainty concerning the ability of our PBM business to secure and maintain competitive access, pricing and other contract terms from retail network pharmacies in an environment where some PBM clients are willing to consider adopting narrow or more restricted retail pharmacy networks.*
- *The Company's ability to timely identify or effectively respond to changing consumer preferences and spending patterns, an inability to expand the products being purchased by our customers, or the failure or inability to obtain or offer particular categories of products.*
- *Risks relating to our ability to secure timely and sufficient access to the products we sell from our domestic and/or international suppliers.*
- *Reform of the U.S. health care system, including ongoing implementation of ACA, continuing legislative efforts, regulatory changes and judicial interpretations impacting our health care system and the possibility of shifting political and legislative priorities related to reform of the health care system in the future.*
- *Risks relating to any failure to properly maintain our information technology systems, our information security systems and our infrastructure to support our business and to protect the privacy and security of sensitive customer and business information.*
- *Risks related to compliance with a broad and complex regulatory framework, including compliance with new and existing federal, state and local laws and regulations relating to health care, accounting standards, corporate securities, tax, environmental and other laws and regulations affecting our business.*
- *Risks related to litigation, government investigations and other legal proceedings as they relate to our business, the pharmacy services, retail pharmacy, LTC pharmacy or retail clinic industries or to the health care industry generally.*
- *The risk that any condition related to the closing of any proposed acquisition may not be satisfied on a timely basis or at all, including the inability to obtain required regulatory approvals of any proposed acquisition, or on the terms desired or anticipated; the risk that such approvals may result in the imposition of conditions that could adversely affect the resulting combined company or the expected benefits of any proposed transaction; and the risk that the proposed transactions fail to close for any other reason.*
- *The possibility that the anticipated synergies and other benefits from any acquisition by us will not be realized, or will not be realized within the expected time periods.*
- *The risks and uncertainties related to our ability to integrate the operations, products, services and employees of any entities acquired by us and the effect of the potential disruption of management's attention from ongoing business operations due to any pending acquisitions.*
- *The accessibility or availability of adequate financing on a timely basis and on reasonable terms in connection with any proposed acquisition.*
- *Risks related to the outcome of any legal proceedings related to, or involving any entity that is a part of, any proposed acquisition contemplated by us.*
- *Other risks and uncertainties detailed from time to time in our filings with the SEC.*

The foregoing list is not exhaustive. There can be no assurance that the Company has correctly identified and appropriately assessed all factors affecting its business. Additional risks and uncertainties not presently known to the Company or that it currently believes to be immaterial also may adversely impact the Company. Should any risks and uncertainties develop into actual events, these developments could have a material adverse effect on the Company's business, financial condition and results of operations. For these reasons, you are cautioned not to place undue reliance on the Company's forward-looking statements.

Management's Report on Internal Control Over Financial Reporting

We are responsible for establishing and maintaining adequate internal control over financial reporting. Our Company's internal control over financial reporting includes those policies and procedures that pertain to the Company's ability to record, process, summarize and report a system of internal accounting controls and procedures to provide reasonable assurance, at an appropriate cost/benefit relationship, that the unauthorized acquisition, use or disposition of assets are prevented or timely detected and that transactions are authorized, recorded and reported properly to permit the preparation of financial statements in accordance with generally accepted accounting principles (GAAP) and receipts and expenditures are duly authorized. In order to ensure the Company's internal control over financial reporting is effective, management regularly assesses such controls and did so most recently for its financial reporting as of December 31, 2015.

We conducted an assessment of the effectiveness of our internal controls over financial reporting based on the criteria set forth in *Internal Control-Integrated Framework* issued by the Committee of Sponsoring Organizations of the Treadway Commission (2013 Framework). This evaluation included review of the documentation, evaluation of the design effectiveness and testing of the operating effectiveness of controls. Our system of internal control over financial reporting is enhanced by periodic reviews by our internal auditors, written policies and procedures and a written Code of Conduct adopted by our Company's Board of Directors, applicable to all employees of our Company. In addition, we have an internal Disclosure Committee, comprised of management from each functional area within the Company, which performs a separate review of our disclosure controls and procedures. There are inherent limitations in the effectiveness of any system of internal controls over financial reporting.

Management's assessment of the effectiveness of our internal control over financial reporting did not include two acquisitions, Omnicare, Inc. and the pharmacies and clinics of Target Corporation, consummated during fiscal year 2015. Omnicare, Inc. and the Target Corporation pharmacy and clinic businesses are included in the Company's 2015 consolidated financial statements and represent 18% of total assets as of December 31, 2015 and 2% of net revenues for the year then ended.

Based on our assessment, we conclude our Company's internal control over financial reporting is effective and provides reasonable assurance that assets are safeguarded and that the financial records are reliable for preparing financial statements as of December 31, 2015.

Ernst & Young LLP, independent registered public accounting firm, is appointed by the Board of Directors and ratified by our Company's shareholders. They were engaged to render an opinion regarding the fair presentation of our consolidated financial statements as well as conducting an audit of internal control over financial reporting. Their accompanying reports are based upon audits conducted in accordance with the standards of the Public Company Accounting Oversight Board (United States).

February 9, 2016

Report of Independent Registered Public Accounting Firm

The Board of Directors and Shareholders of CVS Health Corporation

We have audited CVS Health Corporation's internal control over financial reporting as of December 31, 2015, based on criteria established in Internal Control-Integrated Framework issued by the Committee of Sponsoring Organizations of the Treadway Commission (2013 framework) (the COSO criteria). CVS Health Corporation's management is responsible for maintaining effective internal control over financial reporting, and for its assessment of the effectiveness of internal control over financial reporting included in the accompanying Management's Report on Internal Control Over Financial Reporting. Our responsibility is to express an opinion on the company's internal control over financial reporting based on our audit.

We conducted our audit in accordance with the standards of the Public Company Accounting Oversight Board (United States). Those standards require that we plan and perform the audit to obtain reasonable assurance about whether effective internal control over financial reporting was maintained in all material respects. Our audit included obtaining an understanding of internal control over financial reporting, assessing the risk that a material weakness exists, testing and evaluating the design and operating effectiveness of internal control based on the assessed risk, and performing such other procedures as we considered necessary in the circumstances. We believe that our audit provides a reasonable basis for our opinion.

A company's internal control over financial reporting is a process designed to provide reasonable assurance regarding the reliability of financial reporting and the preparation of financial statements for external purposes in accordance with generally accepted accounting principles. A company's internal control over financial reporting includes those policies and procedures that (1) pertain to the maintenance of records that, in reasonable detail, accurately and fairly reflect the transactions and dispositions of the assets of the company; (2) provide reasonable assurance that transactions are recorded as necessary to permit preparation of financial statements in accordance with generally accepted accounting principles, and that receipts and expenditures of the company are being made only in accordance with authorizations of management and directors of the company; and (3) provide reasonable assurance regarding prevention or timely detection of unauthorized acquisition, use, or disposition of the company's assets that could have a material effect on the financial statements.

Because of its inherent limitations, internal control over financial reporting may not prevent or detect misstatements. Also, projections of any evaluation of effectiveness to future periods are subject to the risk that controls may become inadequate because of changes in conditions, or that the degree of compliance with the policies or procedures may deteriorate.

As indicated in the accompanying Management's Report on Internal Control Over Financial Reporting, management's assessment of and conclusion on the effectiveness of internal control over financial reporting did not include the internal controls of Omnicare, Inc. and the pharmacies and clinics of Target Corporation, which are included in the 2015 consolidated financial statements of CVS Health Corporation and constituted 18% of total assets as of December 31, 2015 and 2% of net revenues for the year then ended. Our audit of internal control over financial reporting of CVS Health Corporation also did not include an evaluation of the internal control over financial reporting of Omnicare, Inc. and the pharmacies and clinics of Target Corporation.

In our opinion, CVS Health Corporation maintained, in all material respects, effective internal control over financial reporting as of December 31, 2015, based on the COSO criteria.

We also have audited, in accordance with the standards of the Public Company Accounting Oversight Board (United States), the consolidated balance sheets of CVS Health Corporation as of December 31, 2015 and 2014, and the related consolidated statements of income, comprehensive income, shareholders' equity and cash flows for each of the three years in the period ended December 31, 2015 of CVS Health Corporation and our report dated February 9, 2016 expressed an unqualified opinion thereon.

/s/ Ernst & Young LLP

Boston, Massachusetts
February 9, 2016

Consolidated Statements of Income

<u>In millions, except per share amounts</u>	Year Ended December 31,		
	2015	2014	2013
Net revenues	\$ 153,290	\$ 139,367	\$ 126,761
Cost of revenues	126,762	114,000	102,978
Gross profit	26,528	25,367	23,783
Operating expenses	17,074	16,568	15,746
Operating profit	9,454	8,799	8,037
Interest expense, net	838	600	509
Loss on early extinguishment of debt	—	521	—
Income before income tax provision	8,616	7,678	7,528
Income tax provision	3,386	3,033	2,928
Income from continuing operations	5,230	4,645	4,600
Income (loss) from discontinued operations, net of tax	9	(1)	(8)
Net income	5,239	4,644	4,592
Net income attributable to noncontrolling interest	(2)	—	—
Net income attributable to CVS Health	\$ 5,237	\$ 4,644	\$ 4,592
Basic earnings per share:			
Income from continuing operations attributable to CVS Health	\$ 4.65	\$ 3.98	\$ 3.78
Income (loss) from discontinued operations attributable to CVS Health	\$ 0.01	\$ —	\$ (0.01)
Net income attributable to CVS Health	\$ 4.66	\$ 3.98	\$ 3.77
Weighted average shares outstanding	1,118	1,161	1,217
Diluted earnings per share:			
Income from continuing operations attributable to CVS Health	\$ 4.62	\$ 3.96	\$ 3.75
Income (loss) from discontinued operations attributable to CVS Health	\$ 0.01	\$ —	\$ (0.01)
Net income attributable to CVS Health	\$ 4.63	\$ 3.96	\$ 3.74
Weighted average shares outstanding	1,126	1,169	1,226
Dividends declared per share	\$ 1.40	\$ 1.10	\$ 0.90

See accompanying notes to consolidated financial statements.

Consolidated Statements of Comprehensive Income

<u>In millions</u>	<u>Year Ended December 31,</u>		
	<u>2015</u>	<u>2014</u>	<u>2013</u>
Net income	\$ 5,239	\$ 4,644	\$ 4,592
Other comprehensive income (loss):			
Foreign currency translation adjustments, net of tax	(100)	(35)	(30)
Net cash flow hedges, net of tax	2	4	3
Pension and other postretirement benefits, net of tax	(43)	(37)	59
Total other comprehensive income (loss)	(141)	(68)	32
Comprehensive income	5,098	4,576	4,624
Comprehensive income attributable to noncontrolling interest	(2)	—	—
Comprehensive income attributable to CVS Health	\$ 5,096	\$ 4,576	\$ 4,624

See accompanying notes to consolidated financial statements.

Consolidated Balance Sheets

<u>In millions, except per share amounts</u>	December 31,	
	2015	2014
Assets:		
Cash and cash equivalents	\$ 2,459	\$ 2,481
Short-term investments	88	34
Accounts receivable, net	11,888	9,687
Inventories	14,001	11,930
Deferred income taxes	1,220	985
Other current assets	722	866
Total current assets	30,378	25,983
Property and equipment, net	9,855	8,843
Goodwill	38,106	28,142
Intangible assets, net	13,878	9,774
Other assets	1,440	1,445
Total assets	\$ 93,657	\$ 74,187
Liabilities:		
Accounts payable	\$ 7,490	\$ 6,547
Claims and discounts payable	7,653	5,404
Accrued expenses	6,829	5,816
Short-term debt	—	685
Current portion of long-term debt	1,197	575
Total current liabilities	23,169	19,027
Long-term debt	26,267	11,630
Deferred income taxes	5,437	4,036
Other long-term liabilities	1,542	1,531
Commitments and contingencies (Note 12)	—	—
Redeemable noncontrolling interest	39	—
Shareholders' equity:		
CVS Health shareholders' equity:		
Preferred stock, par value \$0.01: 0.1 shares authorized; none issued or outstanding	—	—
Common stock, par value \$0.01: 3,200 shares authorized; 1,699 shares issued and 1,101 shares outstanding at December 31, 2015 and 1,691 shares issued and 1,140 shares outstanding at December 31, 2014	17	17
Treasury stock, at cost: 597 shares at December 31, 2015 and 550 shares at December 31, 2014	(28,886)	(24,078)
Shares held in trust: 1 share at December 31, 2015 and 2014	(31)	(31)
Capital surplus	30,948	30,418
Retained earnings	35,506	31,849
Accumulated other comprehensive income (loss)	(358)	(217)
Total CVS Health shareholders' equity	37,196	37,958
Noncontrolling interest	7	5
Total shareholders' equity	37,203	37,963
Total liabilities and shareholders' equity	\$ 93,657	\$ 74,187

See accompanying notes to consolidated financial statements.

Consolidated Statements of Cash Flows

In millions	Year Ended December 31,		
	2015	2014	2013
Cash flows from operating activities:			
Cash receipts from customers	\$ 148,954	\$ 132,406	\$ 114,993
Cash paid for inventory and prescriptions dispensed by retail network pharmacies	(122,498)	(105,362)	(91,178)
Cash paid to other suppliers and employees	(14,162)	(15,344)	(14,295)
Interest received	21	15	8
Interest paid	(629)	(647)	(534)
Income taxes paid	(3,274)	(2,931)	(3,211)
Net cash provided by operating activities	8,412	8,137	5,783
Cash flows from investing activities:			
Purchases of property and equipment	(2,367)	(2,136)	(1,984)
Proceeds from sale-leaseback transactions	411	515	600
Proceeds from sale of property and equipment and other assets	35	11	54
Acquisitions (net of cash acquired) and other investments	(11,475)	(2,439)	(415)
Purchase of available-for-sale investments	(267)	(157)	(226)
Maturity of available-for-sale investments	243	161	136
Net cash used in investing activities	(13,420)	(4,045)	(1,835)
Cash flows from financing activities:			
Increase (decrease) in short-term debt	(685)	685	(690)
Proceeds from issuance of long-term debt	14,805	1,483	3,964
Repayments of long-term debt	(2,902)	(3,100)	—
Payment of contingent consideration	(58)	—	—
Dividends paid	(1,576)	(1,288)	(1,097)
Proceeds from exercise of stock options	299	421	500
Excess tax benefits from stock-based compensation	127	106	62
Repurchase of common stock	(5,001)	(4,001)	(3,976)
Other	(3)	—	—
Net cash provided by (used in) financing activities	5,006	(5,694)	(1,237)
Effect of exchange rate changes on cash and cash equivalents	(20)	(6)	3
Net increase (decrease) in cash and cash equivalents	(22)	(1,608)	2,714
Cash and cash equivalents at the beginning of the year	2,481	4,089	1,375
Cash and cash equivalents at the end of the year	\$ 2,459	\$ 2,481	\$ 4,089
Reconciliation of net income to net cash provided by operating activities:			
Net income	\$ 5,239	\$ 4,644	\$ 4,592
Adjustments required to reconcile net income to net cash provided by operating activities:			
Depreciation and amortization	2,092	1,931	1,870
Stock-based compensation	230	165	141
Loss on early extinguishment of debt	—	521	—
Deferred income taxes and other noncash items	(266)	(58)	(86)
Change in operating assets and liabilities, net of effects from acquisitions:			
Accounts receivable, net	(1,594)	(737)	(2,210)
Inventories	(1,141)	(770)	12
Other current assets	355	(383)	105
Other assets	2	9	(135)
Accounts payable and claims and discounts payable	2,834	1,742	1,024
Accrued expenses	765	1,060	471
Other long-term liabilities	(104)	13	(1)
Net cash provided by operating activities	\$ 8,412	\$ 8,137	\$ 5,783

See accompanying notes to consolidated financial statements.

Consolidated Statements of Shareholders' Equity

In millions	Shares			Dollars		
	Year Ended December 31,			Year Ended December 31,		
	2015	2014	2013	2015	2014	2013
Common stock:						
Beginning of year	1,691	1,680	1,667	\$ 17	\$ 17	\$ 17
Stock options exercised and issuance of stock awards	8	11	13	—	—	—
End of year	<u>1,699</u>	<u>1,691</u>	<u>1,680</u>	<u>\$ 17</u>	<u>\$ 17</u>	<u>\$ 17</u>
Treasury stock:						
Beginning of year	(550)	(500)	(435)	\$ (24,078)	\$ (20,169)	\$ (16,270)
Purchase of treasury shares	(48)	(51)	(66)	(4,856)	(4,001)	(3,976)
Employee stock purchase plan issuances	1	1	1	48	92	77
End of year	<u>(597)</u>	<u>(550)</u>	<u>(500)</u>	<u>\$ (28,886)</u>	<u>\$ (24,078)</u>	<u>\$ (20,169)</u>
Shares held in trust:						
Balance at beginning and end of year	<u>(1)</u>	<u>(1)</u>	<u>(1)</u>	<u>\$ (31)</u>	<u>\$ (31)</u>	<u>\$ (31)</u>
Capital surplus:						
Beginning of year				\$ 30,418	\$ 29,777	\$ 29,120
Stock option activity and stock awards				533	535	588
Excess tax benefit on stock options and stock awards				142	106	69
Portion of accelerated share repurchase not settled				(145)	—	—
End of year				<u>\$ 30,948</u>	<u>\$ 30,418</u>	<u>\$ 29,777</u>
Retained earnings:						
Beginning of year				\$ 31,849	\$ 28,493	\$ 24,998
Changes in inventory accounting principles (Note 2)				(4)	—	—
Net income attributable to CVS Health				5,237	4,644	4,592
Common stock dividends				(1,576)	(1,288)	(1,097)
End of year				<u>\$ 35,506</u>	<u>\$ 31,849</u>	<u>\$ 28,493</u>
Accumulated other comprehensive loss:						
Beginning of year				\$ (217)	\$ (149)	\$ (181)
Foreign currency translation adjustments, net of tax				(100)	(35)	(30)
Net cash flow hedges, net of tax				2	4	3
Pension and other postretirement benefits, net of tax				(43)	(37)	59
End of year				<u>\$ (358)</u>	<u>\$ (217)</u>	<u>\$ (149)</u>
Total CVS Health shareholders' equity				<u>\$ 37,196</u>	<u>\$ 37,958</u>	<u>\$ 37,938</u>
Noncontrolling interest:						
Beginning of year				\$ 5	\$ —	\$ —
Business combinations				1	5	—
Capital contributions				2	—	—
Net income attributable to noncontrolling interest ⁽¹⁾				1	—	—
Distributions				(2)	—	—
End of year				<u>\$ 7</u>	<u>\$ 5</u>	<u>\$ —</u>
Total shareholders' equity				<u>\$ 37,203</u>	<u>\$ 37,963</u>	<u>\$ 37,938</u>

(1) Excludes \$1 million attributable to redeemable noncontrolling interest (See Note 1 - "Significant Accounting Policies").

See accompanying notes to consolidated financial statements.

Notes to Consolidated Financial Statements

1 Significant Accounting Policies

Description of business - CVS Health Corporation and its subsidiaries (the "Company") is the largest integrated pharmacy health care provider in the United States based upon revenues and prescriptions filled. The Company currently has three reportable business segments, Pharmacy Services, Retail/LTC and Corporate, which are described below.

Changes in Segment Definition - As a result of the acquisition of Omnicare, Inc. ("Omnicare") on August 18, 2015, the Company's segments have been expanded. The Company's Pharmacy Services Segment now also includes the specialty pharmacy operations of Omnicare. The Company's former Retail Pharmacy Segment now also includes the long-term care ("LTC") operations, as well as the commercialization services of Omnicare, and has been renamed the "Retail/LTC Segment." The LTC operations include the distribution of pharmaceuticals, related pharmacy consulting and other ancillary services to chronic care facilities and other care settings. The Company's Corporate Segment now also includes certain aspects of Omnicare's corporate expenses.

On December 16, 2015, the Company completed its acquisition of the pharmacy and clinic businesses of Target Corporation ("Target"). See Note 3, "Acquisitions." The results of the Target pharmacies and clinics are included in the Retail/LTC Segment.

Pharmacy Services Segment (the "PSS") - The PSS provides a full range of pharmacy benefit management services including mail order pharmacy services, specialty pharmacy and infusion services, plan design and administration, formulary management and claims processing. The Company's clients are primarily employers, insurance companies, unions, government employee groups, health plans, Managed Medicaid plans and other sponsors of health benefit plans and individuals throughout the United States.

As a pharmacy benefits manager, the PSS manages the dispensing of pharmaceuticals through the Company's mail order pharmacies and national network of more than 68,000 retail pharmacies, consisting of approximately 41,000 chain pharmacies and 27,000 independent pharmacies, to eligible members in the benefits plans maintained by the Company's clients and utilizes its information systems to perform, among other things, safety checks, drug interaction screenings and brand to generic substitutions.

The PSS' specialty pharmacies support individuals that require complex and expensive drug therapies. The specialty pharmacy business includes mail order and retail specialty pharmacies that operate under the CVS Caremark[®], CarePlus CVS Pharmacy[™], Navarro[®] Health Services and Advanced Care Scripts names. In January 2014, the Company enhanced its offerings of specialty infusion services and began offering enteral nutrition services through Coram LLC and its subsidiaries. In August 2015, the Company further expanded its specialty offerings with the acquisition of Advanced Care Scripts which was part of the Omnicare acquisition. See Note 3, "Acquisitions".

The PSS also provides health management programs, which include integrated disease management for 17 conditions, through the Company's Accordant[®] rare disease management offering.

In addition, through the Company's SilverScript Insurance Company ("SilverScript") subsidiary, the PSS is a national provider of drug benefits to eligible beneficiaries under the federal government's Medicare Part D program.

The PSS generates net revenues primarily by contracting with clients to provide prescription drugs to plan members. Prescription drugs are dispensed by the mail order pharmacies, specialty pharmacies and national network of retail pharmacies. Net revenues are also generated by providing additional services to clients, including administrative services such as claims processing and formulary management, as well as health care related services such as disease management.

The pharmacy services business operates under the CVS Caremark[®] Pharmacy Services, Caremark[®], CVS Caremark[™], CarePlus CVS Pharmacy[™], Accordant[®], SilverScript[®], Coram[®], CVS Specialty[™], NovoLogix[®], Navarro[®] Health Services and Advanced Care Scripts names. As of December 31, 2015, the PSS operated 24 retail specialty pharmacy stores, 11 specialty mail order pharmacies and five mail order dispensing pharmacies, and 83 branches for infusion and enteral services, including 73 ambulatory infusion suites and six centers of excellence, located in 40 states, Puerto Rico and the District of Columbia.

Retail/LTC Segment (the "RLS") - The RLS sells prescription drugs and a wide assortment of general merchandise, including over-the-counter drugs, beauty products and cosmetics, photo finishing, seasonal merchandise, greeting cards and convenience

Notes to Consolidated Financial Statements (continued)

foods, through the Company's CVS Pharmacy[®], CVS[®], Longs Drugs[®], Navarro Discount Pharmacy[®] and Drogaria Onofre[™] retail stores and online through CVS.com[®], Navarro.com[™] and Onofre.com.br[™].

The RLS also provides health care services through its MinuteClinic[®] health care clinics. MinuteClinics are staffed by nurse practitioners and physician assistants who utilize nationally recognized protocols to diagnose and treat minor health conditions, perform health screenings, monitor chronic conditions and deliver vaccinations.

With the acquisition of Omnicare, the RLS now includes LTC operations, which is comprised of providing the distribution of pharmaceuticals, related pharmacy consulting and other ancillary services to chronic care facilities and other care settings, as well as commercialization services which are provided under the name RxCrossroads[®]. With the acquisition of the pharmacies and clinics of Target, the Company added 1,672 pharmacies and approximately 79 clinics.

As of December 31, 2015, the retail pharmacy business included 9,655 retail stores (of which 7,897 were our stores that operated a pharmacy and 1,672 were our pharmacies located within a Target store) located in 49 states, the District of Columbia, Puerto Rico and Brazil operating primarily under the CVS Pharmacy, CVS, Longs Drugs, Navarro Discount Pharmacy and Drogaria Onofre names, the online retail websites, CVS.com, Navarro.com and Onofre.com.br, and 1,135 retail health care clinics operating under the MinuteClinic name (of which 1,049 were located in CVS Pharmacy stores). LTC operations is comprised of 143 spoke pharmacies that primarily handle new prescription orders and 32 hub pharmacies that use proprietary automation to support spoke pharmacies with refill prescriptions. LTC operates primarily under the Omnicare[®] and NeighborCare[®] names.

Corporate Segment - The Corporate Segment provides management and administrative services to support the Company. The Corporate Segment consists of certain aspects of the Company's executive management, corporate relations, legal, compliance, human resources, corporate information technology and finance departments.

Principles of consolidation - The consolidated financial statements include the accounts of the Company and its majority-owned subsidiaries and variable interest entities ("VIEs") for which the Company is the primary beneficiary. All intercompany balances and transactions have been eliminated.

The Company continually evaluates its investments to determine if they represent variable interests in a VIE. If the Company determines that it has a variable interest in a VIE, the Company then evaluates if it is the primary beneficiary of the VIE. The evaluation is a qualitative assessment as to whether the Company has the ability to direct the activities of a VIE that most significantly impact the entity's economic performance. The Company consolidates a VIE if it is considered to be the primary beneficiary.

Assets and liabilities of VIEs for which the Company is the primary beneficiary were not significant to the Company's consolidated financial statements. VIE creditors do not have recourse against the general credit of the Company.

Use of estimates - The preparation of financial statements in conformity with accounting principles generally accepted in the United States of America requires management to make estimates and assumptions that affect the reported amounts in the consolidated financial statements and accompanying notes. Actual results could differ from those estimates.

Fair value hierarchy - The Company utilizes the three-level valuation hierarchy for the recognition and disclosure of fair value measurements. The categorization of assets and liabilities within this hierarchy is based upon the lowest level of input that is significant to the measurement of fair value. The three levels of the hierarchy consist of the following:

- Level 1 - Inputs to the valuation methodology are unadjusted quoted prices in active markets for identical assets or liabilities that the Company has the ability to access at the measurement date.
- Level 2 - Inputs to the valuation methodology are quoted prices for similar assets and liabilities in active markets, quoted prices in markets that are not active or inputs that are observable for the asset or liability, either directly or indirectly, for substantially the full term of the instrument.
- Level 3 - Inputs to the valuation methodology are unobservable inputs based upon management's best estimate of inputs market participants could use in pricing the asset or liability at the measurement date, including assumptions about risk.

Cash and cash equivalents - Cash and cash equivalents consist of cash and temporary investments with maturities of three months or less when purchased. The Company invests in short-term money market funds, commercial paper and time deposits, as well as other debt securities that are classified as cash equivalents within the accompanying consolidated balance sheets, as

Notes to Consolidated Financial Statements (continued)

these funds are highly liquid and readily convertible to known amounts of cash. These investments are classified within Level 1 of the fair value hierarchy because they are valued using quoted market prices.

Short-term investments - The Company's short-term investments consist of certificates of deposit with initial maturities of greater than three months when purchased that mature in less than one year from the balance sheet date. These investments, which were classified as available-for-sale within Level 1 of the fair value hierarchy, were carried at fair value, which approximated their historical cost at December 31, 2015 and 2014.

Fair value of financial instruments - As of December 31, 2015, the Company's financial instruments include cash and cash equivalents, short-term and long-term investments, accounts receivable, accounts payable, contingent consideration liability and short-term debt. Due to the nature of these instruments, the Company's carrying value approximates fair value. The carrying amount and estimated fair value of total long-term debt was \$27.5 billion and \$28.4 billion, respectively, as of December 31, 2015. The fair value of the Company's long-term debt was estimated based on quoted rates currently offered in active markets for the Company's debt, which is considered Level 1 of the fair value hierarchy. The Company had outstanding letters of credit, which guaranteed foreign trade purchases, with a fair value of \$4 million as of December 31, 2015. There were no outstanding derivative financial instruments as of December 31, 2015 and 2014.

Foreign currency translation and transactions - For local currency functional currency, assets and liabilities are translated at end-of-period rates while revenues and expenses are translated at average rates in effect during the period. Equity is translated at historical rates and the resulting cumulative translation adjustments are included as a component of accumulated other comprehensive income (loss).

For U.S. dollar functional currency locations, foreign currency assets and liabilities are remeasured into U.S. dollars at end-of-period exchange rates, except for non-monetary balance sheet accounts, which are remeasured at historical exchange rates. Revenue and expense are remeasured at average exchange rates in effect during each period, except for those expenses related to the nonmonetary balance sheet amounts, which are remeasured at historical exchange rates. Gains or losses from foreign currency remeasurement are included in income.

Gains and losses arising from foreign currency transactions and the effects of remeasurements were not material for all periods presented.

Accounts receivable - Accounts receivable are stated net of an allowance for doubtful accounts. The accounts receivable balance primarily includes amounts due from third party providers (e.g., pharmacy benefit managers, insurance companies, governmental agencies and long-term care facilities), clients, members and private pay customers, as well as vendors and manufacturers. Charges to bad debt are based on both historical write-offs and specifically identified receivables.

The activity in the allowance for doubtful accounts receivable for the years ended December 31 is as follows:

<i><u>In millions</u></i>	<u>2015</u>	<u>2014</u>	<u>2013</u>
Beginning balance	\$ 256	\$ 256	\$ 243
Additions charged to bad debt expense	216	185	195
Write-offs charged to allowance	(311)	(185)	(182)
Ending balance	<u>\$ 161</u>	<u>\$ 256</u>	<u>\$ 256</u>

Inventories - All inventories are stated at the lower of cost or market. Prescription drug inventories in the RLS and PSS, as well as front store inventories in the RLS stores are accounted for using the weighted average cost method. See Note 2, "Changes in Accounting Principle." Physical inventory counts are taken on a regular basis in each retail store and long-term care pharmacy and a continuous cycle count process is the primary procedure used to validate the inventory balances on hand in each distribution center and mail facility to ensure that the amounts reflected in the accompanying consolidated financial statements are properly stated. During the interim period between physical inventory counts, the Company accrues for anticipated physical inventory losses on a location-by-location basis based on historical results and current trends.

Property and equipment - Property, equipment and improvements to leased premises are depreciated using the straight-line method over the estimated useful lives of the assets, or when applicable, the term of the lease, whichever is shorter. Estimated useful lives generally range from 10 to 40 years for buildings, building improvements and leasehold improvements and 3 to 10 years for fixtures, equipment and internally developed software. Repair and maintenance costs are charged directly to expense.

Notes to Consolidated Financial Statements (continued)

as incurred. Major renewals or replacements that substantially extend the useful life of an asset are capitalized and depreciated. Application development stage costs for significant internally developed software projects are capitalized and depreciated.

The following are the components of property and equipment at December 31:

<u><i>In millions</i></u>	<u>2015</u>	<u>2014</u>
Land	\$ 1,635	\$ 1,506
Building and improvements	3,168	2,828
Fixtures and equipment	10,001	8,958
Leasehold improvements	4,015	3,626
Software	2,217	1,868
	<u>21,036</u>	<u>18,786</u>
Accumulated depreciation and amortization	(11,181)	(9,943)
Property and equipment, net	<u>\$ 9,855</u>	<u>\$ 8,843</u>

The gross amount of property and equipment under capital leases was \$528 million and \$268 million as of December 31, 2015 and 2014, respectively. Accumulated amortization of property and equipment under capital lease was \$97 million and \$86 million as of December 31, 2015 and 2014, respectively. Amortization of property and equipment under capital lease is included within depreciation expense. Depreciation expense totaled \$1.5 billion in 2015 and \$1.4 billion in both 2014 and 2013.

Goodwill and other indefinitely-lived assets - Goodwill and other indefinitely-lived assets are not amortized, but are subject to impairment reviews annually, or more frequently if necessary. See Note 4 for additional information on goodwill and other indefinitely-lived assets.

Intangible assets - Purchased customer contracts and relationships are amortized on a straight-line basis over their estimated useful lives between 9 and 20 years. Purchased customer lists are amortized on a straight-line basis over their estimated useful lives of up to 10 years. Purchased leases are amortized on a straight-line basis over the remaining life of the lease. See Note 4 for additional information about intangible assets.

Impairment of long-lived assets - The Company groups and evaluates fixed and finite-lived intangible assets for impairment at the lowest level at which individual cash flows can be identified, whenever events or changes in circumstances indicate that the carrying value of an asset may not be recoverable. If indicators of impairment are present, the Company first compares the carrying amount of the asset group to the estimated future cash flows associated with the asset group (undiscounted and without interest charges). If the estimated future cash flows used in this analysis are less than the carrying amount of the asset group, an impairment loss calculation is prepared. The impairment loss calculation compares the carrying amount of the asset group to the asset group's estimated future cash flows (discounted and with interest charges). If required, an impairment loss is recorded for the portion of the asset group's carrying value that exceeds the asset group's estimated future cash flows (discounted and with interest charges).

Redeemable noncontrolling interest - As a result of the acquisition of Omnicare in August 2015, the Company obtained a 73% ownership interest in limited liability company ("LLC"). Due to the change in control in Omnicare, the noncontrolling member of the LLC had the contractual right to put its membership interest to the Company at fair value. Consequently, the noncontrolling interest in the LLC is recorded as a redeemable noncontrolling interest at fair value. In January 2016, as provided for in the LLC operating agreement, the noncontrolling shareholder of the LLC exercised its option to sell its ownership interest in the LLC to the Company. On February 8, 2016, in accordance with the terms of the LLC operating agreement, the Company purchased the noncontrolling interest in the LLC at an amount determined pursuant to the operating agreement that approximated its carrying value at December 31, 2015.

Below is a summary of the changes in redeemable noncontrolling interest for the year ended December 31, 2015:

<u><i>In millions</i></u>	
Acquisition of noncontrolling interest	\$ 39
Net income attributable to noncontrolling interest	1
Distributions	(1)
Balance, December 31, 2015	<u>\$ 39</u>

Notes to Consolidated Financial Statements (continued)

Revenue Recognition

Pharmacy Services Segment - The PSS sells prescription drugs directly through its mail service dispensing pharmacies and indirectly through its retail pharmacy network. The PSS recognizes revenue from prescription drugs sold by its mail service dispensing pharmacies and under retail pharmacy network contracts where it is the principal using the gross method at the contract prices negotiated with its clients. Net revenues include: (i) the portion of the price the client pays directly to the PSS, net of any volume-related or other discounts paid back to the client (see "Drug Discounts" below), (ii) the price paid to the PSS by client plan members for mail order prescriptions ("Mail Co-Payments") and the price paid to retail network pharmacies by client plan members for retail prescriptions ("Retail Co-Payments"), and (iii) administrative fees for retail pharmacy network contracts where the PSS is not the principal as discussed below. Sales taxes are not included in revenue.

Revenue is recognized when: (i) persuasive evidence of an arrangement exists, (ii) delivery has occurred or services have been rendered, (iii) the seller's price to the buyer is fixed or determinable, and (iv) collectability is reasonably assured. The following revenue recognition policies have been established for the PSS:

- Revenues generated from prescription drugs sold by mail service dispensing pharmacies are recognized when the prescription is delivered. At the time of delivery, the PSS has performed substantially all of its obligations under its client contracts and does not experience a significant level of returns or reshipments.
- Revenues generated from prescription drugs sold by third party pharmacies in the PSS' retail pharmacy network and associated administrative fees are recognized at the PSS' point-of-sale, which is when the claim is adjudicated by the PSS online claims processing system.

The PSS determines whether it is the principal or agent for its retail pharmacy network transactions on a contract by contract basis. In the majority of its contracts, the PSS has determined it is the principal due to it: (i) being the primary obligor in the arrangement, (ii) having latitude in establishing the price, changing the product or performing part of the service, (iii) having discretion in supplier selection, (iv) having involvement in the determination of product or service specifications, and (v) having credit risk. The PSS' obligations under its client contracts for which revenues are reported using the gross method are separate and distinct from its obligations to the third party pharmacies included in its retail pharmacy network contracts. Pursuant to these contracts, the PSS is contractually required to pay the third party pharmacies in its retail pharmacy network for products sold, regardless of whether the PSS is paid by its clients. The PSS' responsibilities under its client contracts typically include validating eligibility and coverage levels, communicating the prescription price and the co-payments due to the third party retail pharmacy, identifying possible adverse drug interactions for the pharmacist to address with the prescriber prior to dispensing, suggesting generic alternatives where clinically appropriate and approving the prescription for dispensing. Although the PSS does not have credit risk with respect to Retail Co-Payments or inventory risk related to retail network claims, management believes that all of the other applicable indicators of gross revenue reporting are present. For contracts under which the PSS acts as an agent, revenue is recognized using the net method.

Drug Discounts - The PSS deducts from its revenues any rebates, inclusive of discounts and fees, earned by its clients. Rebates are paid to clients in accordance with the terms of client contracts, which are normally based on fixed rebates per prescription for specific products dispensed or a percentage of manufacturer discounts received for specific products dispensed. The liability for rebates due to clients is included in "Claims and discounts payable" in the accompanying consolidated balance sheets.

Medicare Part D - The PSS, through its SilverScript subsidiary, participates in the federal government's Medicare Part D program as a Prescription Drug Plan ("PDP"). Net revenues include insurance premiums earned by the PDP, which are determined based on the PDP's annual bid and related contractual arrangements with the Centers for Medicare and Medicaid Services ("CMS"). The insurance premiums include a direct premium paid by CMS and a beneficiary premium, which is the responsibility of the PDP member, but which is subsidized by CMS in the case of low-income members. Premiums collected in advance are initially deferred in accrued expenses and are then recognized in net revenues over the period in which members are entitled to receive benefits.

In addition to these premiums, net revenues include co-payments, coverage gap benefits, deductibles and co-insurance (collectively, the "Member Co-Payments") related to PDP members' actual prescription claims. In certain cases, CMS subsidizes a portion of these Member Co-Payments and pays the PSS an estimated prospective Member Co-Payment subsidy amount each month. The prospective Member Co-Payment subsidy amounts received from CMS are also included in net revenues. SilverScript assumes no risk for these amounts. If the prospective Member Co-Payment subsidies received differ from the amounts based on actual prescription claims, the difference is recorded in either accounts receivable or accrued expenses.

Notes to Consolidated Financial Statements (continued)

The PSS accounts for CMS obligations and Member Co-Payments (including the amounts subsidized by CMS) using the gross method consistent with its revenue recognition policies for Mail Co-Payments and Retail Co-Payments (discussed previously in this document).

Retail/LTC Segment

Retail Pharmacy - The retail drugstores recognize revenue at the time the customer takes possession of the merchandise. Customer returns are not material. Revenue generated from the performance of services in the RLS' health care clinics is recognized at the time the services are performed. Sales taxes are not included in revenue.

Long-term Care - Revenue is recognized when products are delivered or services are rendered or provided to the customer, prices are fixed and determinable, and collection is reasonably assured. A significant portion of our revenues from sales of pharmaceutical and medical products are reimbursed by the federal Medicare Part D program and, to a lesser extent, state Medicaid programs. Payments for services rendered to patients covered by these programs are generally less than billed charges. The Company monitors its revenues and receivables from these reimbursement sources, as well as other third party insurance payors, and record an estimated contractual allowance for sales and receivable balances at the revenue recognition date, to properly account for anticipated differences between billed and reimbursed amounts. Accordingly, the total net sales and receivables reported in the Company's consolidated financial statements are recorded at the amount expected to be ultimately received from these payors. Since billing functions for a portion of the Company's revenue systems are largely computerized, enabling on-line adjudication at the time of sale to record net revenues, the Company's exposure in connection with estimating contractual allowance adjustments is limited primarily to unbilled and initially rejected Medicare, Medicaid and third party claims (typically approved for reimbursement once additional information is provided to the payor). For the remaining portion of the Company's revenue systems, the contractual allowance is estimated for all billed, unbilled and initially rejected Medicare, Medicaid and third party claims. The Company evaluates several criteria in developing the estimated contractual allowances on a monthly basis, including historical trends based on actual claims paid, current contract and reimbursement terms, and changes in customer base and payor/product mix. Contractual allowance estimates are adjusted to actual amounts as cash is received and claims are settled, and the aggregate impact of these resulting adjustments was not significant to our results of operations for any of the periods presented.

Patient co-payments associated with Medicare Part D, certain state Medicaid programs, Medicare Part B and certain third party payors are typically not collected at the time products are delivered or services are rendered, but are billed to the individuals as part of our normal billing procedures and subject to our normal accounts receivable collections procedures.

Health Care Clinics - For services provided by our health care clinics, revenue recognition occurs for completed services provided to patients, with adjustments taken for third party payor contractual obligations and patient direct bill historical collection rates.

Loyalty Program - The Company's customer loyalty program, ExtraCare[®], is comprised of two components, ExtraSavings[™] and ExtraBucks[®] Rewards. ExtraSavings coupons redeemed by customers are recorded as a reduction of revenues when redeemed. ExtraBucks Rewards are accrued as a charge to cost of revenues when earned, net of estimated breakage. The Company determines breakage based on historical redemption patterns.

See Note 13 for additional information about the revenues of the Company's business segments.

Cost of revenues

Pharmacy Services Segment - The PSS' cost of revenues includes: (i) the cost of prescription drugs sold during the reporting period directly through its mail service dispensing pharmacies and indirectly through its retail pharmacy network, (ii) shipping and handling costs, and (iii) the operating costs of its mail service dispensing pharmacies and client service operations and related information technology support costs including depreciation and amortization. The cost of prescription drugs sold component of cost of revenues includes: (i) the cost of the prescription drugs purchased from manufacturers or distributors and shipped to members in clients' benefit plans from the PSS' mail service dispensing pharmacies, net of any volume-related or other discounts (see "Vendor allowances and purchase discounts" below) and (ii) the cost of prescription drugs sold (including Retail Co-Payments) through the PSS' retail pharmacy network under contracts where it is the principal, net of any volume-related or other discounts.

Retail/LTC Segment - The RLS' cost of revenues includes: the cost of merchandise sold during the reporting period and the related purchasing costs, warehousing and delivery costs (including depreciation and amortization) and actual and estimated inventory losses.

Notes to Consolidated Financial Statements (continued)

See Note 13 for additional information about the cost of revenues of the Company's business segments.

Vendor allowances and purchase discounts

The Company accounts for vendor allowances and purchase discounts as follows:

Pharmacy Services Segment - The PSS receives purchase discounts on products purchased. The PSS' contractual arrangements with vendors, including manufacturers, wholesalers and retail pharmacies, normally provide for the PSS to receive purchase discounts from established list prices in one, or a combination, of the following forms: (i) a direct discount at the time of purchase, (ii) a discount for the prompt payment of invoices, or (iii) when products are purchased indirectly from a manufacturer (e.g., through a wholesaler or retail pharmacy), a discount (or rebate) paid subsequent to dispensing. These rebates are recognized when prescriptions are dispensed and are generally calculated and billed to manufacturers within 30 days of the end of each completed quarter. Historically, the effect of adjustments resulting from the reconciliation of rebates recognized to the amounts billed and collected has not been material to the PSS' results of operations. The PSS accounts for the effect of any such differences as a change in accounting estimate in the period the reconciliation is completed. The PSS also receives additional discounts under its wholesaler contracts if it exceeds contractually defined annual purchase volumes. In addition, the PSS receives fees from pharmaceutical manufacturers for administrative services. Purchase discounts and administrative service fees are recorded as a reduction of "Cost of revenues".

Retail/LTC Segment - Vendor allowances received by the RLS reduce the carrying cost of inventory and are recognized in cost of revenues when the related inventory is sold, unless they are specifically identified as a reimbursement of incremental costs for promotional programs and/or other services provided. Amounts that are directly linked to advertising commitments are recognized as a reduction of advertising expense (included in operating expenses) when the related advertising commitment is satisfied. Any such allowances received in excess of the actual cost incurred also reduce the carrying cost of inventory. The total value of any upfront payments received from vendors that are linked to purchase commitments is initially deferred. The deferred amounts are then amortized to reduce cost of revenues over the life of the contract based upon purchase volume. The total value of any upfront payments received from vendors that are not linked to purchase commitments is also initially deferred. The deferred amounts are then amortized to reduce cost of revenues on a straight-line basis over the life of the related contract. The total amortization of these upfront payments was not material to the accompanying consolidated financial statements.

Insurance - The Company is self-insured for certain losses related to general liability, workers' compensation and auto liability. The Company obtains third party insurance coverage to limit exposure from these claims. The Company is also self-insured for certain losses related to health and medical liabilities. The Company's self-insurance accruals, which include reported claims and claims incurred but not reported, are calculated using standard insurance industry actuarial assumptions and the Company's historical claims experience.

Facility opening and closing costs - New facility opening costs, other than capital expenditures, are charged directly to expense when incurred. When the Company closes a facility, the present value of estimated unrecoverable costs, including the remaining lease obligation less estimated sublease income and the book value of abandoned property and equipment, are charged to expense. The long-term portion of the lease obligations associated with facility closings was \$217 million and \$207 million in 2015 and 2014, respectively.

Advertising costs - Advertising costs are expensed when the related advertising takes place. Advertising costs, net of vendor funding (included in operating expenses), were \$221 million, \$212 million and \$177 million in 2015, 2014 and 2013, respectively.

Interest expense, net - Interest expense, net of capitalized interest, was \$859 million, \$615 million and \$517 million, and interest income was \$21 million, \$15 million and \$8 million in 2015, 2014 and 2013, respectively. Capitalized interest totaled \$12 million, \$19 million and \$25 million in 2015, 2014 and 2013, respectively.

Shares held in trust - The Company maintains grantor trusts, which held approximately 1 million shares of its common stock at December 31, 2015 and 2014, respectively. These shares are designated for use under various employee compensation plans. Since the Company holds these shares, they are excluded from the computation of basic and diluted shares outstanding.

Accumulated other comprehensive income - Accumulated other comprehensive income (loss) consists of changes in the net actuarial gains and losses associated with pension and other postretirement benefit plans, losses on derivatives from cash flow hedges executed in previous years associated with the issuance of long-term debt, and foreign currency translation adjustments.

Notes to Consolidated Financial Statements (continued)

The amount included in accumulated other comprehensive loss related to the Company's pension and postretirement plans was \$305 million pre-tax (\$186 million after-tax) as of December 31, 2015 and \$234 million pre-tax (\$143 million after-tax) as of December 31, 2014. The net impact on cash flow hedges totaled \$14 million pre-tax (\$7 million after-tax) and \$16 million pre-tax (\$9 million after-tax) as of December 31, 2015 and 2014, respectively. Cumulative foreign currency translation adjustments at December 31, 2015 and 2014 were \$165 million and \$65 million, respectively.

Changes in accumulated other comprehensive income (loss) by component are shown below:

<i>In millions</i>	Year Ended December 31, 2015 ⁽¹⁾			
	Foreign Currency	Losses on Cash Flow Hedges	Pension and Other Postretirement Benefits	Total
Balance, December 31, 2014	\$ (65)	\$ (9)	\$ (143)	\$ (217)
Other comprehensive income (loss) before reclassifications	(100)	—	(56)	(156)
Amounts reclassified from accumulated other comprehensive income ⁽²⁾	—	2	13	15
Net other comprehensive income (loss)	(100)	2	(43)	(141)
Balance, December 31, 2015	\$ (165)	\$ (7)	\$ (186)	\$ (358)

	Year Ended December 31, 2014 ⁽¹⁾			
	Foreign Currency	Losses on Cash Flow Hedges	Pension and Other Postretirement Benefits	Total
Balance, December 31, 2013	\$ (30)	\$ (13)	\$ (106)	\$ (149)
Other comprehensive income (loss) before reclassifications	(35)	—	—	(35)
Amounts reclassified from accumulated other comprehensive income ⁽²⁾	—	4	(37)	(33)
Net other comprehensive income (loss)	(35)	4	(37)	(68)
Balance, December 31, 2014	\$ (65)	\$ (9)	\$ (143)	\$ (217)

(1) All amounts are net of tax.

(2) The amounts reclassified from accumulated other comprehensive income for cash flow hedges are recorded within interest expense, net on the consolidated statement of income. The amounts reclassified from accumulated other comprehensive income for pension and other postretirement benefits are included in operating expenses on the consolidated statement of income.

Stock-based compensation - Stock-based compensation is measured at the grant date based on the fair value of the award and is recognized as expense over the applicable requisite service period of the stock award (generally 3 to 5 years) using the straight-line method.

Variable Interest Entity - In July 2014, the Company and Cardinal Health, Inc. ("Cardinal") established Red Oak Sourcing, LLC ("Red Oak"), a generic pharmaceutical sourcing entity in which the Company and Cardinal each own 50%. The Red Oak arrangement has an initial term of ten years. Under this arrangement, the Company and Cardinal contributed their sourcing and supply chain expertise to Red Oak and agreed to source and negotiate generic pharmaceutical supply contracts for both companies through Red Oak; however, Red Oak does not own or hold inventory on behalf of either company. No physical assets (e.g., property and equipment) were contributed to Red Oak by either company and minimal funding was provided to capitalize Red Oak.

The Company has determined that it is the primary beneficiary of this variable interest entity because it has the ability to direct the activities of Red Oak. Consequently, the Company consolidates Red Oak in its consolidated financial statements within the Retail/LTC Segment.

Cardinal is required to pay the Company 39 quarterly payments beginning in October 2014. As milestones are met, the quarterly payments increase. The Company received approximately \$122 million and \$26 million from Cardinal during the years ended December 31, 2015 and 2014, respectively. The payments reduce the Company's carrying value of inventory and are recognized in cost of revenues when the related inventory is sold. Revenues associated with Red Oak expenses reimbursed

Notes to Consolidated Financial Statements (continued)

by Cardinal for the years ended December 31, 2015 and 2014, as well as amounts due to or due from Cardinal at December 31, 2015 and 2014 were immaterial.

Related party transactions - The Company has an equity method investment in SureScripts, LLC (“SureScripts”), which operates a clinical health information network. The Pharmacy Services and Retail/LTC segments utilize this clinical health information network in providing services to its client plan members and retail customers. The Company expensed fees of approximately \$50 million in the years ended December 2015 and 2014, and \$48 million in the year ended December 31, 2013, for the use of this network. The Company’s investment in and equity in earnings of SureScripts for all periods presented is immaterial.

In connection with the acquisition of Omnicare in August 2015, the Company obtained an equity method investment in Heartland Healthcare Services (“Heartland”). Heartland operates several long-term care pharmacies in four states. Heartland paid the Company approximately \$25 million for pharmaceutical inventory purchases during the period from August 18, 2015 to December 31, 2015. Additionally, the Company performs certain collection functions for Heartland and then passes those customer cash collections to Heartland. The Company’s investment in and equity in earnings of Heartland as of and for the year ended December 31, 2015 is immaterial.

In September 2014, the Company made a charitable contribution of \$25 million to the CVS Foundation (formerly CVS Caremark Charitable Trust, Inc.) (the “Foundation”) to fund future giving. The Foundation is a non-profit entity that focuses on health, education and community involvement programs. The charitable contribution was recorded as an operating expense in the consolidated statement of income for the year ended December 31, 2014.

Income taxes - The Company accounts for income taxes under the asset and liability method, which requires the recognition of deferred tax assets and liabilities for the expected future tax consequences of events that have been included in the consolidated financial statements. Under this method, deferred tax assets and liabilities are determined on the basis of the differences between the consolidated financial statements and tax basis of assets and liabilities using enacted tax rates in effect for the year in which the differences are expected to reverse. The effect of a change in the tax rates on deferred tax asset and liabilities is recognized in income in the period that includes the enactment date.

The Company recognizes net deferred tax assets to the extent that it believes these assets are more likely than not to be realized in making such a determination. The Company considers all available positive and negative evidence, including future reversals of existing taxable temporary differences, projected future taxable income, tax planning strategies, and results of recent operations. To the extent that the Company does not consider it more likely than not that a deferred tax asset will be recovered, a valuation allowance is established.

The Company records uncertain tax positions on the basis of a two-step process whereby (1) the Company determines whether it is more likely than not that the tax positions will be sustained on the basis of the technical merits of the position and (2) for those tax positions that meet the more-likely-than-not recognition threshold, the Company recognizes the largest amount of tax benefit that is more than 50% likely to be realized upon ultimate settlement with the related tax authority.

Interest and/or penalties related to uncertain tax positions are recognized in income tax expense.

Discontinued Operations - In connection with certain business dispositions completed between 1991 and 1997, the Company retained guarantees on store lease obligations for a number of former subsidiaries, including Linens ‘n Things which filed for bankruptcy in 2008. The Company’s income from discontinued operations in 2015 of \$9 million, net of tax, was related to the release of certain store lease guarantees due to a settlement with a landlord. The Company’s loss from discontinued operations includes lease-related costs which the Company believes it will likely be required to satisfy pursuant to its Linens ‘n Things lease guarantees.

Below is a summary of the results of discontinued operations for the years ended December 31:

<i>In millions</i>	<u>2015</u>	<u>2014</u>	<u>2013</u>
Income from discontinued operations	\$ 15	\$ (1)	\$ (12)
Income tax expense	(6)	—	4
Income from discontinued operations, net of tax	<u>\$ 9</u>	<u>\$ (1)</u>	<u>\$ (8)</u>

Notes to Consolidated Financial Statements (continued)

Earnings per common share - Earnings per share is computed using the two-class method. Options to purchase 2.7 million, 2.1 million and 6.2 million shares of common stock were outstanding as of December 31, 2015, 2014 and 2013, respectively, but were not included in the calculation of diluted earnings per share because the options' exercise prices were greater than the average market price of the common shares and, therefore, the effect would be antidilutive.

New Accounting Pronouncement - In May 2014, the Financial Accounting Standards Board ("FASB") issued Accounting Standard Update ("ASU") No. 2014-09, *Revenue from Contracts with Customers* (Topic 606). ASU No. 2014-09 outlines a single comprehensive model for entities to use in accounting for revenue arising from contracts with customers and supersedes most current revenue recognition guidance, including industry-specific guidance. This new guidance is expected to be effective for annual reporting periods (including interim reporting periods within those periods) beginning January 1, 2018; early adoption in 2017 is permitted. Companies have the option of using either a full retrospective or a modified retrospective approach to adopt the guidance. This update could impact the timing and amounts of revenue recognized. The Company is currently evaluating the effect that implementation of this update will have on its consolidated financial position and results of operations upon adoption, as well as the method of transition and required disclosures.

In April 2015, the FASB issued ASU No. 2015-03, *Simplifying the Presentation of Debt Issuance Costs* (Topic 835-30). ASU No. 2015-03 requires the presentation of debt issuance costs in the balance sheet as a direct deduction from the related debt liability rather than as an asset. Amortization of such costs are required to be reported as interest expense, which is consistent with the Company's current policy. This change conforms the presentation of debt issuance costs with that of debt discounts. The ASU is effective for annual reporting periods (including interim reporting periods within those periods) beginning after December 15, 2015; early adoption is permitted. The guidance is required to be applied retrospectively to all prior periods. The Company has early adopted this standard as of June 30, 2015. The effect of the adoption of ASU 2015-03 on the Company's consolidated balance sheet is a reduction of noncurrent assets and long-term debt of \$65 million as of December 31, 2014. The following is a reconciliation of the effect of this reclassification on the Company's consolidated balance sheet as of December 31, 2014:

<u>In millions</u>	<u>As Previously Reported</u>	<u>Adjustments</u>	<u>As Revised</u>
Other assets	\$ 1,510	\$ (65)	\$ 1,445
Total assets	74,252	(65)	74,187
Long-term debt	11,695	(65)	11,630
Total liabilities and shareholders' equity	74,252	(65)	74,187

In September 2015, the FASB issued ASU No. 2015-16, *Simplifying the Accounting for Measurement-Period Adjustments*. ASU No. 2015-16 requires that an acquirer recognize adjustments to provisional amounts that are identified during the measurement period after an acquisition within the reporting period they are determined. This is a change from the previous requirement that the adjustments be recorded retrospectively. The ASU also requires disclosure of the effect on earnings of changes in depreciation, amortization or other income effects, if any, as a result of the adjustment to the provisional amounts, calculated as if the accounting had been completed at the acquisition date. The ASU is effective for annual reporting periods (including interim reporting periods within those periods) beginning after December 15, 2015; early adoption is permitted. The Company has early adopted the ASU as of September 30, 2015. The adoption did not have a material effect on the Company's consolidated financial statements.

In November 2015, the FASB issued ASU No. 2015-17, *Income Taxes (Topic 740)*. ASU No. 2015-17 simplifies the presentation of deferred income taxes by requiring that deferred tax assets and liabilities be classified as non-current in the statement of financial position. This ASU may be applied either prospectively to all deferred tax assets and liabilities, or retrospectively to all periods presented for annual reporting periods (including interim reporting periods within those periods) beginning after December 15, 2016. The change will require additional disclosure based on the method of adoption. Had the Company adopted this ASU, current deferred income taxes, total current assets, total current liabilities and total liabilities would have been approximately \$1.2 billion and \$1.0 billion lower as of December 31, 2015 and 2014, respectively.

2 Changes in Accounting Principle

Effective January 1, 2015, the Company changed its methods of accounting for "front store" inventories in the Retail/LTC Segment. Prior to 2015, the Company valued front store inventories at the lower of cost or market on a first-in, first-out ("FIFO") basis in retail stores using the retail inventory method and in distribution centers using the FIFO cost method. Effective January 1, 2015, all front store inventories in the Retail/LTC Segment have been valued at the lower of cost or market using the weighted average cost method. These changes affected approximately 36% of consolidated inventories.

Notes to Consolidated Financial Statements (continued)

These changes were made primarily to provide the Company with better information to manage its retail front store operations and to bring all of the Company's inventories to a common inventory valuation methodology. The Company believes the weighted average cost method is preferable to the retail inventory method and the FIFO cost method because it results in greater precision in the determination of cost of revenues and inventories at the stock keeping unit ("SKU") level and results in a consistent inventory valuation method for all of the Company's inventories as all of the Company's remaining inventories, which consist of prescription drugs, were already being valued using the weighted average cost method.

The Company recorded the cumulative effect of these changes in accounting principle as of January 1, 2015. The Company determined that retrospective application for periods prior to 2015 is impracticable, as the period-specific information necessary to value front store inventories in the Retail/LTC Segment under the weighted average cost method is unavailable. The Company implemented a new perpetual inventory system to manage front store inventory at the SKU level and valued front store inventory as of January 1, 2015 and calculated the cumulative impact. The effect of these changes in accounting principle as of January 1, 2015, was a decrease in inventories of \$7 million, an increase in current deferred income tax assets of \$3 million and a decrease in retained earnings of \$4 million.

Had the Company not made these changes in accounting principle, for the year ended December 31, 2015, income from continuing operations would have been lower by \$27 million. Basic and diluted earnings per share from continuing operations attributable to CVS Health would have been approximately \$0.02 per share lower for the year ended December 31, 2015.

3 Acquisitions

Omnicare Acquisition

On August 18, 2015, the Company acquired 100% of the outstanding common shares and voting interests of Omnicare, for \$98 per share for a total of \$9.6 billion and assumed long-term debt with a fair value of approximately \$3.1 billion. Additionally, holders of Omnicare restricted stock units and performance based restricted stock units received 738,765 CVS Health Corporation restricted stock awards with a fair value of approximately \$80 million as replacement awards. Omnicare is a leading health care services company that specializes in the management of complex pharmaceutical care. Omnicare's long-term care ("LTC") business is the nation's largest provider of pharmaceuticals, related pharmacy consulting and other ancillary services to chronic care facilities and other care settings. In addition, Omnicare has a specialty pharmacy business operating primarily under the name of Advanced Care Scripts, and provides commercialization services under the name of RxCrossroads[®]. The Company is including LTC and the commercialization services in its former Retail Pharmacy Segment, which has been renamed the "Retail/LTC Segment," and will include the specialty pharmacy business in its Pharmacy Services Segment. The Company acquired Omnicare to expand its operations in dispensing prescription drugs to assisted-living and long-term care facilities, and to broaden its presence in the specialty pharmacy business as the Company seeks to serve a greater percentage of the growing senior patient population in the United States.

The fair value of the consideration transferred on the date of acquisition consisted of the following:

(in millions)

Cash paid to Omnicare shareholders	\$ 9,636
Fair value of replacement equity awards issued to Omnicare employees	
for precombination services	9
Total consideration	<u>\$ 9,645</u>

Notes to Consolidated Financial Statements (continued)

The following table summarizes the estimated fair values of the assets acquired and liabilities assumed at the date of acquisition:

(in millions)

Current assets (including cash of \$298)	\$ 1,657
Property and equipment	313
Goodwill	9,090
Intangible assets	3,962
Other noncurrent assets	64
Current liabilities	(705)
Long-term debt	(3,110)
Deferred income tax liabilities	(1,518)
Other noncurrent liabilities	(69)
Redeemable noncontrolling interest	\$ (39)
Total consideration	<u>\$ 9,645</u>

The assessment of fair value is preliminary and is based on information that was available to management at the time the condensed consolidated financial statements were prepared. Accordingly, such amounts may change. The most significant open items included the accounting for deferred income taxes and contingencies as management is awaiting additional information to complete its assessment of these matters. The goodwill represents future economic benefits expected to arise from the Company's expanded presence in the pharmaceutical care market, the assembled workforce acquired, expected purchasing and revenue synergies, as well as operating efficiencies and cost savings. Goodwill of \$8.6 billion was allocated to the Retail/LTC Segment and the remaining goodwill of \$0.5 billion was allocated to the Pharmacy Services Segment. Approximately \$0.4 billion of the goodwill is deductible for income tax purposes. Intangible assets acquired include customer relationships and trade names of \$3.9 billion and \$74 million, respectively, with estimated weighted average useful lives of 19.1 and 2.9 years, respectively, and 18.8 years in total.

The fair value of trade accounts receivable acquired is \$600 million, with the gross contractual amount being \$857 million. The Company expects \$257 million of trade accounts receivable to be uncollectible. The fair value of other receivables acquired is \$147 million, with the gross contractual amount being \$161 million. The Company expects \$14 million of other receivables to be uncollectible.

During the year ended December 31, 2015, the Company incurred transaction costs of \$70 million associated with the acquisition of Omnicare that were recorded within operating expenses.

The Company's consolidated results of operations for the year ended December 31, 2015, include \$2.6 billion of net revenues and net income of \$61 million associated with the operating results of Omnicare from August 18, 2015 to December 31, 2015. These Omnicare operating results include severance costs and accelerated stock-based compensation.

The following unaudited pro forma information presents a summary of the Company's combined results of operations for the year ended December 31, 2015 and 2014 as if the Omnicare acquisition and the related financing transactions had occurred on January 1, 2014. The following pro forma financial information is not necessarily indicative of the results of operations as they would have been had the transactions been effected on the assumed date, nor is it necessarily an indication of trends in future results for a number of reasons, including, but not limited to, differences between the assumptions used to prepare the pro forma information, basic shares outstanding and dilutive equivalents, cost savings from operating efficiencies, potential synergies, and the impact of incremental costs incurred in integrating the businesses.

<i>(in millions, except per share data)</i>	Year Ended December 31,	
	2015	2014
Total revenues	\$ 156,798	\$ 144,836
Income from continuing operations	5,277	4,522
Basic earnings per share from continuing operations	\$ 4.70	\$ 3.88
Diluted earnings per share from continuing operations	\$ 4.66	\$ 3.85

Notes to Consolidated Financial Statements (continued)

Pro forma income from continuing operations for the year ended December 31, 2015, excludes \$135 million related to severance costs, accelerated stock-based compensation and transaction costs incurred in connection with the Omnicare acquisition. Pro forma income from continuing operations for the year ended December 31, 2014, includes a \$521 million loss on the early extinguishment of debt recorded by CVS Health.

Target Pharmacy Acquisition

On December 16, 2015, the Company acquired the pharmacy and clinic businesses of Target for approximately \$1.9 billion, plus contingent consideration of up to \$50 million based on future prescription growth over a three year period. The purchase price is also subject to adjustment based on the value of inventory at the closing date. The Company acquired Target's 1,672 pharmacies which operate in 47 states and will operate them through a store-within-a-store format, branded as CVS Pharmacy. The Company also acquired 79 Target clinic locations which will be rebranded as MinuteClinic. The Company acquired the Target pharmacy and clinic businesses primarily to expand the geographic reach of its retail pharmacy business.

The estimated fair values of the assets acquired at the date of acquisition were approximately as follows:

<i>In millions</i>	
Accounts receivable	\$ 2
Inventories	472
Property and equipment	9
Intangible assets	490
Goodwill	916
Total cash consideration	<u>\$ 1,889</u>

The assessment of fair value is preliminary and is based on information that was available to management at the time the consolidated financial statements were prepared. Accordingly, such amounts may change. As of December 31, 2015, the most significant open item was the inventory related purchase price adjustment. Intangible assets acquired include customer relationships with an estimated useful life of 13 years. The goodwill represents future economic benefits expected to arise from the Company's expanded geographic presence in the retail pharmacy market, the assembled workforce acquired, expected purchasing and revenue synergies, as well as operating efficiencies and cost savings. The goodwill is deductible for income tax purposes. No liability for any potential contingent consideration has been recorded based on current projections for future prescription growth over the relevant period.

In January 2016, the Company received approximately \$21 million from Target as final settlement of the inventory valuation. This amount will be recorded as a reduction of the purchase price in the first quarter of 2016.

In connection with the closing of the transaction, the Company and Target entered into pharmacy and clinic operating and master lease agreements. See Note 7 of the consolidated financial statements for disclosures of the Company's leasing arrangements.

During the year ended December 31, 2015, the Company incurred transaction costs of approximately \$26 million associated with the acquisition that were recorded within operating expenses. The results of the Target pharmacies and clinics are included in the Company's Retail/LTC Segment beginning on December 16, 2015. Pro forma financial information for this acquisition is not presented as such results are immaterial to the Company's consolidated financial statements.

Coram Acquisition

On January 16, 2014, the Company acquired 100% of the voting interests of Coram LLC and its subsidiaries (collectively, "Coram"), the specialty infusion services and enteral nutrition business unit of Apria Healthcare Group Inc. ("Apria"), for cash consideration of approximately \$2.1 billion, plus contingent consideration of approximately \$0.1 billion. The purchase price was also subject to a working capital adjustment, which resulted in the Company receiving \$9 million from Apria. Coram is one of the nation's largest providers of comprehensive infusion services, caring for approximately 240,000 patients annually. Coram has approximately 4,600 employees, including approximately 600 nurses and 250 dietitians, operating primarily through 83 branch locations and six centers of excellence for patient intake.

Notes to Consolidated Financial Statements (continued)

The contingent consideration is based on the Company's future realization of Coram's tax net operating loss carryforwards ("NOLs") as of the date of the acquisition. The Company will pay the seller the first \$60 million in tax savings realized from the future utilization of the Coram NOLs, plus 50% of any additional future tax savings from the remaining NOLs. The fair value of the contingent consideration liability associated with the future realization of the Coram NOLs was determined using Level 3 inputs based on the present value of contingent payments expected to be made based on the Company's estimate of the amount and timing of Coram NOLs that will ultimately be realized. The change in fair value of the contingent consideration liability recognized in earnings for the year ended December 31, 2014 was immaterial and for the year ended December 31, 2015 was approximately \$4 million. During the year ended December 31, 2015, the Company made contingent consideration payments to Apria of approximately \$58 million.

The Company recognized approximately \$1.6 billion of goodwill in connection with the acquisition. The goodwill represents future economic benefits expected to arise from the Company's expanded presence in the specialty pharmaceuticals market, the assembled workforce acquired, and the expected synergies from combining operations with Coram. The goodwill is nondeductible for income tax purposes.

Coram's results of operations are included in the Company's PSS beginning on January 16, 2014. Pro forma information for this acquisition is not presented as Coram's results are immaterial to the Company's consolidated financial statements. During the year ended December 31, 2014, acquisition costs of \$15 million were expensed as incurred within operating expenses.

4 Goodwill and Other Intangibles

Goodwill and other indefinitely-lived assets are not amortized, but are subject to annual impairment reviews, or more frequent reviews if events or circumstances indicate an impairment may exist.

When evaluating goodwill for potential impairment, the Company first compares the fair value of its reporting units to their respective carrying amounts. The Company estimates the fair value of its reporting units using a combination of a future discounted cash flow valuation model and a comparable market transaction model. If the estimated fair value of the reporting unit is less than its carrying amount, an impairment loss calculation is prepared. The impairment loss calculation compares the implied fair value of a reporting unit's goodwill with the carrying amount of its goodwill. If the carrying amount of the goodwill exceeds the implied fair value, an impairment loss is recognized in an amount equal to the excess. During the third quarter of 2015, the Company performed its required annual goodwill impairment tests. The Company concluded there were no goodwill impairments as of the testing date.

Below is a summary of the changes in the carrying amount of goodwill by segment for the years ended December 31, 2015 and 2014:

<i>In millions</i>	Pharmacy Services	Retail/LTC	Total
Balance, December 31, 2013	\$ 19,658	\$ 6,884	\$ 26,542
Acquisitions	1,578	38	1,616
Foreign currency translation adjustments	—	(14)	(14)
Other ⁽¹⁾	(2)	—	(2)
Balance, December 31, 2014	21,234	6,908	28,142
Acquisitions	452	9,554	10,006
Foreign currency translation adjustments	—	(40)	(40)
Other ⁽¹⁾	(1)	(1)	(2)
Balance, December 31, 2015	\$ 21,685	\$ 16,421	\$ 38,106

(1) "Other" represents immaterial purchase accounting adjustments for acquisitions.

Indefinitely-lived intangible assets are tested for impairment by comparing the estimated fair value of the asset to its carrying value. The Company estimates the fair value of its indefinitely-lived trademark using the relief from royalty method under the income approach. If the carrying value of the asset exceeds its estimated fair value, an impairment loss is recognized and the asset is written down to its estimated fair value. During the third quarter of 2015, the Company performed its annual impairment test of the indefinitely-lived trademark and concluded there was no impairment as of the testing date. The carrying amount of its indefinitely-lived trademark was \$6.4 billion as of December 31, 2015 and 2014.

Notes to Consolidated Financial Statements (continued)

The Company amortizes intangible assets with finite lives over the estimated useful lives of the respective assets, which have a weighted average useful life of 15.5 years. The weighted average useful lives of the Company's customer contracts and relationships and covenants not to compete are 15.5 years. The weighted average lives of the Company's favorable leases and other intangible assets are 15.6 years. Amortization expense for intangible assets totaled \$611 million, \$518 million and \$494 million in 2015, 2014 and 2013, respectively. The anticipated annual amortization expense for these intangible assets for the next five years is as follows:

<u>In millions</u>	
2016	\$ 760
2017	735
2018	705
2019	662
2020	490

The following table is a summary of the Company's intangible assets as of December 31:

<u>In millions</u>	2015			2014		
	Gross Carrying Amount	Accumulated Amortization	Net Carrying Amount	Gross Carrying Amount	Accumulated Amortization	Net Carrying Amount
Trademark (indefinitely-lived)	\$ 6,398	\$ —	\$ 6,398	\$ 6,398	\$ —	\$ 6,398
Customer contracts and relationships and covenants not to compete	10,594	(4,092)	6,502	6,521	(3,549)	2,972
Favorable leases and other	1,595	(617)	978	880	(476)	404
	<u>\$ 18,587</u>	<u>\$ (4,709)</u>	<u>\$ 13,878</u>	<u>\$ 13,799</u>	<u>\$ (4,025)</u>	<u>\$ 9,774</u>

5 Share Repurchase Programs

The following share repurchase programs were authorized by the Company's Board of Directors:

<u>In billions</u>		
<u>Authorization Date</u>	<u>Authorized</u>	<u>Remaining</u>
December 15, 2014 ("2014 Repurchase Program")	\$ 10.0	\$ 7.7
December 17, 2013 ("2013 Repurchase Program")	\$ 6.0	\$ —
September 19, 2012 ("2012 Repurchase Program")	\$ 6.0	\$ —

The share Repurchase Programs, each of which was effective immediately, permit the Company to effect repurchases from time to time through a combination of open market repurchases, privately negotiated transactions, accelerated share repurchase ("ASR") transactions, and/or other derivative transactions. The 2014 Repurchase Program may be modified or terminated by the Board of Directors at any time. The 2013 and 2012 Repurchase Programs have been completed, as described below.

Pursuant to the authorization under the 2014 Repurchase Program, effective December 11, 2015, the Company entered into a \$725 million fixed dollar ASR with Barclays Bank PLC ("Barclays"). Upon payment of the \$725 million purchase price on December 14, 2015, the Company received a number of shares of its common stock equal to 80% of the \$725 million notional amount of the ASR or approximately 6.2 million shares. At the conclusion of the ASR program, the Company may receive additional shares equal to the remaining 20% of the \$725 million notional amount. The initial 6.2 million shares of common stock delivered to the Company by Barclays were placed into treasury stock in December 2015. The ASR was accounted for as an initial treasury stock transaction for \$580 million and a forward contract for \$145 million. The forward contract was classified as an equity instrument and was recorded within capital surplus on the consolidated balance sheet. On January 28, 2016, the Company received 1.4 million shares of common stock, representing the remaining 20% of the \$725 million notional amount of the ASR, thereby concluding the ASR. The remaining 1.4 million shares of common stock delivered to the Company by Barclays were placed into treasury stock in January 2016 and the forward contract was reclassified from capital surplus to treasury stock.

Pursuant to the authorization under the 2013 Repurchase Programs, effective January 2, 2015, the Company entered into a \$2.0 billion fixed dollar ASR agreement with J.P. Morgan Chase Bank ("JP Morgan"). Upon payment of the \$2.0 billion purchase

Notes to Consolidated Financial Statements (continued)

price on January 5, 2015, the Company received a number of shares of its common stock equal to 80% of the \$2.0 billion notional amount of the ASR agreement or approximately 16.8 million shares, which were placed into treasury stock in January 2015. On May 1, 2015, the Company received approximately 3.1 million shares of common stock, representing the remaining 20% of the \$2.0 billion notional amount of the ASR, thereby concluding the ASR. The remaining 3.1 million shares of common stock delivered to the Company by JP Morgan were placed into treasury stock in May 2015. The ASR was accounted for as an initial treasury stock transaction for \$1.6 billion and a forward contract for \$0.4 billion. The forward contract was classified as an equity instrument and was initially recorded within capital surplus on the consolidated balance sheet and was reclassified to treasury stock upon the settlement of the ASR in May 2015.

Pursuant to the authorization under the 2012 Repurchase Program, effective October 1, 2013, the Company entered into a \$1.7 billion fixed dollar ASR agreement with Barclays. Upon payment of the \$1.7 billion purchase price on October 1, 2013, the Company received a number of shares of its common stock equal to 50% of the \$1.7 billion notional amount of the ASR agreement or approximately 14.9 million shares at a price of \$56.88 per share. The Company received approximately 11.7 million shares of common stock on December 30, 2013 at an average price of \$63.83 per share, representing the remaining 50% of the \$1.7 billion notional amount of the ASR agreement and thereby concluding the agreement. The total of 26.6 million shares of common stock delivered to the Company by Barclays over the term of the October 2013 ASR agreement were placed into treasury stock. The ASR was accounted for as an initial treasury stock transaction and a forward contract. The forward contract was classified as an equity instrument.

Each of the ASR transactions described above, the initial repurchase of the shares and delivery of the remainder of the shares to conclude each ASR, resulted in an immediate reduction of the outstanding shares used to calculate the weighted average common shares outstanding for basic and diluted earnings per share.

During the year ended December 31, 2015, the Company repurchased an aggregate of 48.0 million shares of common stock for approximately \$5.0 billion under the 2013 and 2014 Repurchase Programs. As of December 31, 2015, there remained an aggregate of approximately \$7.7 billion available for future repurchases under the 2014 Repurchase Program and the 2013 Repurchase Program was complete.

During the year ended December 31, 2014, the Company repurchased an aggregate of 51.4 million shares of common stock for approximately \$4.0 billion under the 2013 and 2012 Repurchase Programs. As of December 31, 2014, there remained an aggregate of approximately \$12.7 billion available for future repurchases under the 2014 and 2013 Repurchase Programs. As of December 31, 2014, the 2012 Repurchase Program was complete.

During the year ended December 31, 2013, the Company repurchased an aggregate of 66.2 million shares of common stock for approximately \$4.0 billion under the 2012 Repurchase Program, which includes shares received from the October 2013 ASR agreement described above. As of December 31, 2013, there remained an aggregate of approximately \$6.7 billion available for future repurchases under the 2013 and 2012 Repurchase Programs.

Notes to Consolidated Financial Statements (continued)

6 Borrowings and Credit Agreements

The following table is a summary of the Company's borrowings as of December 31:

<u>In millions</u>	2015	2014
Commercial paper	\$ —	\$ 685
3.25% senior notes due 2015	—	550
1.2% senior notes due 2016	750	750
6.125% senior notes due 2016	421	421
5.75% senior notes due 2017	1,080	1,080
1.9% senior notes due 2018	2,250	—
2.25% senior notes due 2018	1,250	1,250
2.25% senior notes due 2019	850	850
6.6% senior notes due 2019	394	394
2.8% senior notes due 2020	2,750	—
4.75% senior notes due 2020	450	450
4.125% senior notes due 2021	550	550
2.75% senior notes due 2022	1,250	1,250
3.5% senior notes due 2022	1,500	—
4.75% senior notes due 2022	400	—
4% senior notes due 2023	1,250	1,250
3.375% senior notes due 2024	650	650
5% senior notes due 2024	300	—
3.875% senior notes due 2025	3,000	—
6.25% senior notes due 2027	453	453
3.25% senior exchange debentures due 2035	5	—
4.875% senior notes due 2035	2,000	—
6.125% senior notes due 2039	734	734
5.75% senior notes due 2041	493	493
5.3% senior notes due 2043	750	750
5.125% senior notes due 2045	3,500	—
Capital lease obligations	644	391
Other	20	41
Total debt principal	<u>27,694</u>	<u>12,992</u>
Debt premiums	39	—
Debt discounts and deferred financing costs	<u>(269)</u>	<u>(102)</u>
	27,464	12,890
Less:		
Short-term debt (commercial paper)	—	(685)
Current portion of long-term debt	<u>(1,197)</u>	<u>(575)</u>
Long-term debt	<u>\$ 26,267</u>	<u>\$ 11,630</u>

The Company did not have any commercial paper outstanding as of December 31, 2015. In connection with its commercial paper program, the Company maintains a \$1.0 billion, five-year unsecured back-up credit facility, which expires on May 23, 2018, a \$1.25 billion, five-year unsecured back-up credit facility, which expires on July 24, 2019, and a \$1.25 billion, five-year unsecured back-up credit facility, which expires on July 1, 2020. The credit facilities allow for borrowings at various rates that are dependent, in part, on the Company's public debt ratings and require the Company to pay a weighted average quarterly facility fee of approximately 0.03%, regardless of usage. As of December 31, 2015, there were no borrowings outstanding under the back-up credit facilities. The weighted average interest rate for short-term debt outstanding as of December 31, 2014 was 0.36%.

Notes to Consolidated Financial Statements (continued)

On May 20, 2015, in connection with the acquisition of Omnicare, the Company entered into a \$13 billion unsecured bridge loan facility. The Company paid approximately \$52 million in fees in connection with the facility. The fees were capitalized and amortized as interest expense over the period the bridge facility was outstanding. The bridge loan facility expired on July 20, 2015 upon the Company's issuance of unsecured senior notes with an aggregate principal of \$15 billion as discussed below. The bridge loan facility fees became fully amortized in July 2015.

On July 20, 2015, the Company issued an aggregate of \$2.25 billion of 1.9% unsecured senior notes due 2018 ("2018 Notes"), an aggregate of \$2.75 billion of 2.8% unsecured senior notes due 2020 ("2020 Notes"), an aggregate of \$1.5 billion of 3.5% unsecured senior notes due 2022 ("2022 Notes"), an aggregate of \$3 billion of 3.875% unsecured senior notes due 2025 ("2025 Notes"), an aggregate of \$2 billion of 4.875% unsecured senior notes due 2035 ("2035 Notes"), and an aggregate of \$3.5 billion of 5.125% unsecured senior notes due 2045 ("2045 Notes" and, together with the 2018 Notes, 2020 Notes, 2022 Notes, 2025 Notes and 2035 Notes, the "Notes") for total proceeds of approximately \$14.8 billion, net of discounts and underwriting fees. The Notes pay interest semi-annually and contain redemption terms which allow or require the Company to redeem the Notes at a defined redemption price plus accrued and unpaid interest at the redemption date. The net proceeds of the Notes were used to fund the Omnicare acquisition and the acquisition of the pharmacies and clinics of Target. The remaining proceeds were used for general corporate purposes.

Upon the closing of the Omnicare acquisition in August 2015, the Company assumed the long-term debt of Omnicare that had a fair value of approximately \$3.1 billion, \$2.0 billion of which was previously convertible into Omnicare shares that holders were able to redeem subsequent to the acquisition. During the period from August 18, 2015 to December 31, 2015, all but \$5 million of the \$2.0 billion of previously convertible debt was redeemed and repaid and approximately \$0.4 billion in Omnicare term debt assumed was repaid for total repayments of Omnicare debt of approximately \$2.4 billion in 2015.

The remaining principal of the Omnicare debt assumed was comprised of senior unsecured notes with an aggregate principal amount of \$700 million (\$400 million of 4.75% senior notes due 2022 and \$300 million of 5% senior notes due 2024). In September 2015, the Company commenced exchange offers for the 4.75% senior notes due 2022 and the 5% senior notes due 2024 to exchange all validly tendered and accepted notes issued by Omnicare for notes to be issued by the Company. This offer expired on October 20, 2015 and the aggregate principal amounts below of each of the Omnicare notes were validly tendered and exchanged for notes issued by the Company.

Interest Rate and Maturity	Aggregate Principal Amount (In Millions)	Percentage of Total Outstanding Principal Amount Exchanged
4.75% senior notes due 2022	\$ 388	96.8%
5% senior notes due 2024	296	98.8%
Total senior notes issued under exchange transaction	\$ 684	

The Company recorded this exchange transaction as a modification of the original debt instruments. As such, no gain or loss on extinguishment was recognized in the Company's consolidated income statement as a result of this exchange transaction and issuance costs were expensed as incurred.

On August 7, 2014, the Company issued \$850 million of 2.25% unsecured senior notes due August 12, 2019 and \$650 million of 3.375% unsecured senior notes due August 12, 2024 (collectively, the "2014 Notes") for total proceeds of approximately \$1.5 billion, net of discounts and underwriting fees. The 2014 Notes pay interest semi-annually and may be redeemed, in whole at any time, or in part from time to time, at the Company's option at a defined redemption price plus accrued and unpaid interest to the redemption date. The net proceeds of the 2014 Notes were used for general corporate purposes and to repay certain corporate debt.

On August 7, 2014, the Company announced tender offers for any and all of the 6.25% Senior Notes due 2027, and up to a maximum amount of the 6.125% Senior Notes due 2039, the 5.75% Senior Notes due 2041 and the 5.75% Senior Notes due 2017, for up to an aggregate principal amount of \$1.5 billion. On August 21, 2014, the Company increased the aggregate principal amount of the tender offers to \$2.0 billion and completed the repurchase for the maximum amount on September 4, 2014. The Company paid a premium of \$490 million in excess of the debt principal in connection with the tender offers, wrote off \$26 million of unamortized deferred financing costs and incurred \$5 million in fees, for a total loss on the early

Notes to Consolidated Financial Statements (continued)

extinguishment of debt of \$521 million. The loss was recorded in income from continuing operations on the consolidated statement of income for the year ended December 31, 2014.

During the year ended December 31, 2014, the Company repurchased the remaining \$41 million of outstanding Enhanced Capital Advantage Preferred Securities ("ECAPS") at par. The fees and write-off of deferred issuance costs associated with the early extinguishment of the ECAPS were immaterial.

On December 2, 2013, the Company issued \$750 million of 1.2% unsecured senior notes due December 5, 2016; \$1.25 billion of 2.25% unsecured senior notes due December 5, 2018; \$1.25 billion of 4.0% unsecured senior notes due December 5, 2023; and \$750 million of 5.3% unsecured senior notes due December 5, 2043 (the "2013 Notes") for total proceeds of approximately \$4.0 billion, net of discounts and underwriting fees. The 2013 Notes pay interest semi-annually and may be redeemed, in whole at any time, or in part from time to time, at the Company's option at a defined redemption price plus accrued and unpaid interest to the redemption date. The net proceeds of the 2013 Notes were used to repay commercial paper outstanding at the time of issuance and to fund the acquisition of Coram in January 2014. The remainder was used for general corporate purposes.

The credit facilities, back-up credit facilities and unsecured senior notes contain customary restrictive financial and operating covenants. The covenants do not materially affect the Company's financial or operating flexibility.

The following is a summary of the Company's required principal debt repayments, excluding unamortized debt discounts, deferred financing costs and debt premiums, due during each of the next five years and thereafter, as of December 31, 2015:

Year Ending December 31:

In millions

2016	\$	1,197
2017		1,113
2018		3,521
2019		1,266
2020		3,224
Thereafter		17,373
Total	\$	<u>27,694</u>

7 Leases

The Company leases most of its retail and mail order locations, ten of its distribution centers and certain corporate offices under noncancelable operating leases, typically with initial terms of 15 to 25 years and with options that permit renewals for additional periods. The Company also leases certain equipment and other assets under noncancelable operating leases, typically with initial terms of 3 to 10 years. In December 2015, in connection with the acquisition of the pharmacy and clinic businesses of Target, the Company entered into lease agreements with Target for the pharmacy and clinic space within Target stores. Given that the noncancelable contractual term of the pharmacy lease arrangement exceeds the remaining estimated economic life of the buildings being leased, the Company concluded for accounting purposes that the lease term was the remaining economic life of the buildings. Consequently, most of the individual pharmacy leases are capital leases. Approximately \$0.3 billion of capital lease obligations were recorded in connection with this transaction.

Minimum rent on operating leases is expensed on a straight-line basis over the term of the lease. In addition to minimum rental payments, certain leases require additional payments based on sales volume, as well as reimbursement for real estate taxes, common area maintenance and insurance, which are expensed when incurred.

The following table is a summary of the Company's net rental expense for operating leases for the years ended December 31:

<i>In millions</i>	2015	2014	2013
Minimum rentals	\$ 2,317	\$ 2,320	\$ 2,210
Contingent rentals	34	36	41
	<u>2,351</u>	<u>2,356</u>	<u>2,251</u>
Less: sublease income	(22)	(21)	(21)
	<u>\$ 2,329</u>	<u>\$ 2,335</u>	<u>\$ 2,230</u>

Notes to Consolidated Financial Statements (continued)

The following table is a summary of the future minimum lease payments under capital and operating leases as of December 31, 2015:

<u>In millions</u>	<u>Capital Leases</u>	<u>Operating Leases⁽¹⁾</u>
2016	\$ 52	\$ 2,405
2017	94	2,321
2018	70	2,197
2019	69	2,044
2020	69	1,877
Thereafter	970	16,837
Total future lease payments ⁽²⁾	1,324	\$ 27,681
Less: imputed interest	(679)	
Present value of capital lease obligations	<u>\$ 645</u>	

(1) Future operating lease payments have not been reduced by minimum sublease rentals of \$180 million due in the future under noncancelable subleases.

(2) The Company leases pharmacy and clinic space from Target. Amounts related to such capital and operating leases are reflected above. Amounts due in excess of the remaining estimated economic life of the buildings of approximately \$1.7 billion are not reflected herein since the estimated economic life of the buildings is shorter than the contractual term of the lease arrangement.

The Company finances a portion of its store development program through sale-leaseback transactions. The properties are generally sold at net book value, which generally approximates fair value, and the resulting leases generally qualify and are accounted for as operating leases. The operating leases that resulted from these transactions are included in the above table. The Company does not have any retained or contingent interests in the stores and does not provide any guarantees, other than a guarantee of lease payments, in connection with the sale-leaseback transactions. Proceeds from sale-leaseback transactions totaled \$411 million in 2015, \$515 million in 2014 and \$600 million in 2013.

8 Medicare Part D

The Company offers Medicare Part D benefits through SilverScript, which has contracted with CMS to be a PDP and, pursuant to the Medicare Prescription Drug, Improvement and Modernization Act of 2003, must be a risk-bearing entity regulated under state insurance laws or similar statutes.

SilverScript is a licensed domestic insurance company under the applicable laws and regulations. Pursuant to these laws and regulations, SilverScript must file quarterly and annual reports with the National Association of Insurance Commissioners ("NAIC") and certain state regulators, must maintain certain minimum amounts of capital and surplus under a formula established by the NAIC and must, in certain circumstances, request and receive the approval of certain state regulators before making dividend payments or other capital distributions to the Company. The Company does not believe these limitations on dividends and distributions materially impact its financial position.

The Company has recorded estimates of various assets and liabilities arising from its participation in the Medicare Part D program based on information in its claims management and enrollment systems. Significant estimates arising from its participation in this program include: (i) estimates of low-income cost subsidy, reinsurance amounts, and coverage gap discount amounts ultimately payable to or receivable from CMS based on a detailed claims reconciliation that will occur in the following year; (ii) an estimate of amounts receivable from or payable to CMS under a risk-sharing feature of the Medicare Part D program design, referred to as the risk corridor and (iii) estimates for claims that have been reported and are in the process of being paid or contested and for our estimate of claims that have been incurred but have not yet been reported.

As of December 31, 2015 and 2014, amounts due from CMS included in accounts receivable were \$1.6 billion and \$1.8 billion, respectively.

9 Pension Plans and Other Postretirement Benefits

Defined Contribution Plans

The Company sponsors voluntary 401(k) savings plans that cover all employees who meet plan eligibility requirements. The Company makes matching contributions consistent with the provisions of the plans.

Notes to Consolidated Financial Statements (continued)

At the participant's option, account balances, including the Company's matching contribution, can be transferred without restriction among various investment options, including the Company's common stock fund under one of the defined contribution plans. The Company also maintains a nonqualified, unfunded Deferred Compensation Plan for certain key employees. This plan provides participants the opportunity to defer portions of their eligible compensation and receive matching contributions equivalent to what they could have received under the CVS Health 401(k) Plan absent certain restrictions and limitations under the Internal Revenue Code. The Company's contributions under the above defined contribution plans were \$251 million, \$238 million and \$235 million in 2015, 2014 and 2013, respectively.

Defined Benefit Pension Plans

As of December 31, 2015, the Company sponsored seven defined benefit pension plans. Two of the plans are tax-qualified plans that are funded based on actuarial calculations and applicable federal laws and regulations. The other five plans are unfunded nonqualified supplemental retirement plans. As of December 31, 2014 and 2013, the Company sponsored nine defined benefit pension plans. Four of the plans were tax-qualified plans and the other five plans were unfunded nonqualified supplemental retirement plans. Most of the plans were frozen in prior periods.

On September 30, 2015, the Company's Board of Directors approved a resolution to merge the four tax-qualified defined benefit plans that existed in 2014 and terminate the resulting merged plan. The merger was effective September 30, 2015 and the merged plan termination was effective December 31, 2015. It is expected to take approximately 18 to 24 months to complete the settlement of the terminated plan from the date of the approved resolution. The assumptions used to calculate the pension liability as of December 31, 2015 reflect the resolution to terminate the merged plan. This resulted in the pension liability and pre-tax accumulated other comprehensive income both increasing by \$67 million during the three months ended December 31, 2015. The pension liability will be settled in either lump sum payments or purchased annuities. Currently, there is not enough information available to determine the ultimate cost of the termination; however, based on current market rates the one-time settlement charge at final liquidation is estimated to be in the range of approximately \$175 million to \$250 million.

The following tables outline the change in benefit obligations and plan assets over the comparable periods:

<u><i>In millions</i></u>	<u>2015</u>	<u>2014</u>
Change in benefit obligation:		
Benefit obligation at beginning of year	\$ 796	\$ 694
Acquisition	8	—
Service cost	—	1
Interest cost	31	32
Actuarial loss	45	119
Benefit payments	(36)	(41)
Settlements	—	(9)
Benefit obligation at end of year	<u>\$ 844</u>	<u>\$ 796</u>

<u><i>In millions</i></u>	<u>2015</u>	<u>2014</u>
Change in plan assets:		
Fair value of plan assets at the beginning of the year	\$ 635	\$ 568
Acquisitions	5	—
Actual return on plan assets	(13)	75
Employer contributions	22	42
Benefit payments	(36)	(41)
Settlements	—	(9)
Fair value of plan assets at the end of the year	<u>613</u>	<u>635</u>
Funded status	<u>\$ (231)</u>	<u>\$ (161)</u>

Notes to Consolidated Financial Statements (continued)

The components of net periodic benefit costs for the years ended December 31, 2015, 2014 and 2013 are shown below:

<i>In millions</i>	<u>2015</u>	<u>2014</u>	<u>2013</u>
Components of net periodic benefit cost:			
Interest cost	\$ 31	\$ 32	\$ 30
Expected return on plan assets	(33)	(31)	(34)
Amortization of net loss	21	16	22
Settlement loss	—	3	—
Service cost	—	1	1
Net periodic pension cost	<u>\$ 19</u>	<u>\$ 21</u>	<u>\$ 19</u>

Pension Plan Assumptions

The Company uses a series of actuarial assumptions to determine the benefit obligations and the net benefit costs. The discount rate is determined by examining the current yields observed on the measurement date of fixed-interest, high quality investments expected to be available during the period to maturity of the related benefits on a plan by plan basis. The discount rate for the merged qualified plan that has been terminated is determined by examining the current assumed lump sum and annuity purchase rates. The expected long-term rate of return on plan assets is determined by using the plan's target allocation and historical returns for each asset class on a plan by plan basis. Certain of the Company's pension plans use assumptions on expected compensation increases of plan participants. These increases are determined by an actuarial analysis of the plan participants, their expected compensation increases, and the duration of their earnings period until retirement. Each of these assumptions are reviewed as plan characteristics change and on an annual basis with input from senior pension and financial executives and the Company's external actuarial consultants.

The discount rate for determining plan benefit obligations was 4.25% for all plans except the merged qualified plan in 2015 and 4% for all plans in 2014. The discount rate for the merged qualified plan was 3.25% in 2015. The expected long-term rate of return for the plans ranged from 5.75% to 6.75% in 2015 and ranged from 5.75% to 7.25% in 2014. The rate of compensation increases for certain of the plans with active participants ranged from 4% to 6% in 2015 and 2014.

Return on Plan Assets

Historically, the Company used an investment strategy which emphasized equities in order to produce higher expected returns, and in the long run, lower expected expense and cash contribution requirements. Beginning in 2013, the Company changed its investment strategy to be liability management driven. The qualified pension plan asset allocation targets in 2014 and 2013 were revised to hold more fixed income investments based on the change in the investment strategy. As of December 31, 2015, investment allocations for the two qualified defined benefit plans range from 80% to 100% in fixed income and 0% to 20% in equities. The following tables show the fair value allocation of plan assets by asset category as of December 31, 2015 and 2014.

<i>In millions</i>	Fair value of plan assets at December 31, 2015			
	<u>Level 1</u>	<u>Level 2</u>	<u>Level 3</u>	<u>Total</u>
Cash and money market funds	\$ 10	\$ —	\$ —	\$ 10
Fixed income funds	4	484	—	488
Equity mutual funds	115	—	—	115
Total assets at fair value	<u>\$ 129</u>	<u>\$ 484</u>	<u>\$ —</u>	<u>\$ 613</u>

<i>In millions</i>	Fair value of plan assets at December 31, 2014			
	<u>Level 1</u>	<u>Level 2</u>	<u>Level 3</u>	<u>Total</u>
Cash and money market funds	\$ 7	\$ —	\$ —	\$ 7
Fixed income funds	—	514	—	514
Equity mutual funds	84	30	—	114
Total assets at fair value	<u>\$ 91</u>	<u>\$ 544</u>	<u>\$ —</u>	<u>\$ 635</u>

Notes to Consolidated Financial Statements (continued)

As of December 31, 2015, the Company's qualified defined benefit pension plan assets consisted of 19% equity, 80% fixed income and 2% money market securities of which 21% were classified as Level 1 and 79% as Level 2 in the fair value hierarchy. The Company's qualified defined benefit pension plan assets as of December 31, 2014 consisted of 18% equity, 81% fixed income and 1% money market securities of which 14% were classified as Level 1 and 86% as Level 2 in the fair value hierarchy.

The Company continued to have no investments in Level 3 alternative investments during the years ended December 31, 2015 and 2014.

Cash Flows

The Company contributed \$22 million, \$42 million and \$33 million to the pension plans during 2015, 2014 and 2013, respectively. The Company plans to make approximately \$37 million in contributions to the pension plans during 2016. These contributions include contributions made to certain nonqualified benefit plans for which there is no funding requirement. The Company estimates the following future benefit payments which are calculated using the same actuarial assumptions used to measure the benefit obligation as of December 31, 2015:

In millions

2016	\$	37
2017 ⁽¹⁾		39
2018		51
2019		50
2020		49
Thereafter		250

(1) Excludes any payments associated with the ultimate settlement of the terminated plan discussed above.

Multiemployer Pension Plans

The Company also contributes to a number of multiemployer pension plans under the terms of collective-bargaining agreements that cover its union-represented employees. The risks of participating in these multiemployer plans are different from single-employer pension plans in the following aspects: (i) assets contributed to the multiemployer plan by one employer may be used to provide benefits to employees of other participating employers, (ii) if a participating employer stops contributing to the plan, the unfunded obligations of the plan may be borne by the remaining participating employers, and (iii) if the Company chooses to stop participating in some of its multiemployer plans, the Company may be required to pay those plans an amount based on the underfunded status of the plan, referred to as a withdrawal liability.

None of the multiemployer pension plans in which the Company participates are individually significant to the Company. Total Company contributions to multiemployer pension plans were \$14 million in 2015 and 2014 and \$13 million in 2013.

Other Postretirement Benefits

The Company provides postretirement health care and life insurance benefits to certain retirees who meet eligibility requirements. The Company's funding policy is generally to pay covered expenses as they are incurred. For retiree medical plan accounting, the Company reviews external data and its own historical trends for health care costs to determine the health care cost trend rates. As of December 31, 2015 and 2014, the Company's other postretirement benefits have an accumulated postretirement benefit obligation of \$33 million and \$31 million, respectively. Net periodic benefit costs related to these other postretirement benefits were \$2 million in 2015, \$1 million in 2014, and \$11 million in 2013. The net periodic benefit costs for 2013 include a settlement loss of \$8 million.

Pursuant to various collective bargaining agreements, the Company also contributes to multiemployer health and welfare plans that cover certain union-represented employees. The plans provide postretirement health care and life insurance benefits to certain employees who meet eligibility requirements. Total Company contributions to multiemployer health and welfare plans were \$60 million, \$58 million and \$55 million in 2015, 2014 and 2013, respectively.

Notes to Consolidated Financial Statements (continued)

10 Stock Incentive Plans

Stock-based compensation expense is measured at the grant date based on the fair value of the award and is recognized as expense over the requisite service period of the stock award (generally three to five years) using the straight-line method.

Compensation expense related to stock options, which includes the Employee Stock Purchase Plan (the "ESPP") totaled \$90 million, \$103 million and \$100 million for 2015, 2014 and 2013, respectively. The recognized tax benefit was \$26 million, \$33 million and \$32 million for 2015, 2014 and 2013, respectively. Compensation expense related to restricted stock awards totaled \$140 million, \$62 million and \$41 million for 2015, 2014 and 2013, respectively. Stock-based compensation for the year ended December 31, 2015 includes \$38 million associated with accelerated vesting of restricted stock replacement awards issued to Omnicare executives who were terminated subsequent to the acquisition.

The ESPP provides for the purchase of up to 15 million shares of common stock. In March 2013, the Board of Directors approved an amendment to the ESPP to provide an additional 15 million shares of common stock for issuance. Under the ESPP, eligible employees may purchase common stock at the end of each six month offering period at a purchase price equal to 85% of the lower of the fair market value on the first day or the last day of the offering period. During 2015, approximately 1 million shares of common stock were purchased under the provisions of the ESPP at an average price of \$72.21 per share. As of December 31, 2015, approximately 14 million shares of common stock were available for issuance under the ESPP.

The fair value of stock-based compensation associated with the ESPP is estimated on the date of grant (the first day of the six month offering period) using the Black-Scholes Option Pricing Model.

The following table is a summary of the assumptions used to value the ESPP awards for each of the respective periods:

	2015	2014	2013
Dividend yield ⁽¹⁾	0.71%	0.75%	0.86%
Expected volatility ⁽²⁾	13.92%	14.87%	16.94%
Risk-free interest rate ⁽³⁾	0.11%	0.08%	0.10%
Expected life <i>(in years)</i> ⁽⁴⁾	0.5	0.5	0.5
Weighted-average grant date fair value	\$ 18.72	\$ 13.74	\$ 10.08

(1) The dividend yield is calculated based on semi-annual dividends paid and the fair market value of the Company's stock at the grant date.

(2) The expected volatility is based on the historical volatility of the Company's daily stock market prices over the previous six month period.

(3) The risk-free interest rate is based on the Treasury constant maturity interest rate whose term is consistent with the expected term of ESPP options (i.e., 6 months).

(4) The expected life is based on the semi-annual purchase period.

The terms of the Company's Incentive Compensation Plan ("ICP") provide for grants of annual incentive and long-term performance awards to executive officers and other officers and employees of the Company or any subsidiary of the Company. Payment of such annual incentive and long-term performance awards will be in cash, stock, other awards or other property, at the discretion of the Management Planning and Development Committee of the Company's Board of Directors. The ICP allows for a maximum of 74 million shares to be reserved and available for grants. The ICP is the only compensation plan under which the Company grants stock options, restricted stock and other stock-based awards to its employees, with the exception of the Company's ESPP. In November 2012, the Company's Board of Directors approved an amendment to the ICP to eliminate the share recycling provision of the ICP. As of December 31, 2015, there were approximately 24 million shares available for future grants under the ICP.

The Company's restricted awards are considered nonvested share awards and require no payment from the employee. Compensation cost is recorded based on the market price of the Company's common stock on the grant date and is recognized on a straight-line basis over the requisite service period. The Company granted 2,695,000, 2,708,000 and 1,715,000 restricted stock units with a weighted average fair value of \$100.81, \$73.60 and \$54.30 in 2015, 2014 and 2013, respectively. As of December 31, 2015, there was \$268 million of total unrecognized compensation cost related to the restricted stock units that are expected to vest. These costs are expected to be recognized over a weighted-average period of 2.61 years. The total fair value of restricted shares vested during 2015, 2014 and 2013 was \$164 million, \$57 million and \$41 million, respectively.

Notes to Consolidated Financial Statements (continued)

The following table is a summary of the restricted stock unit and restricted share award activity for the year ended December 31, 2015.

<u>Units in thousands</u>	<u>Units</u>	<u>Weighted Average Grant Date Fair Value</u>
Nonvested at beginning of year	4,677	\$ 51.90
Granted	2,695	\$ 100.81
Vested	(1,646)	\$ 103.82
Forfeited	(308)	\$ 73.61
Nonvested at end of year	<u>5,418</u>	<u>\$ 59.22</u>

All grants under the ICP are awarded at fair value on the date of grant. The fair value of stock options is estimated using the Black-Scholes Option Pricing Model and stock-based compensation is recognized on a straight-line basis over the requisite service period. Stock options granted generally become exercisable over a four-year period from the grant date. Stock options generally expire seven years after the grant date.

Excess tax benefits of \$127 million, \$106 million and \$62 million were included in financing activities in the accompanying consolidated statements of cash flow during 2015, 2014 and 2013, respectively. Cash received from stock options exercised, which includes the ESPP, totaled \$299 million, \$421 million and \$500 million during 2015, 2014 and 2013, respectively. The total intrinsic value of stock options exercised was \$394 million, \$372 million and \$282 million in 2015, 2014 and 2013, respectively. The total fair value of stock options vested during 2015, 2014 and 2013 was \$334 million, \$292 million and \$329 million, respectively.

The fair value of each stock option is estimated using the Black-Scholes option pricing model based on the following assumptions at the time of grant:

	<u>2015</u>	<u>2014</u>	<u>2013</u>
Dividend yield ⁽¹⁾	1.37%	1.47%	1.65%
Expected volatility ⁽²⁾	18.07%	19.92%	30.96%
Risk-free interest rate ⁽³⁾	1.24%	1.35%	0.73%
Expected life (in years) ⁽⁴⁾	4.2	4.0	4.7
Weighted-average grant date fair value	\$ 14.01	\$ 11.04	\$ 12.50

(1) The dividend yield is based on annual dividends paid and the fair market value of the Company's stock at the grant date.

(2) The expected volatility is estimated using the Company's historical volatility over a period equal to the expected life of each option grant after adjustments for infrequent events such as stock splits.

(3) The risk-free interest rate is selected based on yields from U.S. Treasury zero-coupon issues with a remaining term equal to the expected term of the options being valued.

(4) The expected life represents the number of years the options are expected to be outstanding from grant date based on historical option holder exercise experience.

As of December 31, 2015, unrecognized compensation expense related to unvested options totaled \$91 million, which the Company expects to be recognized over a weighted-average period of 1.72 years. After considering anticipated forfeitures, the Company expects approximately 12 million of the unvested stock options to vest over the requisite service period.

Notes to Consolidated Financial Statements (continued)

The following table is a summary of the Company's stock option activity for the year ended December 31, 2015:

<u>Shares in thousands</u>	<u>Shares</u>	<u>Weighted Average Exercise Price</u>	<u>Weighted Average Remaining Contractual Term</u>	<u>Aggregate Intrinsic Value</u>
Outstanding at December 31, 2014	28,166	\$ 47.87		
Granted	3,772	\$ 102.25		
Exercised	(6,425)	\$ 40.68		
Forfeited	(902)	\$ 66.81		
Expired	(270)	\$ 38.03		
Outstanding at December 31, 2015	<u>24,341</u>	\$ 57.60	3.88	\$ 993,965,110
Exercisable at December 31, 2015	11,847	\$ 42.17	2.66	\$ 658,732,653
Vested at December 31, 2015 and expected to vest in the future	23,765	\$ 56.96	3.84	\$ 984,746,487

11 Income Taxes

The income tax provision for continuing operations consisted of the following for the years ended December 31:

<u>In millions</u>	<u>2015</u>	<u>2014</u>	<u>2013</u>
Current:			
Federal	\$ 3,065	\$ 2,581	\$ 2,623
State	555	495	437
	<u>3,620</u>	<u>3,076</u>	<u>3,060</u>
Deferred:			
Federal	(180)	(43)	(115)
State	(54)	—	(17)
	<u>(234)</u>	<u>(43)</u>	<u>(132)</u>
Total	\$ <u>3,386</u>	\$ <u>3,033</u>	\$ <u>2,928</u>

The following table is a reconciliation of the statutory income tax rate to the Company's effective income tax rate for continuing operations for the years ended December 31:

	<u>2015</u>	<u>2014</u>	<u>2013</u>
Statutory income tax rate	35.0%	35.0%	35.0%
State income taxes, net of federal tax benefit	4.0	4.3	4.0
Other	0.3	0.2	(0.1)
Effective income tax rate	<u>39.3%</u>	<u>39.5%</u>	<u>38.9%</u>

Notes to Consolidated Financial Statements (continued)

The following table is a summary of the significant components of the Company's deferred tax assets and liabilities as of December 31:

<i><u>In millions</u></i>	<u>2015</u>	<u>2014</u>
Deferred tax assets:		
Lease and rents	\$ 378	\$ 396
Inventory	99	—
Employee benefits	359	311
Allowance for doubtful accounts	279	164
Retirement benefits	105	80
Net operating loss and capital loss carryforwards	115	74
Deferred income	83	261
Other	498	297
Valuation allowance	(115)	(5)
Total deferred tax assets	<u>1,801</u>	<u>1,578</u>
Deferred tax liabilities:		
Inventories	—	(18)
Depreciation and amortization	(6,018)	(4,572)
Total deferred tax liabilities	<u>(6,018)</u>	<u>(4,590)</u>
Net deferred tax liabilities	<u>\$ (4,217)</u>	<u>\$ (3,012)</u>

Net deferred tax assets (liabilities) are presented on the consolidated balance sheets as follows:

<i><u>In millions</u></i>	<u>2015</u>	<u>2014</u>
Deferred tax assets—current	\$ 1,220	\$ 985
Deferred tax assets—noncurrent (included in other assets)	—	39
Deferred tax liabilities—noncurrent	(5,437)	(4,036)
Net deferred tax liabilities	<u>\$ (4,217)</u>	<u>\$ (3,012)</u>

The Company assesses positive and negative evidence to determine whether it is more likely than not some portion of a deferred tax asset would not be realized. When it would not, a valuation allowance is established for such portion of a deferred tax asset. The Company's valuation allowance increased by \$110 million in the current year, a majority of which relates to capital losses assumed in the Omnicare acquisition.

A reconciliation of the beginning and ending amount of unrecognized tax benefits is as follows:

<i><u>In millions</u></i>	<u>2015</u>	<u>2014</u>	<u>2013</u>
Beginning balance	\$ 188	\$ 117	\$ 80
Additions based on tax positions related to the current year	57	32	19
Additions based on tax positions related to prior years	122	70	37
Reductions for tax positions of prior years	(11)	(15)	(1)
Expiration of statutes of limitation	(13)	(15)	(17)
Settlements	(5)	(1)	(1)
Ending balance	<u>\$ 338</u>	<u>\$ 188</u>	<u>\$ 117</u>

The Company and most of its subsidiaries are subject to U.S. federal income tax as well as income tax of numerous state and local jurisdictions. The Company is a participant in the Compliance Assurance Process ("CAP"), which is a voluntary program offered by the Internal Revenue Service ("IRS") under which participating taxpayers work collaboratively with the IRS to identify and resolve potential tax issues through open, cooperative and transparent interaction prior to the filing of their federal income tax. The IRS is currently examining the Company's 2014 and 2015 consolidated U.S. federal income tax returns.

Notes to Consolidated Financial Statements (continued)

The Company and its subsidiaries are also currently under income tax examinations by a number of state and local tax authorities. As of December 31, 2015, no examination has resulted in any proposed adjustments that would result in a material change to the Company's results of operations, financial condition or liquidity.

Substantially all material state and local income tax matters have been concluded for fiscal years through 2010. Although certain state exams will be concluded and certain state statutes will lapse in 2016, the change in the balance of our uncertain tax positions will be immaterial. In addition, it is reasonably possible that the Company's unrecognized tax benefits could significantly change within the next twelve months due to the anticipated conclusion of various examinations with the IRS for various years. An estimate of the range of the possible change cannot be made at this time.

The Company recognizes interest accrued related to unrecognized tax benefits and penalties in income tax expense. The Company recognized interest of approximately \$5 million during the year ended December 31, 2015, \$6 million during the year ended December 31, 2014, and \$4 million during the year ended December 31, 2013. The Company had approximately \$16 million and \$11 million accrued for interest and penalties as of December 31, 2015 and 2014, respectively.

There are no material uncertain tax positions as of December 31, 2015 the ultimate deductibility of which is highly certain but for which there is uncertainty about the timing. If there were, any such items would impact deferred tax accounting only, not the annual effective income tax rate, and would accelerate the payment of cash to the taxing authority to a period earlier than expected.

As of December 31, 2015, the total amount of unrecognized tax benefits that, if recognized, would affect the effective income tax rate is approximately \$292 million, after considering the federal benefit of state income taxes.

12 Commitments and Contingencies

Lease Guarantees

Between 1991 and 1997, the Company sold or spun off a number of subsidiaries, including Bob's Stores, Linens 'n Things, Marshalls, Kay-Bee Toys, Wilsons, This End Up and Footstar. In many cases, when a former subsidiary leased a store, the Company provided a guarantee of the store's lease obligations. When the subsidiaries were disposed of, the Company's guarantees remained in place, although each initial purchaser has agreed to indemnify the Company for any lease obligations the Company was required to satisfy. If any of the purchasers or any of the former subsidiaries were to become insolvent and failed to make the required payments under a store lease, the Company could be required to satisfy these obligations.

As of December 31, 2015, the Company guaranteed approximately 72 such store leases (excluding the lease guarantees related to Linens 'n Things, which are discussed in Note 1), with the maximum remaining lease term extending through 2026. Management believes the ultimate disposition of any of the remaining guarantees will not have a material adverse effect on the Company's consolidated financial condition, results of operations or future cash flows.

Legal Matters

The Company is a party to legal proceedings, investigations and claims in the ordinary course of its business, including the matters described below. The Company records accruals for outstanding legal matters when it believes it is probable that a loss will be incurred and the amount can be reasonably estimated. The Company evaluates, on a quarterly basis, developments in legal matters that could affect the amount of any accrual and developments that would make a loss contingency both probable and reasonably estimable. If a loss contingency is not both probable and estimable, the Company does not establish an accrued liability. None of the Company's accruals for outstanding legal matters are material individually or in the aggregate to the Company's financial position.

The Company's contingencies are subject to significant uncertainties, including, among other factors: (i) the procedural status of pending matters; (ii) whether class action status is sought and certified; (iii) whether asserted claims or allegations will survive dispositive motion practice; (iv) the extent of potential damages, fines or penalties, which are often unspecified or indeterminate; (v) the impact of discovery on the legal process; (vi) whether novel or unsettled legal theories are at issue; (vii) the settlement posture of the parties, and/or (viii) in the case of certain government agency investigations, whether a sealed *qui tam* lawsuit ("whistleblower" action) has been filed and whether the government agency makes a decision to intervene in the lawsuit following investigation.

Notes to Consolidated Financial Statements (continued)

Except as otherwise noted, the Company cannot predict with certainty the timing or outcome of the legal matters described below, and is unable to reasonably estimate a possible loss or range of possible loss in excess of amounts already accrued for these matters.

- Caremark (the term “Caremark” being used herein to generally refer to any one or more PBM subsidiaries of the Company, as applicable) was named in a putative class action lawsuit filed in October 2003 in Alabama state court by John Lauriello, purportedly on behalf of participants in the 1999 settlement of various securities class action and derivative lawsuits against Caremark and others. Other defendants include insurance companies that provided coverage to Caremark with respect to the settled lawsuits. The Lauriello lawsuit seeks approximately \$3.2 billion in compensatory damages plus other non-specified damages based on allegations that the amount of insurance coverage available for the settled lawsuits was misrepresented and suppressed. A similar lawsuit was filed in November 2003 by Frank McArthur, also in Alabama state court, naming as defendants, among others, Caremark and several insurance companies involved in the 1999 settlement. This lawsuit was stayed as a later-filed class action, but McArthur was subsequently allowed to intervene in the Lauriello action. Following the close of class discovery, the trial court entered an Order on August 15, 2012 that granted the plaintiffs’ motion to certify a class pursuant to Alabama Rule of Civil Procedures 23(b)(3) but denied their request that the class also be certified pursuant to Rule 23(b)(1). In addition, the August 15, 2012 Order appointed class representatives and class counsel. On September 12, 2014, the Alabama Supreme Court affirmed the trial court’s August 15, 2012 Order. In November 2015, the trial court ruled on the parties’ motions for summary judgment. The Court granted in part and denied in part plaintiffs’ motion for summary judgment and the Court denied Caremark’s motion for summary judgment. The parties engaged in mediation in January 2016. The case is proceeding and trial is currently scheduled to begin on February 19, 2016.
- Beginning in August 2003, various lawsuits were filed by pharmacies alleging that Caremark and other PBMs were violating certain antitrust laws. In August 2003, Bellevue Drug Co., Robert Schreiber, Inc. d/b/a Burns Pharmacy and Rehn-Huerbinger Drug Co. d/b/a Parkway Drugs #4, together with Pharmacy Freedom Fund and the National Community Pharmacists Association filed a putative class action against Caremark in the United States District Court for the Eastern District of Pennsylvania, seeking treble damages and injunctive relief. This case was initially sent to arbitration based on the contract terms between the pharmacies and Caremark, but later returned to federal court, where it currently remains. In addition, in October 2003, two independent pharmacies, North Jackson Pharmacy, Inc. and C&C, Inc. d/b/a Big C Discount Drugs, Inc., filed three separate putative class action complaints in the United States District Court for the Northern District of Alabama, all seeking treble damages and injunctive relief. One complaint named three Caremark entities as defendants, and the other two complaints named PBM competitors. The North Jackson Pharmacy case against two of the Caremark entities was transferred to the United States District Court for the Northern District of Illinois; the case against the third Caremark entity was sent to arbitration based on contract terms between the pharmacies and that entity. The arbitration was stayed at the parties’ request and later closed by the American Arbitration Association.

In August 2006, the Judicial Panel on Multidistrict Litigation issued an order transferring all related PBM antitrust cases, including the North Jackson Pharmacy cases, to the United States District Court for the Eastern District of Pennsylvania for coordinated and consolidated proceedings with the cases originally filed in that court, including the Bellevue matter. The consolidated action is now known as *In re Pharmacy Benefit Managers Antitrust Litigation*. A motion for class certification filed by the North Jackson Pharmacy plaintiffs against the Caremark defendants in August 2015 is currently pending. In the Bellevue matter, the parties are in the early stages of discovery.

- In February 2006, two substantially similar putative class action lawsuits were filed in the U.S. District Court for the Eastern District of Kentucky, and were consolidated and entitled *Indiana State Dist. Council of Laborers & HOD Carriers Pension & Welfare Fund v. Omnicare, Inc., et al.*, No. 2:06cv26. The consolidated complaint was filed against Omnicare, three of its officers and two of its directors and purported to be brought on behalf of all open-market purchasers of Omnicare common stock from August 3, 2005 through July 27, 2006, as well as all purchasers who bought shares of Omnicare common stock in Omnicare’s public offering in December 2005. The complaint alleged violations of the Securities Exchange Act of 1934 and Section 11 of the Securities Act of 1933 and sought, among other things, compensatory damages and injunctive relief. After dismissals and appeals to the United States Court of Appeals for the Sixth Circuit, the United States Supreme Court remanded the case to the district court. In October 2015, the court granted plaintiffs’ motion to file a third amended complaint. In December 2015, Omnicare filed a motion to dismiss plaintiffs’ third amended complaint.
- In December 2007, the Company received a document subpoena from the Office of Inspector General (“OIG”) within the U.S. Department of Health and Human Services, requesting information relating to the processing of Medicaid and certain other government agency claims on behalf of its clients (which allegedly resulted in underpayments from our

Notes to Consolidated Financial Statements (continued)

pharmacy benefit management clients to the applicable government agencies) on one of the Company's adjudication platforms. In September 2014, the Company settled the OIG's claims, as well as related claims by the Department of Justice and private plaintiffs, without any admission of liability. The Company is in discussions with the OIG concerning other claim processing issues.

- In November 2009, a securities class action lawsuit was filed in the United States District Court for the District of Rhode Island by Richard Medoff, purportedly on behalf of purchasers of CVS Health Corporation stock between May 5, 2009 and November 4, 2009. An amended complaint extended that time period back to October 30, 2008. The lawsuit names the Company and certain officers as defendants and includes allegations of securities fraud relating to public disclosures made by the Company concerning the PBM business and allegations of insider trading. In addition, a shareholder derivative lawsuit was filed by Mark Wuotila in December 2009 in the same court against the directors and certain officers of the Company. This lawsuit, which has remained stayed pending developments in the related securities class action, includes allegations of, among other things, securities fraud, insider trading and breach of fiduciary duties and further alleges that the Company was damaged by the purchase of stock at allegedly inflated prices under its share repurchase program. In January 2011, both lawsuits were transferred to the United States District Court for the District of New Hampshire. In August 2015, the Parties reached an agreement in principle to settle the Medoff action for \$48 million. In September 2015, the Parties filed a joint stipulation seeking preliminary approval for this settlement. Preliminary approval was granted in November 2015 and the final approval hearing occurred in January 2016. The Company denies any wrongdoing, and agreed to a settlement to avoid the burden, uncertainty and distraction of litigation. The settlement will be funded by insurance proceeds. The Wuotila derivative matter remains pending.
- As part of a previously disclosed civil settlement agreement entered into by Omnicare with the U.S. Attorney's Office, for the District of Massachusetts in November 2009, Omnicare also entered into an amended and restated corporate integrity agreement ("CIA") with the OIG with a term of five years from November 2, 2009 with certain provisions continuing for a period after the term. In October 2015, Omnicare received a closure letter from the OIG. The Company is continuing discussions with the OIG around the CIA and its compliance program.
- In March 2010, the Company learned that various State Attorneys General offices and certain other government agencies were conducting a multi-state investigation of certain of the Company's business practices similar to those being investigated at that time by the U.S. Federal Trade Commission ("FTC"). Twenty-eight states, the District of Columbia and the County of Los Angeles are known to be participating in this investigation. The prior FTC investigation, which commenced in August 2009, was officially concluded in May 2012 when the consent order entered into between the FTC and the Company became final. The Company has cooperated with the multi-state investigation.
- In March 2010, the Company received a subpoena from the OIG requesting information about programs under which the Company has offered customers remuneration conditioned upon the transfer of prescriptions for drugs or medications to the Company's pharmacies in the form of gift cards, cash, non-prescription merchandise or discounts or coupons for non-prescription merchandise. The subpoena relates to an investigation of possible false or otherwise improper claims for payment under the Medicare and Medicaid programs. The Company has provided documents and other information in response to this request for information.
- On October 29, 2010, a *qui tam* complaint entitled United States *et al.*, *ex rel.* Banigan and Templin v. Organon USA, Inc., Omnicare, Inc. and PharMerica Corporation, Civil No. 07-12153-RWZ, that had been filed under seal with the U.S. District Court in Boston, Massachusetts, was ordered unsealed by the court. The complaint was brought by James Banigan and Richard Templin, former employees of Organon, as private party *qui tam* relators on behalf of the federal government and several state and local governments. The action alleges civil violations of the False Claims Act based on allegations that Organon and its affiliates paid Omnicare and several other long-term care pharmacies rebates, post-purchase discounts and other forms of remuneration in return for purchasing pharmaceuticals from Organon and taking steps to increase the purchase of Organon's drugs in violation of the Anti-Kickback Statute. The U.S. Department of Justice declined to intervene in this action. The court denied Omnicare's motion to dismiss in June 2012. Discovery is closed in this matter. The Company believes that the allegations are without merit.
- In January 2012, the United States District Court for the Eastern District of Pennsylvania unsealed a first amended *qui tam* complaint filed in August 2011 by an individual relator, Anthony Spay, who is described in the complaint as having once been employed by a firm providing pharmacy prescription benefit audit and recovery services. The complaint seeks monetary damages and alleges that Caremark's processing of Medicare claims on behalf of one of its clients violated the federal False Claims Act. The United States declined to intervene in the lawsuit. In September

Notes to Consolidated Financial Statements (continued)

2015, the Court granted Caremark's motion for summary judgment in its entirety, and entered judgment in favor of Caremark and against Spay. In October 2015, Spay filed a notice of appeal in the United States Court of Appeals for the Third Circuit.

- In November 2012, the Company received a subpoena from the OIG requesting information concerning automatic refill programs used by pharmacies to refill prescriptions for customers. The Company has been cooperating and providing documents and other information in response to this request for information.
- In 2013, Omnicare received subpoenas seeking information regarding Omnicare's nationwide billing practices with regard to National Drug Code overrides and Omnicare's May 2008 acquisition of Pure Service Pharmacy. In 2014, Omnicare received subpoenas seeking information regarding Omnicare's Auto Label Verification system and Omnicare's per diem arrangements. Omnicare has produced documents and provided information in response to these subpoenas and continues to cooperate in the investigations.
- On March 22, 2013, a *qui tam* complaint entitled *United States et al. ex rel. Susan Ruscher v. Omnicare, Inc. et al.*, Civil No. 08-cv-3396, which had been filed under seal in the U.S. District Court for the Southern District of Texas, was unsealed by the court. The complaint was brought by Susan Ruscher as a private party *qui tam* relator on behalf of the federal government and several state governments alleging violations of the federal False Claims Act and analogous state laws based upon allegations that Omnicare's practices relating to customer collections violated the Anti-Kickback Statute. In September 2015, the court granted summary judgment dismissing all claims against Omnicare and denied relator's motion for summary judgment related to Omnicare's counterclaims and thereafter, in October 2015, the court entered a final judgment for Omnicare and stayed trial on the counterclaims pending an appeal from the relator. In October 2015, plaintiffs filed a notice of appeal in the United States Court of Appeals for the Fifth Circuit.
- In March 2014, the Company received a subpoena from the United States Attorney's Office for the District of Rhode Island, requesting documents and information concerning bona fide service fees and rebates received from pharmaceutical manufacturers in connection with certain drugs utilized under Part D of the Medicare Program, as well as the reporting of those fees and rebates to Part D plan sponsors. The Company has been cooperating with the government and providing documents and information in response to the subpoena.
- The U.S. Department of Justice, through the U.S. Attorney's Office for the Western District of Virginia, investigated whether Omnicare's activities in connection with the agreements it had with the manufacturer of the pharmaceutical Depakote violated the False Claims Act or the Anti-Kickback Statute. Omnicare cooperated with this investigation and believes that it has complied with applicable laws and regulations with respect to this matter. In connection with this matter, on December 22, 2014, the U.S. Department of Justice filed a civil complaint-in-intervention in two *qui tam* complaints, entitled *United States, et al., ex rel. Spetter v. Abbott Laboratories, Inc., Omnicare, Inc., and PharMerica Corp.*, No. 1:07-cv-00006 and *United States, et al., ex rel. McCoyd v. Abbott Laboratories, Omnicare, Inc., PharMerica Corp., and Miles White*, No. 1:07-cv-00081, alleging civil violations of the False Claims Act in connection with the manufacturer agreements described above. In July 2015, the parties filed a Joint Motion to Stay the Litigation stating that the parties have reached a proposed resolution of the monetary terms of a potential settlement agreement. These financial terms are contingent on approval by authorized officials at the Department of Justice, negotiation of terms of a settlement agreement, approval and releases from the OIG, the National Association of Medicaid Fraud Control Units, and the Department of Justice, and coordination with discussions with the United States regarding other ongoing matters. While the Company believes that a final settlement will be reached, there can be no assurance that any final settlement agreement will be reached or as to the final terms of such settlement.
- In May 2015, the Company entered into a settlement agreement with the U.S. Attorney's Office for the Middle District of Florida, resolving alleged violations of the Controlled Substances Act ("CSA"). The Company paid a fine of \$22 million in connection with the settlement. The Company is also undergoing several audits by the Drug Enforcement Agency ("DEA") Administrator and is in discussions with the DEA and the U.S. Attorney's Office in several locations concerning allegations that the Company has violated certain requirements of the CSA. Whether agreements can be reached and on what terms is uncertain.
- In May 2015, the Company received a subpoena from the OIG requesting information and documents concerning the Company's automatic refill programs, adherence outreach programs, and pharmacy customer incentives, particularly in connection with claims for reimbursement made to the Minnesota Medicaid program. The Company has been cooperating with the investigation and providing information in response to the subpoena.

Notes to Consolidated Financial Statements (continued)

- In July 2015, the U.S. District Court in the District of Massachusetts dismissed all claims alleged in a *qui tam* lawsuit that had been brought against the Company by a pharmacy auditor and a former CVS pharmacist. The lawsuit, which was initially filed under seal in 2011, alleged that the Company violated the federal False Claims Act, as well as the false claims acts of several states, by overcharging state and federal governments in connection with prescription drugs available through the Company's Health Savings Pass program, a membership-based program that allows enrolled customers special pricing for typical 90-day supplies of various generic prescription drugs. The federal government had declined to intervene in the case. The plaintiffs are appealing the dismissal to the U.S. Court of Appeals for First Circuit.
- On July 27, 2015, a consolidated class action complaint was filed by plaintiffs naming Omnicare, the members of the Omnicare Board of Directors, CVS Health, CVS Pharmacy, Inc. and its merger subsidiary as defendants. The complaint alleged that the members of the Omnicare Board of Directors breached their fiduciary duties to Omnicare's stockholders during merger negotiations by entering into the merger agreement and approving the merger, and the CVS parties aided and abetted such breaches of fiduciary duties. In September 2015, the court granted plaintiffs' voluntary notice of dismissal of all allegations against the defendants.
- The Attorney General of the State of Texas issued civil investigative demands and other requests in February 2012, May 2014, and May 2015, and has continued its investigation concerning the Health Savings Pass program and other pricing practices with respect to claims for reimbursement from the Texas Medicaid program.
- In July and September 2015, two related putative class actions, Corcoran *et al.* v. CVS Health Corp., and Podgorny *et al.* v. CVS Health Corp., were filed against the Company in the United States District Court in the Northern District of California and the Northern District of Illinois, respectively. The two cases have been consolidated in United States District Court in the Northern District of California. The consolidated second amended complaint alleges that plaintiffs overpaid for prescriptions for generic drugs filled at CVS pharmacies. The plaintiffs seek damages and injunctive relief under the consumer protection statutes and common laws of certain states. The Company has moved to dismiss the second amended complaint.
- In September 2015, Omnicare was served with an administrative subpoena by the DEA. The subpoena seeks documents related to controlled substance policies, procedures, and practices at eight pharmacy locations from May 2012 to present. The Company has been cooperating and providing documents in response to this administrative subpoena.
- In October 2015, Omnicare received a Civil Investigative Demand from the United States Attorney's Office for the Southern District of New York requesting information and documents concerning Omnicare's cycle fill process for assisted living facilities. The Company has been cooperating with the government and providing documents and information in response to the Civil Investigative Demand.
- In October 2015, the Company received from the U.S. Department of Justice a Civil Investigative Demand requesting documents and information in connection with a False Claims Act investigation concerning allegations that the Company submitted, or caused to be submitted, to the Medicare Part D program prescription drug event data that misrepresented true prices paid by the Company's PBM to pharmacies for drugs dispensed to Part D beneficiaries with prescription benefits administered by the Company's PBM. The Company has been cooperating with the government and providing documents and information in response to the Civil Investigative Demand.
- In November 2015, the United States District Court for the Eastern District of Pennsylvania unsealed a second amended *qui tam* complaint filed in September 2015, in an action captioned The United States of America *et al.* *ex rel.* Sally Schimelpfeinig and John Segura v. Dr. Reddy's Laboratories Limited *et al.* The U.S. Department of Justice declined to intervene in this action. The relators allege that the Company, Walgreens, Wal-Mart, and Dr. Reddy's Laboratories violated the federal and various state False Claims Acts by dispensing prescriptions in unit dose packaging supplied by Dr. Reddy's that was not compliant with the Consumer Product Safety Improvement Act and the Poison Preventive Packaging Act and thereby allegedly rendering the drugs misbranded under the Food, Drug & Cosmetic Act.

The Company is also a party to other legal proceedings, government investigations, inquiries and audits arising in the normal course of its business, none of which is expected to be material to the Company. The Company can give no assurance, however, that its business, financial condition and results of operations will not be materially adversely affected, or that the Company will not be required to materially change its business practices, based on: (i) future enactment of new health care or other laws or regulations; (ii) the interpretation or application of existing laws or regulations as they may relate to the Company's

Notes to Consolidated Financial Statements (continued)

business, the pharmacy services, retail pharmacy, long-term care pharmacy or retail clinic industries or to the health care industry generally; (iii) pending or future federal or state governmental investigations of the Company's business or the pharmacy services, retail pharmacy, long-term care pharmacy or retail clinic industry or of the health care industry generally; (iv) pending or future government enforcement actions against the Company; (v) adverse developments in any pending *qui tam* lawsuit against the Company, whether sealed or unsealed, or in any future *qui tam* lawsuit that may be filed against the Company; or (vi) adverse developments in pending or future legal proceedings against the Company or affecting the pharmacy services, retail pharmacy, long-term care pharmacy or retail clinic industry or the health care industry generally.

13 Segment Reporting

The Company currently has three reportable segments: Pharmacy Services, Retail/LTC and Corporate. The Retail/LTC Segment includes the operating results of the Company's Retail Pharmacy and LTC operating segments as the operations and economics characteristics are similar. The Company's segments maintain separate financial information for which operating results are evaluated on a regular basis by the Company's chief operating decision maker in deciding how to allocate resources and in assessing performance.

The Company evaluates its Pharmacy Services and Retail/LTC segment performance based on net revenue, gross profit and operating profit before the effect of nonrecurring charges and certain intersegment activities. The Company evaluates the performance of its Corporate Segment based on operating expenses before the effect of discontinued operations, nonrecurring charges, and certain intersegment activities. See Note 1 for a description of the Pharmacy Services, Retail/LTC and Corporate segments and related significant accounting policies.

The following table is a reconciliation of the Company's business segments to the consolidated financial statements:

<u>In millions</u>	Pharmacy Services Segment ⁽¹⁾⁽²⁾	Retail/LTC Segment ⁽²⁾	Corporate Segment	Intersegment Eliminations ⁽²⁾	Consolidated Totals
2015:					
Net revenues	\$ 100,363	\$ 72,007	\$ —	\$ (19,080)	\$ 153,290
Gross profit	5,227	21,992	—	(691)	26,528
Operating profit ⁽⁴⁾	3,989	7,130	(1,037)	(628)	9,454
Depreciation and amortization	654	1,336	102	—	2,092
Additions to property and equipment	359	1,883	125	—	2,367
2014:					
Net revenues	\$ 88,440	\$ 67,798	\$ —	\$ (16,871)	\$ 139,367
Gross profit	4,771	21,277	—	(681)	25,367
Operating profit	3,514	6,762	(796)	(681)	8,799
Depreciation and amortization	630	1,205	96	—	1,931
Additions to property and equipment	308	1,745	83	—	2,136
2013:					
Net revenues	\$ 76,208	\$ 65,618	\$ —	\$ (15,065)	\$ 126,761
Gross profit	4,237	20,112	—	(566)	23,783
Operating profit ⁽⁴⁾	3,086	6,268	(751)	(566)	8,037
Depreciation and amortization	560	1,217	93	—	1,870
Additions to property and equipment	313	1,610	61	—	1,984

(1) Net revenues of the Pharmacy Services Segment include approximately \$8.9 billion, \$8.1 billion and \$7.9 billion of Retail Co-Payments for 2015, 2014 and 2013, respectively. See Note 1 to the consolidated financial statements for additional information about Retail Co-Payments.

(2) Intersegment eliminations relate to intersegment revenue generating activities that occur between the Pharmacy Services Segment and the Retail/LTC Segment. These occur in the following ways: when members of Pharmacy Services Segment clients ("members") fill prescriptions at retail stores to purchase covered products, when members enrolled in programs such as Maintenance Choice[®] elect to pick up maintenance prescriptions at a retail drugstore instead of receiving them through the mail, or when members have prescriptions filled at long-term care facilities. When these occur, both the Pharmacy Services and Retail/LTC segments record the revenues, gross profit and operating profit on a standalone basis.

(3) For the year ended December 31, 2015, the Corporate Segment operating loss includes \$156 million of acquisition-related transaction and integration costs and a \$90 million charge related to a legacy lawsuit challenging the 1999 legal settlement by MedPartners of various securities class actions and a related derivative claim.

(4) Consolidated operating profit for the year ended December 31, 2013 includes a \$72 million gain on a legal settlement, of which, \$11 million is included in the Pharmacy Services Segment and \$61 million is included in the Retail/LTC Segment.

Notes to Consolidated Financial Statements (continued)

14 Earnings Per Share

The following is a reconciliation of basic and diluted earnings per share from continuing operations for the respective years:

<u><i>In millions, except per share amounts</i></u>	<u>2015</u>	<u>2014</u>	<u>2013</u>
Numerator for earnings per share calculation:			
Income from continuing operations attributable to common stockholders ⁽¹⁾	\$ 5,202	\$ 4,626	\$ 4,600
Denominator for earnings per share calculation:			
Weighted average shares, basic	1,118	1,161	1,217
Effect of dilutive securities	8	8	9
Weighted average shares, diluted	<u>1,126</u>	<u>1,169</u>	<u>1,226</u>
Earnings per share from continuing operations:			
Basic	\$ 4.65	\$ 3.98	\$ 3.78
Diluted	\$ 4.62	\$ 3.96	\$ 3.75

(1) Comprised of income from continuing operations less amounts allocable to participating securities of \$27 million and \$19 million for the years ended December 31, 2015 and 2014, respectively.

15 Quarterly Financial Information (Unaudited)

<u><i>In millions, except per share amounts</i></u>	<u>First Quarter</u>	<u>Second Quarter</u>	<u>Third Quarter</u>	<u>Fourth Quarter</u>	<u>Year</u>
2015:					
Net revenues	\$ 36,332	\$ 37,169	\$ 38,644	\$ 41,145	\$ 153,290
Gross profit	6,164	6,402	6,661	7,301	26,528
Operating profit	2,132	2,262	2,331	2,729	9,454
Income from continuing operations	1,221	1,272	1,237	1,500	5,230
Income (loss) from discontinued operations, net of tax	—	—	10	(1)	9
Net income attributable to CVS Health	1,221	1,272	1,246	1,498	5,237
Basic earnings per share:					
Income from continuing operations attributable to CVS Health	\$ 1.08	\$ 1.13	\$ 1.10	\$ 1.35	\$ 4.65
Income (loss) from discontinued operations attributable to CVS Health	\$ —	\$ —	\$ 0.01	\$ —	\$ 0.01
Net income attributable to CVS Health	\$ 1.08	\$ 1.13	\$ 1.11	\$ 1.35	\$ 4.66
Diluted earnings per share:					
Income from continuing operations attributable to CVS Health	\$ 1.07	\$ 1.12	\$ 1.10	\$ 1.34	\$ 4.62
Income (loss) from discontinued operations attributable to CVS Health	\$ —	\$ —	\$ 0.01	\$ —	\$ 0.01
Net income attributable to CVS Health	\$ 1.07	\$ 1.12	\$ 1.11	\$ 1.34	\$ 4.63
Dividends per share	\$ 0.350	\$ 0.350	\$ 0.350	\$ 0.350	\$ 1.40
Stock price: (New York Stock Exchange)					
High	\$ 104.56	\$ 106.47	\$ 113.45	\$ 105.29	\$ 113.45
Low	\$ 94.16	\$ 98.74	\$ 95.12	\$ 91.56	\$ 91.56

Notes to Consolidated Financial Statements (continued)

<u><i>In millions, except per share amounts</i></u>	<u>First Quarter</u>	<u>Second Quarter</u>	<u>Third Quarter</u>	<u>Fourth Quarter</u>	<u>Year</u>
2014:					
Net revenues	\$ 32,689	\$ 34,602	\$ 35,021	\$ 37,055	\$ 139,367
Gross profit	5,942	6,324	6,468	6,633	25,367
Operating profit	2,024	2,208	2,246	2,321	8,799
Income from continuing operations	1,129	1,246	948	1,322	4,645
Loss from discontinued operations, net of tax	—	—	—	(1)	(1)
Net income attributable to CVS Health	1,129	1,246	948	1,321	4,644
Basic earnings per share:					
Income from continuing operations attributable to CVS Health	\$ 0.96	\$ 1.07	\$ 0.82	\$ 1.15	\$ 3.98
Loss from discontinued operations attributable to CVS Health	\$ —	\$ —	\$ —	\$ —	\$ —
Net income attributable to CVS Health	\$ 0.96	\$ 1.07	\$ 0.82	\$ 1.15	\$ 3.98
Diluted earnings per share:					
Income from continuing operations attributable to CVS Health	\$ 0.95	\$ 1.06	\$ 0.81	\$ 1.14	\$ 3.96
Loss from discontinued operations attributable to CVS Health	\$ —	\$ —	\$ —	\$ —	\$ —
Net income attributable to CVS Health	\$ 0.95	\$ 1.06	\$ 0.81	\$ 1.14	\$ 3.96
Dividends per share	\$ 0.275	\$ 0.275	\$ 0.275	\$ 0.275	\$ 1.10
Stock price: (New York Stock Exchange)					
High	\$ 76.36	\$ 79.43	\$ 82.57	\$ 98.62	\$ 98.62
Low	\$ 64.95	\$ 72.37	\$ 74.69	\$ 77.40	\$ 64.95

Five-Year Financial Summary

<u><i>In millions, except per share amounts</i></u>	<u>2015</u>	<u>2014</u>	<u>2013</u>	<u>2012</u>	<u>2011</u>
Statement of operations data:					
Net revenues	\$ 153,290	\$ 139,367	\$ 126,761	\$ 123,120	\$ 107,080
Gross profit	26,528	25,367	23,783	22,488	20,562
Operating expenses	17,074	16,568	15,746	15,278	14,231
Operating profit	9,454	8,799	8,037	7,210	6,331
Interest expense, net	838	600	509	557	584
Loss on early extinguishment of debt	—	521	—	348	—
Income tax provision ⁽¹⁾	3,386	3,033	2,928	2,436	2,258
Income from continuing operations	5,230	4,645	4,600	3,869	3,489
Income (loss) from discontinued operations, net of tax	9	(1)	(8)	(7)	(31)
Net income	5,239	4,644	4,592	3,862	3,458
Net (income) loss attributable to noncontrolling interest	(2)	—	—	2	4
Net income attributable to CVS Health	<u>\$ 5,237</u>	<u>\$ 4,644</u>	<u>\$ 4,592</u>	<u>\$ 3,864</u>	<u>\$ 3,462</u>
Per share data:					
Basic earnings per share:					
Income from continuing operations attributable to CVS Health	\$ 4.65	\$ 3.98	\$ 3.78	\$ 3.05	\$ 2.61
Income (loss) from discontinued operations attributable to CVS Health	\$ 0.01	\$ —	\$ (0.01)	\$ (0.01)	\$ (0.02)
Net income attributable to CVS Health	\$ 4.66	\$ 3.98	\$ 3.77	\$ 3.04	\$ 2.59
Diluted earnings per share:					
Income from continuing operations attributable to CVS Health	\$ 4.62	\$ 3.96	\$ 3.75	\$ 3.02	\$ 2.59
Income (loss) from discontinued operations attributable to CVS Health	\$ 0.01	\$ —	\$ (0.01)	\$ (0.01)	\$ (0.02)
Net income attributable to CVS Health	\$ 4.63	\$ 3.96	\$ 3.74	\$ 3.02	\$ 2.57
Cash dividends per share	\$ 1.40	\$ 1.10	\$ 0.90	\$ 0.65	\$ 0.50
Balance sheet and other data:					
Total assets ⁱⁱⁱ	\$ 93,657	\$ 74,187	\$ 71,452	\$ 66,167	\$ 64,794
Long-term debt ⁱⁱⁱ	\$ 26,267	\$ 11,630	\$ 12,767	\$ 9,079	\$ 9,150
Total shareholders' equity	\$ 37,203	\$ 37,963	\$ 37,938	\$ 37,653	\$ 38,014
Number of stores (at end of year)	9,681	7,866	7,702	7,508	7,388

(1) As of June 30, 2015, the Company early adopted Accounting Standard Update No. 2015-03, *Simplifying the Presentation of Debt Issuance Costs* (Topic 835-30) issued by the Financial Accounting Standards Board in April 2015. The effect of the adoption on the Company's consolidated balance sheet is a reduction in noncurrent assets and long-term debt of \$65 million, \$74 million, \$54 million and \$58 million as of December 31, 2014, 2013, 2012 and 2011, respectively.

Report of Independent Registered Public Accounting Firm

The Board of Directors and Shareholders of CVS Health Corporation

We have audited the accompanying consolidated balance sheets of CVS Health Corporation as of December 31, 2015 and 2014, and the related consolidated statements of income, comprehensive income, shareholders' equity, and cash flows for each of the three years in the period ended December 31, 2015. These financial statements are the responsibility of the Company's management. Our responsibility is to express an opinion on these financial statements based on our audits.

We conducted our audits in accordance with the standards of the Public Company Accounting Oversight Board (United States). Those standards require that we plan and perform the audit to obtain reasonable assurance about whether the financial statements are free of material misstatement. An audit includes examining, on a test basis, evidence supporting the amounts and disclosures in the financial statements. An audit also includes assessing the accounting principles used and significant estimates made by management, as well as evaluating the overall financial statement presentation. We believe that our audits provide a reasonable basis for our opinion.

In our opinion, the financial statements referred to above present fairly, in all material respects, the consolidated financial position of CVS Health Corporation at December 31, 2015 and 2014, and the consolidated results of its operations and its cash flows for each of the three years in the period ended December 31, 2015, in conformity with U.S. generally accepted accounting principles.

As discussed in Note 2 to the consolidated financial statements, the Company has elected changes its methods of accounting for front store inventories in the Retail/LTC Segment effective January 1, 2015.

We also have audited, in accordance with the standards of the Public Company Accounting Oversight Board (United States), CVS Health Corporation's internal control over financial reporting as of December 31, 2015, based on criteria established in Internal Control-Integrated Framework issued by the Committee of Sponsoring Organizations of the Treadway Commission (2013 framework) and our report dated February 9, 2016 expressed an unqualified opinion thereon.

/s/ Ernst & Young LLP

Boston, Massachusetts
February 9, 2016

SUBSIDIARIES OF THE REGISTRANT

As of December 31, 2015, CVS Health Corporation had the following significant subsidiaries:

Caremark, L.L.C. (a California limited liability company)
CaremarkPCS Health, L.L.C. (a Delaware limited liability company)
Caremark Rx, L.L.C. (a Delaware limited liability company)⁽¹⁾
CVS Caremark Part D Services, L.L.C. (a Delaware limited liability company)
CVS Pharmacy, Inc. (a Rhode Island corporation)⁽²⁾
Omnicare, Inc. (a Delaware corporation)⁽³⁾
SilverScript Insurance Company (a Tennessee corporation)

- (1) Caremark Rx, L.L.C., the parent of the Registrant's pharmacy services subsidiaries, is the immediate or indirect parent of many mail order, pharmacy benefit management, infusion, Medicare Part D, insurance, specialty mail and retail specialty pharmacy subsidiaries, all of which operate in the United States and its territories.
- (2) CVS Pharmacy, Inc. is the immediate or indirect parent of approximately 48 entities that operate drugstores, all of which drugstores are in the United States and its territories except approximately 44 drugstores that are operated by Drogaria Onofre Ltda., a Brazil limited liability company that is an indirect subsidiary of CVS Pharmacy, Inc.
- (3) Omnicare, Inc., the parent of the Registrant's long-term care subsidiaries, is the immediate or indirect parent of many long-term care subsidiaries, all of which operate in the United States and its territories.

Consent of Independent Registered Public Accounting Firm

We consent to the incorporation by reference in the following Registration Statements:

- (1) Registration Statements (Form S-3ASR Nos. 333-187440 and 333-200217, and Form S-3 No. 333-205156) of CVS Health Corporation, and
- (2) Registration Statements (Form S-8 Nos. 333-49407, 333-34927, 333-28043, 333-91253, 333-63664, 333-139470, 333-141481, 333- 167746 and 333-208805) of CVS Health Corporation;

of our reports dated February 9, 2016, with respect to the consolidated financial statements of CVS Health Corporation and the effectiveness of internal control over financial reporting of CVS Health Corporation, incorporated by reference in this Annual Report (Form 10-K) of CVS Health Corporation for the year ended December 31, 2015.

/s/ Ernst & Young LLP

Boston, Massachusetts
February 9, 2016

Certification Pursuant to Section 302 of the Sarbanes-Oxley Act of 2002

I, Larry J. Merlo, President and Chief Executive Officer of CVS Health Corporation, certify that:

1. I have reviewed this annual report on Form 10-K of CVS Health Corporation:
2. Based on my knowledge, this report does not contain any untrue statement of a material fact or omit to state a material fact necessary to make the statements made, in light of the circumstances under which such statements were made, not misleading with respect to the period covered by this report;
3. Based on my knowledge, the financial statements, and other financial information included in this report, fairly present in all material respects the financial condition, results of operations and cash flows of the registrant as of, and for, the periods presented in this report;
4. The registrant's other certifying officer and I are responsible for establishing and maintaining disclosure controls and procedures (as defined in Exchange Act Rules 13a-15(e) and 15d-15(e)) and internal control over financial reporting (as defined in Exchange Act Rules 13a-15(f) and 15d-15(f)) for the registrant and have:
 - (a) Designed such disclosure controls and procedures or caused such disclosure controls and procedures to be designed under our supervision, to ensure that material information relating to the registrant, including its consolidated subsidiaries, is made known to us by others within those entities, particularly during the period in which this report is being prepared;
 - (b) Designed such internal control over financial reporting, or caused such internal control over financial reporting to be designed under our supervision, to provide reasonable assurance regarding the reliability of financial reporting and the preparation of financial statements for external purposes in accordance with generally accepted accounting principles;
 - (c) Evaluated the effectiveness of the registrant's disclosure controls and procedures and presented in this report our conclusions about the effectiveness of the disclosure controls and procedures, as of the end of the period covered by this report based on such evaluation; and
 - (d) Disclosed in this report any change in the registrant's internal control over financial reporting that occurred during the registrant's most recent fiscal quarter that has materially affected, or is reasonably likely to materially affect, the registrant's internal control over financial reporting; and
5. The registrant's other certifying officer and I have disclosed, based on our most recent evaluation of internal control over financial reporting, to the registrant's auditors and the audit committee of the registrant's board of directors:
 - (a) All significant deficiencies and material weaknesses in the design or operation of internal control over financial reporting which are reasonably likely to adversely affect the registrant's ability to record, process, summarize and report financial information; and
 - (b) Any fraud, whether or not material, that involves management or other employees who have a significant role in the registrant's internal control over financial reporting.

Date: February 9, 2016

By: _____ /s/ LARRY J. MERLO
 Larry J. Merlo
 President and
 Chief Executive Officer

**CERTIFICATION PURSUANT TO 18 U.S.C. SECTION 1350,
AS ADOPTED PURSUANT TO
SECTION 906 OF THE SARBANES-OXLEY ACT OF 2002**

The certification set forth below is being submitted in connection with the Annual Report of CVS Health Corporation (the "Company") on Form 10-K for the period ended December 31, 2015 (the "Report"), for the purpose of complying with Rule 13(a)-14(b) or Rule 15d-14(b) of the Securities Exchange Act of 1934 (the "Exchange Act") and Section 1350 of Chapter 63 of Title 18 of the United States Code.

I, Larry J. Merlo, President and Chief Executive Officer of the Company, certify that, to the best of my knowledge:

- (1) The Report fully complies with the requirements of Section 13(a) or 15(d) of the Exchange Act; and
- (2) The information contained in the Report fairly presents, in all material respects, the financial condition and result of operations of the Company.

February 9, 2016

/s/ LARRY J. MERLO

Larry J. Merlo
President and
Chief Executive Officer

**CERTIFICATION PURSUANT TO 18 U.S.C. SECTION 1350,
AS ADOPTED PURSUANT TO
SECTION 906 OF THE SARBANES-OXLEY ACT OF 2002**

The certification set forth below is being submitted in connection with the Annual Report of CVS Health Corporation (the "Company") on Form 10-K for the period ended December 31, 2015 (the "Report"), for the purpose of complying with Rule 13(a)-14(b) or Rule 15d-14(b) of the Securities Exchange Act of 1934 (the "Exchange Act") and Section 1350 of Chapter 63 of Title 18 of the United States Code.

I, David M. Denton, Executive Vice President and Chief Financial Officer of the Company, certify that, to the best of my knowledge:

- (1) The Report fully complies with the requirements of Section 13(a) or 15(d) of the Exchange Act; and
- (2) The information contained in the Report fairly presents, in all material respects, the financial condition and result of operations of the Company.

February 9, 2016

/s/ DAVID M. DENTON

David M. Denton
Executive Vice President and Chief Financial Officer

**Document and Entity
Information - USD (\$)**

12 Months Ended

Dec. 31, 2015 Feb. 03, 2016 Jun. 30, 2015

Document and Entity Information

<u>Entity Registrant Name</u>	CVS HEALTH CORP		
<u>Entity Central Index Key</u>	0000064803		
<u>Document Type</u>	10-K		
<u>Document Period End Date</u>	Dec. 31, 2015		
<u>Amendment Flag</u>	false		
<u>Current Fiscal Year End Date</u>	--12-31		
<u>Entity Well-known Seasoned Issuer</u>	No		
<u>Entity Voluntary Filers</u>	No		
<u>Entity Current Reporting Status</u>	Yes		
<u>Entity Filer Category</u>	Large Accelerated Filer		
<u>Entity Public Float</u>			\$ 116,868,242,939
<u>Entity Common Stock, Shares Outstanding</u>		1,098,490,835	
<u>Document Fiscal Year Focus</u>	2015		
<u>Document Fiscal Period Focus</u>	FY		

**Consolidated Statements of
Income - USD (\$)
shares in Millions, \$ in
Millions**

12 Months Ended

**Dec. 31, Dec. 31, Dec. 31,
2015 2014 2013**

Income Statement [Abstract]

<u>Net revenues</u>	\$ 153,290	\$ 139,367	\$ 126,761
<u>Cost of revenues</u>	126,762	114,000	102,978
<u>Gross profit</u>	26,528	25,367	23,783
<u>Operating expenses</u>	17,074	16,568	15,746
<u>Operating profit</u>	9,454	8,799	8,037
<u>Interest expense, net</u>	838	600	509
<u>Loss on early extinguishment of debt</u>	0	521	0
<u>Income before income tax provision</u>	8,616	7,678	7,528
<u>Income tax provision</u>	3,386	3,033	2,928
<u>Income from continuing operations</u>	5,230	4,645	4,600
<u>Income (loss) from discontinued operations, net of tax</u>	9	(1)	(8)
<u>Net income</u>	5,239	4,644	4,592
<u>Net income attributable to noncontrolling interest</u>	(2)	0	0
<u>Net income attributable to CVS Health</u>	\$ 5,237	\$ 4,644	\$ 4,592
<u>Basic earnings per share:</u>			
<u>Income from continuing operations attributable to CVS Caremark (in dollars per share)</u>	\$ 4.65	\$ 3.98	\$ 3.78
<u>Loss from discontinued operations attributable to CVS Caremark (in dollars per share)</u>	0.01	0.00	(0.01)
<u>Net income attributable to CVS Caremark (in dollars per share)</u>	\$ 4.66	\$ 3.98	\$ 3.77
<u>Weighted average common shares outstanding (in shares)</u>	1,118	1,161	1,217
<u>Diluted earnings per share:</u>			
<u>Income from continuing operations attributable to CVS Caremark (in dollars per share)</u>	\$ 4.62	\$ 3.96	\$ 3.75
<u>Loss from discontinued operations attributable to CVS Caremark (in dollars per share)</u>	0.01	0.00	(0.01)
<u>Net income attributable to CVS Caremark (in dollars per share)</u>	\$ 4.63	\$ 3.96	\$ 3.74
<u>Weighted average common shares outstanding (in shares)</u>	1,126	1,169	1,226
<u>Dividends declared per common share (in dollars per share)</u>	\$ 1.40	\$ 1.10	\$ 0.9

**Consolidated Statements of
Comprehensive Income -
USD (\$)
\$ in Millions**

12 Months Ended

Dec. 31, 2015 Dec. 31, 2014 Dec. 31, 2013

Statement of Comprehensive Income [Abstract]

<u>Net income</u>	\$ 5,239	\$ 4,644	\$ 4,592
<u>Other comprehensive income (loss):</u>			
<u>Foreign currency translation adjustments, net of tax</u>	(100)	(35)	(30)
<u>Net cash flow hedges, net of tax</u>	2	4	3
<u>Pension and other postretirement benefits, net of tax</u>	(43)	(37)	59
<u>Net other comprehensive income (loss)</u>	(141)	(68)	32
<u>Comprehensive income</u>	5,098	4,576	4,624
<u>Comprehensive income attributable to noncontrolling interest</u>	(2)	0	0
<u>Comprehensive income attributable to CVS Health</u>	\$ 5,096	\$ 4,576	\$ 4,624

Consolidated Balance Sheets
- USD (\$)
\$ in Millions

	Dec. 31, 2015	Dec. 31, 2014
<u>Assets:</u>		
<u>Cash and cash equivalents</u>	\$ 2,459	\$ 2,481
<u>Short-term investments</u>	88	34
<u>Accounts receivable, net</u>	11,888	9,687
<u>Inventories</u>	14,001	11,930
<u>Deferred income taxes</u>	1,220	985
<u>Other current assets</u>	722	866
<u>Total current assets</u>	30,378	25,983
<u>Property and equipment, net</u>	9,855	8,843
<u>Goodwill</u>	38,106	28,142
<u>Intangible assets, net</u>	13,878	9,774
<u>Other assets</u>	1,440	1,445
<u>Total assets</u>	93,657	74,187
<u>Liabilities:</u>		
<u>Accounts payable</u>	7,490	6,547
<u>Claims and discounts payable</u>	7,653	5,404
<u>Accrued expenses</u>	6,829	5,816
<u>Short-term debt</u>	0	685
<u>Current portion of long-term debt</u>	1,197	575
<u>Total current liabilities</u>	23,169	19,027
<u>Long-term debt</u>	26,267	11,630
<u>Deferred income taxes</u>	5,437	4,036
<u>Other long-term liabilities</u>	1,542	1,531
<u>Commitments and contingencies</u>	0	0
<u>Redeemable noncontrolling interest</u>	39	0
<u>Shareholders' equity:</u>		
<u>Preferred stock, par value \$0.01: 0.1 shares authorized; none issued or outstanding</u>	0	
<u>Common stock, par value \$0.01: 3,200 shares authorized, 1,699 shares issued and 1,101 shares outstanding at December 31, 2015 and 1,691 shares issued and 1,140 shares outstanding at December 31, 2014</u>	17	17
<u>Treasury stock, at cost: 597 shares at December 31, 2015 and 550 shares at December 31, 2014</u>	(28,886)	(24,078)
<u>Shares held in trust: 1 share at December 31, 2015 and 2014</u>	(31)	(31)
<u>Capital surplus</u>	30,948	30,418
<u>Retained earnings</u>	35,506	31,849
<u>Accumulated other comprehensive income (loss)</u>	(358)	(217)
<u>Total CVS Health shareholders' equity</u>	37,196	37,958
<u>Noncontrolling interest</u>	7	5
<u>Total shareholders' equity</u>	37,203	37,963
<u>Total liabilities and shareholders' equity</u>	\$ 93,657	\$ 74,187

**Consolidated Balance Sheets
(Parenthetical) - \$ / shares**

Dec. 31, 2015 Dec. 31, 2014

Statement of Financial Position [Abstract]

<u>Preferred Stock, par value (in dollars per share)</u>	\$ 0.01	\$ 0.01
<u>Preferred Stock, shares authorized</u>	100,000.0	100,000.0
<u>Preferred Stock, shares issued</u>	0	0
<u>Preferred Stock, shares outstanding</u>	0	0
<u>Common Stock, par value (in dollars per share)</u>	\$ 0.01	\$ 0.01
<u>Common Stock, shares authorized</u>	3,200,000,000	3,200,000,000
<u>Common Stock, shares issued</u>	1,699,000,000	1,691,000,000
<u>Common Stock, shares outstanding</u>	1,101,000,000	1,140,000,000
<u>2014</u>	597,000,000	550,000,000
<u>Shares held in trust: 1 share at December 31, 2015 and 2014</u>	1,000,000	1,000,000

**Consolidated Statements of
Cash Flows - USD (\$)
\$ in Millions**

12 Months Ended

**Dec. 31, Dec. 31, Dec. 31,
2015 2014 2013**

Cash flows from operating activities:

<u>Cash receipts from customers</u>	\$ 148,954	\$ 132,406	\$ 114,993
<u>Cash paid for inventory and prescriptions dispensed by retail network pharmacies</u>	(122,498)	(105,362)	(91,178)
<u>Cash paid to other suppliers and employees</u>	(14,162)	(15,344)	(14,295)
<u>Interest received</u>	21	15	8
<u>Interest paid</u>	(629)	(647)	(534)
<u>Income taxes paid</u>	(3,274)	(2,931)	(3,211)
<u>Net cash provided by operating activities</u>	8,412	8,137	5,783

Cash flows from investing activities:

<u>Purchases of property and equipment</u>	(2,367)	(2,136)	(1,984)
<u>Proceeds from sale -leaseback transactions</u>	411	515	600
<u>Proceeds from sale of property and equipment and other assets</u>	35	11	54
<u>Acquisitions (net of cash acquired) and other investments</u>	(11,475)	(2,439)	(415)
<u>Purchase of available-for-sale investments</u>	(267)	(157)	(226)
<u>Maturity of available-for-sale investments</u>	243	161	136
<u>Net cash used in investing activities</u>	(13,420)	(4,045)	(1,835)

Cash flows from financing activities:

<u>Increase (decrease) in short-term debt</u>	(685)	685	(690)
<u>Proceeds from issuance of long-term debt</u>	14,805	1,483	3,964
<u>Repayments of long-term debt</u>	(2,902)	(3,100)	0
<u>Payment of contingent consideration</u>	(58)	0	0
<u>Dividends paid</u>	(1,576)	(1,288)	(1,097)
<u>Proceeds from exercise of stock options</u>	299	421	500
<u>Excess tax benefits from stock-based compensation</u>	127	106	62
<u>Repurchase of common stock</u>	(5,001)	(4,001)	(3,976)
<u>Other</u>	(3)	0	0
<u>Net cash provided by (used in) financing activities</u>	5,006	(5,694)	(1,237)
<u>Effect of exchange rate changes on cash and cash equivalents</u>	(20)	(6)	3
<u>Net increase (decrease) in cash and cash equivalents</u>	(22)	(1,608)	2,714
<u>Cash and cash equivalents at the beginning of the year</u>	2,481	4,089	1,375
<u>Cash and cash equivalents at the end of the year</u>	2,459	2,481	4,089

Reconciliation of net income to net cash provided by operating activities:

<u>Net income</u>	5,239	4,644	4,592
-------------------	-------	-------	-------

Adjustments required to reconcile net income to net cash provided by operating activities:

<u>Depreciation and amortization</u>	2,092	1,931	1,870
<u>Stock-based compensation</u>	230	165	141
<u>Loss on early extinguishment of debt</u>	0	521	0
<u>Deferred income taxes and other noncash items</u>	(266)	(58)	(86)

Change in operating assets and liabilities, net of effects from acquisitions:

<u>Accounts receivable, net</u>	(1,594)	(737)	(2,210)
<u>Inventories</u>	(1,141)	(770)	12

<u>Other current assets</u>	355	(383)	105
<u>Other assets</u>	2	9	(135)
<u>Accounts payable and claims and discounts payable</u>	2,834	1,742	1,024
<u>Accrued expenses</u>	765	1,060	471
<u>Other long-term liabilities</u>	(104)	13	(1)
<u>Net cash provided by operating activities</u>	\$ 8,412	\$ 8,137	\$ 5,783

Consolidated Statements of Shareholders' Equity - USD (\$) shares in Thousands, \$ in Millions	Total	Common Stock	Treasury Stock	Shares Held in Trust	Capital Surplus	Retained Earnings	Accumulated Other Comprehensive Income (Loss)	Parent	Noncontrolling Interest
<u>Balance at beginning of year (in shares) at Dec. 31, 2012</u>		1,667,000	435,000						
<u>Increase (Decrease) in Stockholders' Equity</u>									
<u>Exercised (in shares)</u>		13,000							
<u>Purchase of treasury shares (in shares)</u>			(66,000)						
<u>Employee stock purchase plan issuances (in shares)</u>			1,000						
<u>Balance at end of year (in shares) at Dec. 31, 2013</u>		1,680,000	500,000	1,000					
<u>Beginning of year at Dec. 31, 2012</u>	\$ 17		\$ (16,270)		\$ 29,120	\$ 24,998	\$ (181)		\$ 0
<u>Increase (Decrease) in Stockholders' Equity</u>									
<u>Stock options exercised and issuance of stock awards</u>	0								
<u>Purchase of treasury shares</u>			(3,976)						
<u>Employee stock purchase plan issuances</u>			77						
<u>Stock option activity and stock awards</u>					588				
<u>Excess tax benefit on stock options and stock awards</u>					69				
<u>Portion of accelerated share repurchase not settled</u>					0				
<u>Net income attributable to noncontrolling interest</u>						4,592		0	[1]
<u>Common stock dividends</u>						(1,097)			
<u>Foreign currency translation adjustments, net of tax</u>	\$ (30)						(30)		
<u>Net cash flow hedges, net of tax</u>	3						3		
<u>Pension and other postretirement benefits, net of tax</u>	59						59		
<u>Business combinations</u>								0	
<u>Capital contributions</u>								0	
<u>Distributions</u>								0	
<u>End of year at Dec. 31, 2013</u>	37,938	\$ 17	\$ (20,169)	\$ (31)	29,777	28,493	(149)	\$ 37,938	0
<u>Increase (Decrease) in Stockholders' Equity</u>									
<u>Changes in inventory accounting principles</u>						0			
<u>Exercised (in shares)</u>		11,000							

<u>Stock option activity and stock awards</u>					533				
<u>Excess tax benefit on stock options and stock awards</u>					142				
<u>Portion of accelerated share repurchase not settled</u>					(145)				
<u>Net income attributable to noncontrolling interest</u>					5,237			1	[1]
<u>Common stock dividends</u>					(1,576)				
<u>Foreign currency translation adjustments, net of tax</u>	\$					(100)			
<u>Net cash flow hedges, net of tax</u>		2				2			
<u>Pension and other postretirement benefits, net of tax</u>	(43)					(43)			
<u>Business combinations</u>								1	
<u>Capital contributions</u>								2	
<u>Distributions</u>								(2)	
<u>End of year at Dec. 31, 2015</u>	37,203	\$ 17	\$	(28,886)	\$ (31)	\$ 30,948	35,506	\$ (358)	\$ 37,196 \$ 7
<u>Increase (Decrease) in Stockholders' Equity</u>									
<u>Net income attributable to noncontrolling interest</u>		\$ 1							
<u>Changes in inventory accounting principles</u>						\$ (4)			

[1] Excludes \$1 million attributable to redeemable noncontrolling interest (See Note 1 - "Significant Accounting Policies").

**Significant Accounting
Policies**

**12 Months Ended
Dec. 31, 2015**

Accounting Policies [Abstract]

Significant Accounting Policies

Significant Accounting Policies

Description of business - CVS Health Corporation and its subsidiaries (the "Company") is the largest integrated pharmacy health care provider in the United States based upon revenues and prescriptions filled. The Company currently has three reportable business segments, Pharmacy Services, Retail/LTC and Corporate, which are described below.

Changes in Segment Definition - As a result of the acquisition of Omnicare, Inc. ("Omnicare") on August 18, 2015, the Company's segments have been expanded. The Company's Pharmacy Services Segment now also includes the specialty pharmacy operations of Omnicare. The Company's former Retail Pharmacy Segment now also includes the long-term care ("LTC") operations, as well as the commercialization services of Omnicare, and has been renamed the "Retail/LTC Segment." The LTC operations include the distribution of pharmaceuticals, related pharmacy consulting and other ancillary services to chronic care facilities and other care settings. The Company's Corporate Segment now also includes certain aspects of Omnicare's corporate expenses.

On December 16, 2015, the Company completed its acquisition of the pharmacy and clinic businesses of Target Corporation ("Target"). See Note 3, "Acquisitions." The results of the Target pharmacies and clinics are included in the Retail/LTC Segment.

Pharmacy Services Segment (the "PSS") - The PSS provides a full range of pharmacy benefit management services including mail order pharmacy services, specialty pharmacy and infusion services, plan design and administration, formulary management and claims processing. The Company's clients are primarily employers, insurance companies, unions, government employee groups, health plans, Managed Medicaid plans and other sponsors of health benefit plans and individuals throughout the United States.

As a pharmacy benefits manager, the PSS manages the dispensing of pharmaceuticals through the Company's mail order pharmacies and national network of more than 68,000 retail pharmacies, consisting of approximately 41,000 chain pharmacies and 27,000 independent pharmacies, to eligible members in the benefits plans maintained by the Company's clients and utilizes its information systems to perform, among other things, safety checks, drug interaction screenings and brand to generic substitutions.

The PSS' specialty pharmacies support individuals that require complex and expensive drug therapies. The specialty pharmacy business includes mail order and retail specialty pharmacies that operate under the CVS Caremark[®], CarePlus CVS Pharmacy[™], Navarro[®] Health Services and Advanced Care Scripts names. In January 2014, the Company enhanced its offerings of specialty infusion services and began offering enteral nutrition services through Coram LLC and its subsidiaries. In August 2015, the Company further expanded its specialty offerings with the acquisition of Advanced Care Scripts which was part of the Omnicare acquisition. See Note 3, "Acquisitions".

The PSS also provides health management programs, which include integrated disease management for 17 conditions, through the Company's Accordant[®] rare disease management offering.

In addition, through the Company's SilverScript Insurance Company ("SilverScript") subsidiary, the PSS is a national provider of drug benefits to eligible beneficiaries under the federal government's Medicare Part D program.

The PSS generates net revenues primarily by contracting with clients to provide prescription drugs to plan members. Prescription drugs are dispensed by the mail order pharmacies, specialty pharmacies and national network of retail pharmacies. Net revenues are also generated by providing additional services to clients, including administrative services such as claims processing and formulary management, as well as health care related services such as disease management.

The pharmacy services business operates under the CVS Caremark[®] Pharmacy Services, Caremark[®], CVS Caremark[™], CarePlus CVS Pharmacy[™], Accordant[®], SilverScript[®], Coram[®], CVS Specialty[™], NovoLogix[®], Navarro[®] Health Services and Advanced Care Scripts names. As of December 31, 2015, the PSS operated 24 retail specialty pharmacy stores, 11 specialty mail order pharmacies and five mail order dispensing pharmacies, and 83 branches for infusion and enteral services, including 73 ambulatory infusion suites and six centers of excellence, located in 40 states, Puerto Rico and the District of Columbia.

Retail/LTC Segment (the "RLS") - The RLS sells prescription drugs and a wide assortment of general merchandise, including over-the-counter drugs, beauty products and cosmetics, photo finishing, seasonal merchandise, greeting cards and convenience foods, through the Company's CVS Pharmacy[®], CVS[®], Longs Drugs[®], Navarro Discount Pharmacy[®] and Drogeria Onofre[™] retail stores and online through CVS.com[®], Navarro.com[™] and Onofre.com.br[™].

The RLS also provides health care services through its MinuteClinic[®] health care clinics. MinuteClinics are staffed by nurse practitioners and physician assistants who utilize nationally recognized protocols to diagnose and treat minor health conditions, perform health screenings, monitor chronic conditions and deliver vaccinations.

With the acquisition of Omnicare, the RLS now includes LTC operations, which is comprised of providing the distribution of pharmaceuticals, related pharmacy consulting and other ancillary services to chronic care facilities and other care settings, as well as commercialization services which are provided under the name RxCrossroads[®]. With the acquisition of the pharmacies and clinics of Target, the Company added 1,672 pharmacies and approximately 79 clinics.

As of December 31, 2015, the retail pharmacy business included 9,655 retail stores (of which 7,897 were our stores that operated a pharmacy and 1,672 were our pharmacies located within a Target store) located in 49 states, the District of Columbia, Puerto Rico and Brazil operating primarily under the CVS Pharmacy, CVS, Longs Drugs, Navarro Discount Pharmacy and Drogeria Onofre names, the online retail websites, CVS.com, Navarro.com and Onofre.com.br, and 1,135 retail health care clinics operating under the MinuteClinic name (of which 1,049 were located in CVS Pharmacy stores). LTC operations is comprised of 143 spoke pharmacies that primarily handle new prescription orders and 32 hub pharmacies that use proprietary automation to support spoke pharmacies with refill prescriptions. LTC operates primarily under the Omnicare[®] and NeighborCare[®] names.

Corporate Segment - The Corporate Segment provides management and administrative services to support the Company. The Corporate Segment consists of certain aspects of the Company's executive management, corporate relations, legal, compliance, human resources, corporate information technology and finance departments.

Principles of consolidation - The consolidated financial statements include the accounts of the Company and its majority-owned subsidiaries and variable interest entities ("VIEs") for which the Company is the primary beneficiary. All intercompany balances and transactions have been eliminated.

The Company continually evaluates its investments to determine if they represent variable interests in a VIE. If the Company determines that it has a variable interest in a VIE, the Company then evaluates if it is the primary beneficiary of the VIE. The evaluation is a qualitative assessment as to whether the Company has the ability to direct the activities of a VIE that most significantly impact the entity's economic performance. The Company consolidates a VIE if it is considered to be the primary beneficiary.

Assets and liabilities of VIEs for which the Company is the primary beneficiary were not significant to the Company's consolidated financial statements. VIE creditors do not have recourse against the general credit of the Company.

Use of estimates - The preparation of financial statements in conformity with accounting principles generally accepted in the United States of America requires management to make estimates and assumptions that affect the reported amounts in the consolidated financial statements and accompanying notes. Actual results could differ from those estimates.

Fair value hierarchy - The Company utilizes the three-level valuation hierarchy for the recognition and disclosure of fair value measurements. The categorization of assets and liabilities within this hierarchy is based upon the lowest level of input that is significant to the measurement of fair value. The three levels of the hierarchy consist of the following:

- Level 1 - Inputs to the valuation methodology are unadjusted quoted prices in active markets for identical assets or liabilities that the Company has the ability to access at the measurement date.
- Level 2 - Inputs to the valuation methodology are quoted prices for similar assets and liabilities in active markets, quoted prices in markets that are not active or inputs that are observable for the asset or liability, either directly or indirectly, for substantially the full term of the instrument.
- Level 3 - Inputs to the valuation methodology are unobservable inputs based upon management's best estimate of inputs market participants could use in pricing the asset or liability at the measurement

date, including assumptions about risk.

Cash and cash equivalents - Cash and cash equivalents consist of cash and temporary investments with maturities of three months or less when purchased. The Company invests in short-term money market funds, commercial paper and time deposits, as well as other debt securities that are classified as cash equivalents within the accompanying consolidated balance sheets, as these funds are highly liquid and readily convertible to known amounts of cash. These investments are classified within Level 1 of the fair value hierarchy because they are valued using quoted market prices.

Short-term investments - The Company's short-term investments consist of certificates of deposit with initial maturities of greater than three months when purchased that mature in less than one year from the balance sheet date. These investments, which were classified as available-for-sale within Level 1 of the fair value hierarchy, were carried at fair value, which approximated their historical cost at December 31, 2015 and 2014.

Fair value of financial instruments - As of December 31, 2015, the Company's financial instruments include cash and cash equivalents, short-term and long-term investments, accounts receivable, accounts payable, contingent consideration liability and short-term debt. Due to the nature of these instruments, the Company's carrying value approximates fair value. The carrying amount and estimated fair value of total long-term debt was \$27.5 billion and \$28.4 billion, respectively, as of December 31, 2015. The fair value of the Company's long-term debt was estimated based on quoted rates currently offered in active markets for the Company's debt, which is considered Level 1 of the fair value hierarchy. The Company had outstanding letters of credit, which guaranteed foreign trade purchases, with a fair value of \$4 million as of December 31, 2015. There were no outstanding derivative financial instruments as of December 31, 2015 and 2014.

Foreign currency translation and transactions - For local currency functional currency, assets and liabilities are translated at end-of-period rates while revenues and expenses are translated at average rates in effect during the period. Equity is translated at historical rates and the resulting cumulative translation adjustments are included as a component of accumulated other comprehensive income (loss).

For U.S. dollar functional currency locations, foreign currency assets and liabilities are remeasured into U.S. dollars at end-of-period exchange rates, except for non-monetary balance sheet accounts, which are remeasured at historical exchange rates. Revenue and expense are remeasured at average exchange rates in effect during each period, except for those expenses related to the nonmonetary balance sheet amounts, which are remeasured at historical exchange rates. Gains or losses from foreign currency remeasurement are included in income.

Gains and losses arising from foreign currency transactions and the effects of remeasurements were not material for all periods presented.

Accounts receivable - Accounts receivable are stated net of an allowance for doubtful accounts. The accounts receivable balance primarily includes amounts due from third party providers (e.g., pharmacy benefit managers, insurance companies, governmental agencies and long-term care facilities), clients, members and private pay customers, as well as vendors and manufacturers. Charges to bad debt are based on both historical write-offs and specifically identified receivables.

The activity in the allowance for doubtful accounts receivable for the years ended December 31 is as follows:

<i><u>In millions</u></i>	<u>2015</u>	<u>2014</u>	<u>2013</u>
Beginning balance	\$ 256	\$ 256	\$ 243
Additions charged to bad debt expense	216	185	195
Write-offs charged to allowance	(311)	(185)	(182)
Ending balance	<u>\$ 161</u>	<u>\$ 256</u>	<u>\$ 256</u>

Inventories - All inventories are stated at the lower of cost or market. Prescription drug inventories in the RLS and PSS, as well as front store inventories in the RLS stores are accounted for using the weighted average cost method. See Note 2, "Changes in Accounting Principle." Physical inventory counts are taken on a regular basis in each retail store and long-term care pharmacy and a continuous cycle count process is the primary procedure used to validate the inventory balances on hand in each distribution center and mail facility to ensure that the amounts reflected in the accompanying consolidated financial statements are properly stated. During the interim period between physical inventory counts, the Company accrues for

anticipated physical inventory losses on a location-by-location basis based on historical results and current trends.

Property and equipment - Property, equipment and improvements to leased premises are depreciated using the straight-line method over the estimated useful lives of the assets, or when applicable, the term of the lease, whichever is shorter. Estimated useful lives generally range from 10 to 40 years for buildings, building improvements and leasehold improvements and 3 to 10 years for fixtures, equipment and internally developed software. Repair and maintenance costs are charged directly to expense as incurred. Major renewals or replacements that substantially extend the useful life of an asset are capitalized and depreciated. Application development stage costs for significant internally developed software projects are capitalized and depreciated.

The following are the components of property and equipment at December 31:

<i><u>In millions</u></i>	<u>2015</u>	<u>2014</u>
Land	\$ 1,635	\$ 1,506
Building and improvements	3,168	2,828
Fixtures and equipment	10,001	8,958
Leasehold improvements	4,015	3,626
Software	2,217	1,868
	<u>21,036</u>	<u>18,786</u>
Accumulated depreciation and amortization	(11,181)	(9,943)
Property and equipment, net	<u>\$ 9,855</u>	<u>\$ 8,843</u>

The gross amount of property and equipment under capital leases was \$528 million and \$268 million as of December 31, 2015 and 2014, respectively. Accumulated amortization of property and equipment under capital lease was \$97 million and \$86 million as of December 31, 2015 and 2014, respectively. Amortization of property and equipment under capital lease is included within depreciation expense. Depreciation expense totaled \$1.5 billion in 2015 and \$1.4 billion in both 2014 and 2013.

Goodwill and other indefinitely-lived assets - Goodwill and other indefinitely-lived assets are not amortized, but are subject to impairment reviews annually, or more frequently if necessary. See Note 4 for additional information on goodwill and other indefinitely-lived assets.

Intangible assets - Purchased customer contracts and relationships are amortized on a straight-line basis over their estimated useful lives between 9 and 20 years. Purchased customer lists are amortized on a straight-line basis over their estimated useful lives of up to 10 years. Purchased leases are amortized on a straight-line basis over the remaining life of the lease. See Note 4 for additional information about intangible assets.

Impairment of long-lived assets - The Company groups and evaluates fixed and finite-lived intangible assets for impairment at the lowest level at which individual cash flows can be identified, whenever events or changes in circumstances indicate that the carrying value of an asset may not be recoverable. If indicators of impairment are present, the Company first compares the carrying amount of the asset group to the estimated future cash flows associated with the asset group (undiscounted and without interest charges). If the estimated future cash flows used in this analysis are less than the carrying amount of the asset group, an impairment loss calculation is prepared. The impairment loss calculation compares the carrying amount of the asset group to the asset group's estimated future cash flows (discounted and with interest charges). If required, an impairment loss is recorded for the portion of the asset group's carrying value that exceeds the asset group's estimated future cash flows (discounted and with interest charges).

Redeemable noncontrolling interest - As a result of the acquisition of Omnicare in August 2015, the Company obtained a 73% ownership interest in limited liability company ("LLC"). Due to the change in control in Omnicare, the noncontrolling member of the LLC had the contractual right to put its membership interest to the Company at fair value. Consequently, the noncontrolling interest in the LLC is recorded as a redeemable noncontrolling interest at fair value. In January 2016, as provided for in the LLC operating agreement, the noncontrolling shareholder of the LLC exercised its option to sell its ownership interest in the LLC to the Company. On February 8, 2016, in accordance with the terms of the LLC operating agreement, the Company purchased the noncontrolling interest in the LLC at an amount determined pursuant to the operating agreement that approximated its carrying value at December 31, 2015.

Below is a summary of the changes in redeemable noncontrolling interest for the year ended December 31, 2015:

In millions

Acquisition of noncontrolling interest	\$	39
Net income attributable to noncontrolling interest		1
Distributions		(1)
Balance, December 31, 2015	\$	<u>39</u>

Revenue Recognition

Pharmacy Services Segment - The PSS sells prescription drugs directly through its mail service dispensing pharmacies and indirectly through its retail pharmacy network. The PSS recognizes revenue from prescription drugs sold by its mail service dispensing pharmacies and under retail pharmacy network contracts where it is the principal using the gross method at the contract prices negotiated with its clients. Net revenues include: (i) the portion of the price the client pays directly to the PSS, net of any volume-related or other discounts paid back to the client (see "Drug Discounts" below), (ii) the price paid to the PSS by client plan members for mail order prescriptions ("Mail Co-Payments") and the price paid to retail network pharmacies by client plan members for retail prescriptions ("Retail Co-Payments"), and (iii) administrative fees for retail pharmacy network contracts where the PSS is not the principal as discussed below. Sales taxes are not included in revenue.

Revenue is recognized when: (i) persuasive evidence of an arrangement exists, (ii) delivery has occurred or services have been rendered, (iii) the seller's price to the buyer is fixed or determinable, and (iv) collectability is reasonably assured. The following revenue recognition policies have been established for the PSS:

- Revenues generated from prescription drugs sold by mail service dispensing pharmacies are recognized when the prescription is delivered. At the time of delivery, the PSS has performed substantially all of its obligations under its client contracts and does not experience a significant level of returns or reshipments.
- Revenues generated from prescription drugs sold by third party pharmacies in the PSS' retail pharmacy network and associated administrative fees are recognized at the PSS' point-of-sale, which is when the claim is adjudicated by the PSS online claims processing system.

The PSS determines whether it is the principal or agent for its retail pharmacy network transactions on a contract by contract basis. In the majority of its contracts, the PSS has determined it is the principal due to it: (i) being the primary obligor in the arrangement, (ii) having latitude in establishing the price, changing the product or performing part of the service, (iii) having discretion in supplier selection, (iv) having involvement in the determination of product or service specifications, and (v) having credit risk. The PSS' obligations under its client contracts for which revenues are reported using the gross method are separate and distinct from its obligations to the third party pharmacies included in its retail pharmacy network contracts. Pursuant to these contracts, the PSS is contractually required to pay the third party pharmacies in its retail pharmacy network for products sold, regardless of whether the PSS is paid by its clients. The PSS' responsibilities under its client contracts typically include validating eligibility and coverage levels, communicating the prescription price and the co-payments due to the third party retail pharmacy, identifying possible adverse drug interactions for the pharmacist to address with the prescriber prior to dispensing, suggesting generic alternatives where clinically appropriate and approving the prescription for dispensing. Although the PSS does not have credit risk with respect to Retail Co-Payments or inventory risk related to retail network claims, management believes that all of the other applicable indicators of gross revenue reporting are present. For contracts under which the PSS acts as an agent, revenue is recognized using the net method.

Drug Discounts - The PSS deducts from its revenues any rebates, inclusive of discounts and fees, earned by its clients. Rebates are paid to clients in accordance with the terms of client contracts, which are normally based on fixed rebates per prescription for specific products dispensed or a percentage of manufacturer discounts received for specific products dispensed. The liability for rebates due to clients is included in "Claims and discounts payable" in the accompanying consolidated balance sheets.

Medicare Part D - The PSS, through its SilverScript subsidiary, participates in the federal government's Medicare Part D program as a Prescription Drug Plan ("PDP"). Net revenues include insurance premiums earned by the PDP, which are determined based on the PDP's annual bid and related contractual arrangements with the Centers for Medicare and Medicaid Services ("CMS"). The insurance premiums include a direct premium paid by CMS and a beneficiary premium, which is the responsibility of the PDP

member, but which is subsidized by CMS in the case of low-income members. Premiums collected in advance are initially deferred in accrued expenses and are then recognized in net revenues over the period in which members are entitled to receive benefits.

In addition to these premiums, net revenues include co-payments, coverage gap benefits, deductibles and co-insurance (collectively, the "Member Co-Payments") related to PDP members' actual prescription claims. In certain cases, CMS subsidizes a portion of these Member Co-Payments and pays the PSS an estimated prospective Member Co-Payment subsidy amount each month. The prospective Member Co-Payment subsidy amounts received from CMS are also included in net revenues. SilverScript assumes no risk for these amounts. If the prospective Member Co-Payment subsidies received differ from the amounts based on actual prescription claims, the difference is recorded in either accounts receivable or accrued expenses.

The PSS accounts for CMS obligations and Member Co-Payments (including the amounts subsidized by CMS) using the gross method consistent with its revenue recognition policies for Mail Co-Payments and Retail Co-Payments (discussed previously in this document).

Retail/LTC Segment

Retail Pharmacy - The retail drugstores recognize revenue at the time the customer takes possession of the merchandise. Customer returns are not material. Revenue generated from the performance of services in the RLS' health care clinics is recognized at the time the services are performed. Sales taxes are not included in revenue.

Long-term Care - Revenue is recognized when products are delivered or services are rendered or provided to the customer, prices are fixed and determinable, and collection is reasonably assured. A significant portion of our revenues from sales of pharmaceutical and medical products are reimbursed by the federal Medicare Part D program and, to a lesser extent, state Medicaid programs. Payments for services rendered to patients covered by these programs are generally less than billed charges. The Company monitors its revenues and receivables from these reimbursement sources, as well as other third party insurance payors, and record an estimated contractual allowance for sales and receivable balances at the revenue recognition date, to properly account for anticipated differences between billed and reimbursed amounts. Accordingly, the total net sales and receivables reported in the Company's consolidated financial statements are recorded at the amount expected to be ultimately received from these payors. Since billing functions for a portion of the Company's revenue systems are largely computerized, enabling on-line adjudication at the time of sale to record net revenues, the Company's exposure in connection with estimating contractual allowance adjustments is limited primarily to unbilled and initially rejected Medicare, Medicaid and third party claims (typically approved for reimbursement once additional information is provided to the payor). For the remaining portion of the Company's revenue systems, the contractual allowance is estimated for all billed, unbilled and initially rejected Medicare, Medicaid and third party claims. The Company evaluates several criteria in developing the estimated contractual allowances on a monthly basis, including historical trends based on actual claims paid, current contract and reimbursement terms, and changes in customer base and payor/product mix. Contractual allowance estimates are adjusted to actual amounts as cash is received and claims are settled, and the aggregate impact of these resulting adjustments was not significant to our results of operations for any of the periods presented.

Patient co-payments associated with Medicare Part D, certain state Medicaid programs, Medicare Part B and certain third party payors are typically not collected at the time products are delivered or services are rendered, but are billed to the individuals as part of our normal billing procedures and subject to our normal accounts receivable collections procedures.

Health Care Clinics - For services provided by our health care clinics, revenue recognition occurs for completed services provided to patients, with adjustments taken for third party payor contractual obligations and patient direct bill historical collection rates.

Loyalty Program - The Company's customer loyalty program, ExtraCare[®], is comprised of two components, ExtraSavings[™] and ExtraBucks[®] Rewards. ExtraSavings coupons redeemed by customers are recorded as a reduction of revenues when redeemed. ExtraBucks Rewards are accrued as a charge to cost of revenues when earned, net of estimated breakage. The Company determines breakage based on historical redemption patterns.

See Note 13 for additional information about the revenues of the Company's business segments.

Cost of revenues

Pharmacy Services Segment - The PSS' cost of revenues includes: (i) the cost of prescription drugs sold

during the reporting period directly through its mail service dispensing pharmacies and indirectly through its retail pharmacy network, (ii) shipping and handling costs, and (iii) the operating costs of its mail service dispensing pharmacies and client service operations and related information technology support costs including depreciation and amortization. The cost of prescription drugs sold component of cost of revenues includes: (i) the cost of the prescription drugs purchased from manufacturers or distributors and shipped to members in clients' benefit plans from the PSS' mail service dispensing pharmacies, net of any volume-related or other discounts (see "Vendor allowances and purchase discounts" below) and (ii) the cost of prescription drugs sold (including Retail Co-Payments) through the PSS' retail pharmacy network under contracts where it is the principal, net of any volume-related or other discounts.

Retail/LTC Segment - The RLS' cost of revenues includes: the cost of merchandise sold during the reporting period and the related purchasing costs, warehousing and delivery costs (including depreciation and amortization) and actual and estimated inventory losses.

See Note 13 for additional information about the cost of revenues of the Company's business segments.

Vendor allowances and purchase discounts

The Company accounts for vendor allowances and purchase discounts as follows:

Pharmacy Services Segment - The PSS receives purchase discounts on products purchased. The PSS' contractual arrangements with vendors, including manufacturers, wholesalers and retail pharmacies, normally provide for the PSS to receive purchase discounts from established list prices in one, or a combination, of the following forms: (i) a direct discount at the time of purchase, (ii) a discount for the prompt payment of invoices, or (iii) when products are purchased indirectly from a manufacturer (e.g., through a wholesaler or retail pharmacy), a discount (or rebate) paid subsequent to dispensing. These rebates are recognized when prescriptions are dispensed and are generally calculated and billed to manufacturers within 30 days of the end of each completed quarter. Historically, the effect of adjustments resulting from the reconciliation of rebates recognized to the amounts billed and collected has not been material to the PSS' results of operations. The PSS accounts for the effect of any such differences as a change in accounting estimate in the period the reconciliation is completed. The PSS also receives additional discounts under its wholesaler contracts if it exceeds contractually defined annual purchase volumes. In addition, the PSS receives fees from pharmaceutical manufacturers for administrative services. Purchase discounts and administrative service fees are recorded as a reduction of "Cost of revenues".

Retail/LTC Segment - Vendor allowances received by the RLS reduce the carrying cost of inventory and are recognized in cost of revenues when the related inventory is sold, unless they are specifically identified as a reimbursement of incremental costs for promotional programs and/or other services provided. Amounts that are directly linked to advertising commitments are recognized as a reduction of advertising expense (included in operating expenses) when the related advertising commitment is satisfied. Any such allowances received in excess of the actual cost incurred also reduce the carrying cost of inventory. The total value of any upfront payments received from vendors that are linked to purchase commitments is initially deferred. The deferred amounts are then amortized to reduce cost of revenues over the life of the contract based upon purchase volume. The total value of any upfront payments received from vendors that are not linked to purchase commitments is also initially deferred. The deferred amounts are then amortized to reduce cost of revenues on a straight-line basis over the life of the related contract. The total amortization of these upfront payments was not material to the accompanying consolidated financial statements.

Insurance - The Company is self-insured for certain losses related to general liability, workers' compensation and auto liability. The Company obtains third party insurance coverage to limit exposure from these claims. The Company is also self-insured for certain losses related to health and medical liabilities. The Company's self-insurance accruals, which include reported claims and claims incurred but not reported, are calculated using standard insurance industry actuarial assumptions and the Company's historical claims experience.

Facility opening and closing costs - New facility opening costs, other than capital expenditures, are charged directly to expense when incurred. When the Company closes a facility, the present value of estimated unrecoverable costs, including the remaining lease obligation less estimated sublease income and the book value of abandoned property and equipment, are charged to expense. The long-term portion of the lease obligations associated with facility closings was \$217 million and \$207 million in 2015 and 2014, respectively.

Advertising costs - Advertising costs are expensed when the related advertising takes place. Advertising costs, net of vendor funding (included in operating expenses), were \$221 million, \$212 million and \$177

million in 2015, 2014 and 2013, respectively.

Interest expense, net - Interest expense, net of capitalized interest, was \$859 million, \$615 million and \$517 million, and interest income was \$21 million, \$15 million and \$8 million in 2015, 2014 and 2013, respectively. Capitalized interest totaled \$12 million, \$19 million and \$25 million in 2015, 2014 and 2013, respectively.

Shares held in trust - The Company maintains grantor trusts, which held approximately 1 million shares of its common stock at December 31, 2015 and 2014, respectively. These shares are designated for use under various employee compensation plans. Since the Company holds these shares, they are excluded from the computation of basic and diluted shares outstanding.

Accumulated other comprehensive income - Accumulated other comprehensive income (loss) consists of changes in the net actuarial gains and losses associated with pension and other postretirement benefit plans, losses on derivatives from cash flow hedges executed in previous years associated with the issuance of long-term debt, and foreign currency translation adjustments. The amount included in accumulated other comprehensive loss related to the Company's pension and postretirement plans was \$305 million pre-tax (\$186 million after-tax) as of December 31, 2015 and \$234 million pre-tax (\$143 million after-tax) as of December 31, 2014. The net impact on cash flow hedges totaled \$14 million pre-tax (\$7 million after-tax) and \$16 million pre-tax (\$9 million after-tax) as of December 31, 2015 and 2014, respectively. Cumulative foreign currency translation adjustments at December 31, 2015 and 2014 were \$165 million and \$65 million, respectively.

Changes in accumulated other comprehensive income (loss) by component are shown below:

<i>In millions</i>	Year Ended December 31, 2015 ⁽¹⁾			
	Foreign Currency	Losses on Cash Flow Hedges	Pension and Other Postretirement Benefits	Total
Balance, December 31, 2014	\$ (65)	\$ (9)	\$ (143)	\$ (217)
Other comprehensive income (loss) before reclassifications	(100)	—	(56)	(156)
Amounts reclassified from accumulated other comprehensive income ⁽²⁾	—	2	13	15
Net other comprehensive income (loss)	(100)	2	(43)	(141)
Balance, December 31, 2015	\$ (165)	\$ (7)	\$ (186)	\$ (358)

	Year Ended December 31, 2014 ⁽¹⁾			
	Foreign Currency	Losses on Cash Flow Hedges	Pension and Other Postretirement Benefits	Total
Balance, December 31, 2013	\$ (30)	\$ (13)	\$ (106)	\$ (149)
Other comprehensive income (loss) before reclassifications	(35)	—	—	(35)
Amounts reclassified from accumulated other comprehensive income ⁽²⁾	—	4	(37)	(33)
Net other comprehensive income (loss)	(35)	4	(37)	(68)
Balance, December 31, 2014	\$ (65)	\$ (9)	\$ (143)	\$ (217)

(1) All amounts are net of tax.

(2) The amounts reclassified from accumulated other comprehensive income for cash flow hedges are recorded within interest expense, net on the consolidated statement of income. The amounts reclassified from accumulated other comprehensive income for pension and other postretirement benefits are included in operating expenses on the consolidated statement of income.

Stock-based compensation - Stock-based compensation is measured at the grant date based on the fair value of the award and is recognized as expense over the applicable requisite service period of the stock award (generally 3 to 5 years) using the straight-line method.

Variable Interest Entity - In July 2014, the Company and Cardinal Health, Inc. ("Cardinal") established Red Oak Sourcing, LLC ("Red Oak"), a generic pharmaceutical sourcing entity in which the Company and Cardinal each own 50%. The Red Oak arrangement has an initial term of ten years. Under this arrangement, the Company and Cardinal contributed their sourcing and supply chain expertise to Red Oak and agreed to source and negotiate generic pharmaceutical supply contracts for both companies through Red Oak; however, Red Oak does not own or hold inventory on behalf of either company. No physical assets (e.g., property and equipment) were contributed to Red Oak by either company and minimal funding was provided to capitalize Red Oak.

The Company has determined that it is the primary beneficiary of this variable interest entity because it has the ability to direct the activities of Red Oak. Consequently, the Company consolidates Red Oak in its consolidated financial statements within the Retail/LTC Segment.

Cardinal is required to pay the Company 39 quarterly payments beginning in October 2014. As milestones are met, the quarterly payments increase. The Company received approximately \$122 million and \$26 million from Cardinal during the years ended December 31, 2015 and 2014, respectively. The payments reduce the Company's carrying value of inventory and are recognized in cost of revenues when the related inventory is sold. Revenues associated with Red Oak expenses reimbursed by Cardinal for the years ended December 31, 2015 and 2014, as well as amounts due to or due from Cardinal at December 31, 2015 and 2014 were immaterial.

Related party transactions - The Company has an equity method investment in SureScripts, LLC ("SureScripts"), which operates a clinical health information network. The Pharmacy Services and Retail/LTC segments utilize this clinical health information network in providing services to its client plan members and retail customers. The Company expensed fees of approximately \$50 million in the years ended December 2015 and 2014, and \$48 million in the year ended December 31, 2013, for the use of this network. The Company's investment in and equity in earnings of SureScripts for all periods presented is immaterial.

In connection with the acquisition of Omnicare in August 2015, the Company obtained an equity method investment in Heartland Healthcare Services ("Heartland"). Heartland operates several long-term care pharmacies in four states. Heartland paid the Company approximately \$25 million for pharmaceutical inventory purchases during the period from August 18, 2015 to December 31, 2015. Additionally, the Company performs certain collection functions for Heartland and then passes those customer cash collections to Heartland. The Company's investment in and equity in earnings of Heartland as of and for the year ended December 31, 2015 is immaterial.

In September 2014, the Company made a charitable contribution of \$25 million to the CVS Foundation (formerly CVS Caremark Charitable Trust, Inc.) (the "Foundation") to fund future giving. The Foundation is a non-profit entity that focuses on health, education and community involvement programs. The charitable contribution was recorded as an operating expense in the consolidated statement of income for the year ended December 31, 2014.

Income taxes - The Company accounts for income taxes under the asset and liability method, which requires the recognition of deferred tax assets and liabilities for the expected future tax consequences of events that have been included in the consolidated financial statements. Under this method, deferred tax assets and liabilities are determined on the basis of the differences between the consolidated financial statements and tax basis of assets and liabilities using enacted tax rates in effect for the year in which the differences are expected to reverse. The effect of a change in the tax rates on deferred tax asset and liabilities is recognized in income in the period that includes the enactment date.

The Company recognizes net deferred tax assets to the extent that it believes these assets are more likely than not to be realized in making such a determination. The Company considers all available positive and negative evidence, including future reversals of existing taxable temporary differences, projected future taxable income, tax planning strategies, and results of recent operations. To the extent that the Company does not consider it more likely than not that a deferred tax asset will be recovered, a valuation allowance is established.

The Company records uncertain tax positions on the basis of a two-step process whereby (1) the Company determines whether it is more likely than not that the tax positions will be sustained on the basis of the technical merits of the position and (2) for those tax positions that meet the more-likely-than-not recognition threshold, the Company recognizes the largest amount of tax benefit that is more than 50% likely to be realized upon ultimate settlement with the related tax authority.

Interest and/or penalties related to uncertain tax positions are recognized in income tax expense.

Discontinued Operations - In connection with certain business dispositions completed between 1991 and

1997, the Company retained guarantees on store lease obligations for a number of former subsidiaries, including Linens 'n Things which filed for bankruptcy in 2008. The Company's income from discontinued operations in 2015 of \$9 million, net of tax, was related to the release of certain store lease guarantees due to a settlement with a landlord. The Company's loss from discontinued operations includes lease-related costs which the Company believes it will likely be required to satisfy pursuant to its Linens 'n Things lease guarantees.

Below is a summary of the results of discontinued operations for the years ended December 31:

<u><i>In millions</i></u>	<u>2015</u>	<u>2014</u>	<u>2013</u>
Income from discontinued operations	\$ 15	\$ (1)	\$ (12)
Income tax expense	(6)	—	4
Income from discontinued operations, net of tax	<u>\$ 9</u>	<u>\$ (1)</u>	<u>\$ (8)</u>

Earnings per common share - Earnings per share is computed using the two-class method. Options to purchase 2.7 million, 2.1 million and 6.2 million shares of common stock were outstanding as of December 31, 2015, 2014 and 2013, respectively, but were not included in the calculation of diluted earnings per share because the options' exercise prices were greater than the average market price of the common shares and, therefore, the effect would be antidilutive.

New Accounting Pronouncement - In May 2014, the Financial Accounting Standards Board ("FASB") issued Accounting Standard Update ("ASU") No. 2014-09, *Revenue from Contracts with Customers* (Topic 606). ASU No. 2014-09 outlines a single comprehensive model for entities to use in accounting for revenue arising from contracts with customers and supersedes most current revenue recognition guidance, including industry-specific guidance. This new guidance is expected to be effective for annual reporting periods (including interim reporting periods within those periods) beginning January 1, 2018; early adoption in 2017 is permitted. Companies have the option of using either a full retrospective or a modified retrospective approach to adopt the guidance. This update could impact the timing and amounts of revenue recognized. The Company is currently evaluating the effect that implementation of this update will have on its consolidated financial position and results of operations upon adoption, as well as the method of transition and required disclosures.

In April 2015, the FASB issued ASU No. 2015-03, *Simplifying the Presentation of Debt Issuance Costs* (Topic 835-30). ASU No. 2015-03 requires the presentation of debt issuance costs in the balance sheet as a direct deduction from the related debt liability rather than as an asset. Amortization of such costs are required to be reported as interest expense, which is consistent with the Company's current policy. This change conforms the presentation of debt issuance costs with that of debt discounts. The ASU is effective for annual reporting periods (including interim reporting periods within those periods) beginning after December 15, 2015; early adoption is permitted. The guidance is required to be applied retrospectively to all prior periods. The Company has early adopted this standard as of June 30, 2015. The effect of the adoption of ASU 2015-03 on the Company's consolidated balance sheet is a reduction of noncurrent assets and long-term debt of \$65 million as of December 31, 2014. The following is a reconciliation of the effect of this reclassification on the Company's consolidated balance sheet as of December 31, 2014:

<u><i>In millions</i></u>	<u>As Previously Reported</u>	<u>Adjustments</u>	<u>As Revised</u>
Other assets	\$ 1,510	\$ (65)	\$ 1,445
Total assets	74,252	(65)	74,187
Long-term debt	11,695	(65)	11,630
Total liabilities and shareholders' equity	74,252	(65)	74,187

In September 2015, the FASB issued ASU No. 2015-16, *Simplifying the Accounting for Measurement-Period Adjustments*. ASU No. 2015-16 requires that an acquirer recognize adjustments to provisional amounts that are identified during the measurement period after an acquisition within the reporting period they are determined. This is a change from the previous requirement that the adjustments be recorded retrospectively. The ASU also requires disclosure of the effect on earnings of changes in depreciation, amortization or other income effects, if any, as a result of the adjustment to the provisional amounts, calculated as if the accounting had been completed at the acquisition date. The ASU is effective for annual reporting periods (including interim reporting periods within those periods) beginning after December 15,

2015; early adoption is permitted. The Company has early adopted the ASU as of September 30, 2015. The adoption did not have a material effect on the Company's consolidated financial statements.

In November 2015, the FASB issued ASU No. 2015-17, *Income Taxes (Topic 740)*. ASU No. 2015-17 simplifies the presentation of deferred income taxes by requiring that deferred tax assets and liabilities be classified as non-current in the statement of financial position. This ASU may be applied either prospectively to all deferred tax assets and liabilities, or retrospectively to all periods presented for annual reporting periods (including interim reporting periods within those periods) beginning after December 15, 2016. The change will require additional disclosure based on the method of adoption. Had the Company adopted this ASU, current deferred income taxes, total current assets, total assets and total liabilities would have been approximately \$1.2 billion and \$1.0 billion lower as of December 31, 2015 and 2014, respectively.

**Change in Accounting
Principle**

**12 Months Ended
Dec. 31, 2015**

**Accounting Changes and Error
Corrections [Abstract]**

Changes in Accounting Principle

Changes in Accounting Principle

Effective January 1, 2015, the Company changed its methods of accounting for “front store” inventories in the Retail/LTC Segment. Prior to 2015, the Company valued front store inventories at the lower of cost or market on a first-in, first-out (“FIFO”) basis in retail stores using the retail inventory method and in distribution centers using the FIFO cost method. Effective January 1, 2015, all front store inventories in the Retail/LTC Segment have been valued at the lower of cost or market using the weighted average cost method. These changes affected approximately 36% of consolidated inventories.

These changes were made primarily to provide the Company with better information to manage its retail front store operations and to bring all of the Company’s inventories to a common inventory valuation methodology. The Company believes the weighted average cost method is preferable to the retail inventory method and the FIFO cost method because it results in greater precision in the determination of cost of revenues and inventories at the stock keeping unit (“SKU”) level and results in a consistent inventory valuation method for all of the Company’s inventories as all of the Company’s remaining inventories, which consist of prescription drugs, were already being valued using the weighted average cost method.

The Company recorded the cumulative effect of these changes in accounting principle as of January 1, 2015. The Company determined that retrospective application for periods prior to 2015 is impracticable, as the period-specific information necessary to value front store inventories in the Retail/LTC Segment under the weighted average cost method is unavailable. The Company implemented a new perpetual inventory system to manage front store inventory at the SKU level and valued front store inventory as of January 1, 2015 and calculated the cumulative impact. The effect of these changes in accounting principle as of January 1, 2015, was a decrease in inventories of \$7 million, an increase in current deferred income tax assets of \$3 million and a decrease in retained earnings of \$4 million.

Had the Company not made these changes in accounting principle, for the year ended December 31, 2015, income from continuing operations would have been lower by \$27 million. Basic and diluted earnings per share from continuing operations attributable to CVS Health would have been approximately \$0.02 per share lower for the year ended December 31, 2015.

Acquisitions

12 Months Ended

Dec. 31, 2015

Business Combinations

[Abstract]

Acquisitions

Acquisitions

Omnicare Acquisition

On August 18, 2015, the Company acquired 100% of the outstanding common shares and voting interests of Omnicare, for \$98 per share for a total of \$9.6 billion and assumed long-term debt with a fair value of approximately \$3.1 billion. Additionally, holders of Omnicare restricted stock units and performance based restricted stock units received 738,765 CVS Health Corporation restricted stock awards with a fair value of approximately \$80 million as replacement awards. Omnicare is a leading health care services company that specializes in the management of complex pharmaceutical care. Omnicare's long-term care ("LTC") business is the nation's largest provider of pharmaceuticals, related pharmacy consulting and other ancillary services to chronic care facilities and other care settings. In addition, Omnicare has a specialty pharmacy business operating primarily under the name of Advanced Care Scripts, and provides commercialization services under the name of RxCrossroads[®]. The Company is including LTC and the commercialization services in its former Retail Pharmacy Segment, which has been renamed the "Retail/LTC Segment," and will include the specialty pharmacy business in its Pharmacy Services Segment. The Company acquired Omnicare to expand its operations in dispensing prescription drugs to assisted-living and long-term care facilities, and to broaden its presence in the specialty pharmacy business as the Company seeks to serve a greater percentage of the growing senior patient population in the United States.

The fair value of the consideration transferred on the date of acquisition consisted of the following:

(in millions)

Cash paid to Omnicare shareholders	\$ 9,636
Fair value of replacement equity awards issued to Omnicare employees	
for precombination services	<u>9</u>
Total consideration	<u>\$ 9,645</u>

The following table summarizes the estimated fair values of the assets acquired and liabilities assumed at the date of acquisition:

(in millions)

Current assets (including cash of \$298)	\$ 1,657
Property and equipment	313
Goodwill	9,090
Intangible assets	3,962
Other noncurrent assets	64
Current liabilities	(705)
Long-term debt	(3,110)
Deferred income tax liabilities	(1,518)
Other noncurrent liabilities	(69)
Redeemable noncontrolling interest	<u>\$ (39)</u>
Total consideration	<u>\$ 9,645</u>

The assessment of fair value is preliminary and is based on information that was available to management at the time the condensed consolidated financial statements were prepared. Accordingly, such amounts may change. The most significant open items included the accounting for deferred income taxes and contingencies as management is awaiting additional information to complete its assessment of these matters. The goodwill represents future economic benefits expected to arise from the Company's expanded presence in the pharmaceutical care market, the assembled workforce acquired, expected purchasing and revenue synergies, as well as operating efficiencies and cost savings. Goodwill of \$8.6 billion was allocated to the Retail/LTC Segment and the remaining goodwill of \$0.5 billion was allocated to the Pharmacy Services Segment. Approximately \$0.4 billion of the goodwill is deductible for income tax purposes. Intangible assets acquired include customer relationships and trade names of \$3.9 billion and \$74 million, respectively, with estimated weighted average useful lives of 19.1 and 2.9 years, respectively, and 18.8 years in total.

The fair value of trade accounts receivable acquired is \$600 million, with the gross contractual amount being \$857 million. The Company expects \$257 million of trade accounts receivable to be uncollectible. The fair value of other receivables acquired is \$147 million, with the gross contractual amount being \$161 million. The Company expects \$14 million of other receivables to be uncollectible.

During the year ended December 31, 2015, the Company incurred transaction costs of \$70 million associated with the acquisition of Omnicare that were recorded within operating expenses.

The Company's consolidated results of operations for the year ended December 31, 2015, include \$2.6 billion of net revenues and net income of \$61 million associated with the operating results of Omnicare from August 18, 2015 to December 31, 2015. These Omnicare operating results include severance costs and accelerated stock-based compensation.

The following unaudited pro forma information presents a summary of the Company's combined results of operations for the year ended December 31, 2015 and 2014 as if the Omnicare acquisition and the related financing transactions had occurred on January 1, 2014. The following pro forma financial information is not necessarily indicative of the results of operations as they would have been had the transactions been effected on the assumed date, nor is it necessarily an indication of trends in future results for a number of reasons, including, but not limited to, differences between the assumptions used to prepare the pro forma information, basic shares outstanding and dilutive equivalents, cost savings from operating efficiencies, potential synergies, and the impact of incremental costs incurred in integrating the businesses.

<i>(in millions, except per share data)</i>	Year Ended December 31,	
	2015	2014
Total revenues	\$ 156,798	\$ 144,836
Income from continuing operations	5,277	4,522
Basic earnings per share from continuing operations	\$ 4.70	\$ 3.88
Diluted earnings per share from continuing operations	\$ 4.66	\$ 3.85

Pro forma income from continuing operations for the year ended December 31, 2015, excludes \$135 million related to severance costs, accelerated stock-based compensation and transaction costs incurred in connection with the Omnicare acquisition. Pro forma income from continuing operations for the year ended December 31, 2014, includes a \$521 million loss on the early extinguishment of debt recorded by CVS Health.

Target Pharmacy Acquisition

On December 16, 2015, the Company acquired the pharmacy and clinic businesses of Target for approximately \$1.9 billion, plus contingent consideration of up to \$50 million based on future prescription growth over a three year period. The purchase price is also subject to adjustment based on the value of inventory at the closing date. The Company acquired Target's 1,672 pharmacies which operate in 47 states and will operate them through a store-within-a-store format, branded as CVS Pharmacy. The Company also acquired 79 Target clinic locations which will be rebranded as MinuteClinic. The Company acquired the Target pharmacy and clinic businesses primarily to expand the geographic reach of its retail pharmacy business.

The estimated fair values of the assets acquired at the date of acquisition were approximately as follows:

<i><u>In millions</u></i>	
Accounts receivable	\$ 2
Inventories	472
Property and equipment	9
Intangible assets	490
Goodwill	916
Total cash consideration	<u>\$ 1,889</u>

The assessment of fair value is preliminary and is based on information that was available to management at the time the consolidated financial statements were prepared. Accordingly, such amounts may change. As of December 31, 2015, the most significant open item was the inventory related purchase price adjustment. Intangible assets acquired include customer relationships with an estimated useful life of 13 years. The goodwill represents future economic benefits expected to arise from the Company's expanded geographic presence in the retail pharmacy market, the assembled workforce acquired, expected purchasing and revenue synergies, as well as operating efficiencies and cost savings. The goodwill is deductible for income tax purposes. No liability for any potential contingent consideration has been recorded based on current projections for future prescription growth over the relevant period.

In January 2016, the Company received approximately \$21 million from Target as final settlement of the inventory valuation. This amount will be recorded as a reduction of the purchase price in the first quarter of 2016.

In connection with the closing of the transaction, the Company and Target entered into pharmacy and clinic operating and master lease agreements. See Note 7 of the consolidated financial statements for disclosures of the Company's leasing arrangements.

During the year ended December 31, 2015, the Company incurred transaction costs of approximately \$26 million associated with the acquisition that were recorded within operating expenses. The results of the Target pharmacies and clinics are included in the Company's Retail/LTC Segment beginning on December 16, 2015. Pro forma financial information for this acquisition is not presented as such results are immaterial to the Company's consolidated financial statements.

Coram Acquisition

On January 16, 2014, the Company acquired 100% of the voting interests of Coram LLC and its subsidiaries (collectively, "Coram"), the specialty infusion services and enteral nutrition business unit of Apria Healthcare Group Inc. ("Apria"), for cash consideration of approximately \$2.1 billion, plus contingent consideration of approximately \$0.1 billion. The purchase price was also subject to a working capital adjustment, which resulted in the Company receiving \$9 million from Apria. Coram is one of the nation's largest providers of comprehensive infusion services, caring for approximately 240,000 patients annually. Coram has approximately 4,600 employees, including approximately 600 nurses and 250 dietitians, operating primarily through 83 branch locations and six centers of excellence for patient intake.

The contingent consideration is based on the Company's future realization of Coram's tax net operating loss carryforwards ("NOLs") as of the date of the acquisition. The Company will pay the seller the first \$60 million in tax savings realized from the future utilization of the Coram NOLs, plus 50% of any additional future tax savings from the remaining NOLs. The fair value of the contingent consideration liability associated with the future realization of the Coram NOLs was determined using Level 3 inputs based on the present value of contingent payments expected to be made based on the Company's estimate of the amount and timing of Coram NOLs that will ultimately be realized. The change in fair value of the contingent consideration liability recognized in earnings for the year ended December 31, 2014 was immaterial and for the year ended December 31, 2015 was approximately \$4 million. During the year ended December 31, 2015, the Company made contingent consideration payments to Apria of approximately \$58 million.

The Company recognized approximately \$1.6 billion of goodwill in connection with the acquisition. The goodwill represents future economic benefits expected to arise from the Company's expanded presence in the specialty pharmaceuticals market, the assembled workforce acquired, and the expected synergies from combining operations with Coram. The goodwill is nondeductible for income tax purposes.

Coram's results of operations are included in the Company's PSS beginning on January 16, 2014. Pro forma information for this acquisition is not presented as Coram's results are immaterial to the Company's consolidated financial statements. During the year ended December 31, 2014, acquisition costs of \$15 million were expensed as incurred within operating expenses.

**Goodwill and Other
Intangibles**

**12 Months Ended
Dec. 31, 2015**

**Goodwill and Intangible
Assets Disclosure [Abstract]**

Goodwill and Other Intangibles

Goodwill and Other Intangibles

Goodwill and other indefinitely-lived assets are not amortized, but are subject to annual impairment reviews, or more frequent reviews if events or circumstances indicate an impairment may exist.

When evaluating goodwill for potential impairment, the Company first compares the fair value of its reporting units to their respective carrying amounts. The Company estimates the fair value of its reporting units using a combination of a future discounted cash flow valuation model and a comparable market transaction model. If the estimated fair value of the reporting unit is less than its carrying amount, an impairment loss calculation is prepared. The impairment loss calculation compares the implied fair value of a reporting unit's goodwill with the carrying amount of its goodwill. If the carrying amount of the goodwill exceeds the implied fair value, an impairment loss is recognized in an amount equal to the excess. During the third quarter of 2015, the Company performed its required annual goodwill impairment tests. The Company concluded there were no goodwill impairments as of the testing date.

Below is a summary of the changes in the carrying amount of goodwill by segment for the years ended December 31, 2015 and 2014:

<i>In millions</i>	Pharmacy		
	Services	Retail/LTC	Total
Balance, December 31, 2013	\$ 19,658	\$ 6,884	\$ 26,542
Acquisitions	1,578	38	1,616
Foreign currency translation adjustments	—	(14)	(14)
Other ⁽¹⁾	(2)	—	(2)
Balance, December 31, 2014	21,234	6,908	28,142
Acquisitions	452	9,554	10,006
Foreign currency translation adjustments	—	(40)	(40)
Other ⁽¹⁾	(1)	(1)	(2)
Balance, December 31, 2015	\$ 21,685	\$ 16,421	\$ 38,106

(1) "Other" represents immaterial purchase accounting adjustments for acquisitions.

Indefinitely-lived intangible assets are tested for impairment by comparing the estimated fair value of the asset to its carrying value. The Company estimates the fair value of its indefinitely-lived trademark using the relief from royalty method under the income approach. If the carrying value of the asset exceeds its estimated fair value, an impairment loss is recognized and the asset is written down to its estimated fair value. During the third quarter of 2015, the Company performed its annual impairment test of the indefinitely-lived trademark and concluded there was no impairment as of the testing date. The carrying amount of its indefinitely-lived trademark was \$6.4 billion as of December 31, 2015 and 2014.

The Company amortizes intangible assets with finite lives over the estimated useful lives of the respective assets, which have a weighted average useful life of 15.5 years. The weighted average useful lives of the Company's customer contracts and relationships and covenants not to compete are 15.5 years. The weighted average lives of the Company's favorable leases and other intangible assets are 15.6 years. Amortization expense for intangible assets totaled \$611 million, \$518 million and \$494 million in 2015, 2014 and 2013, respectively. The anticipated annual amortization expense for these intangible assets for the next five years is as follows:

<u>In millions</u>	
2016	\$ 760
2017	735
2018	705
2019	662
2020	490

The following table is a summary of the Company's intangible assets as of December 31:

<i>In millions</i>	2015			2014		
	Gross Carrying Amount	Accumulated Amortization	Net Carrying Amount	Gross Carrying Amount	Accumulated Amortization	Net Carrying Amount
Trademark (indefinitely-lived)	\$ 6,398	\$ —	\$ 6,398	\$ 6,398	\$ —	\$ 6,398
Customer contracts and relationships and covenants not to compete	10,594	(4,092)	6,502	6,521	(3,549)	2,972
Favorable leases and other	1,595	(617)	978	880	(476)	404
	<u>\$ 18,587</u>	<u>\$ (4,709)</u>	<u>\$ 13,878</u>	<u>\$ 13,799</u>	<u>\$ (4,025)</u>	<u>\$ 9,774</u>

Share Repurchase Programs

12 Months Ended

Dec. 31, 2015

Payments for Repurchase of Equity [Abstract]

Share Repurchase Programs

Share Repurchase Programs

The following share repurchase programs were authorized by the Company's Board of Directors:

<u>In billions</u>			
<u>Authorization Date</u>	<u>Authorized</u>	<u>Remaining</u>	
December 15, 2014 ("2014 Repurchase Program")	\$ 10.0	\$ 7.7	
December 17, 2013 ("2013 Repurchase Program")	\$ 6.0	\$ —	
September 19, 2012 ("2012 Repurchase Program")	\$ 6.0	\$ —	

The share Repurchase Programs, each of which was effective immediately, permit the Company to effect repurchases from time to time through a combination of open market repurchases, privately negotiated transactions, accelerated share repurchase ("ASR") transactions, and/or other derivative transactions. The 2014 Repurchase Program may be modified or terminated by the Board of Directors at any time. The 2013 and 2012 Repurchase Programs have been completed, as described below.

Pursuant to the authorization under the 2014 Repurchase Program, effective December 11, 2015, the Company entered into a \$725 million fixed dollar ASR with Barclays Bank PLC ("Barclays"). Upon payment of the \$725 million purchase price on December 14, 2015, the Company received a number of shares of its common stock equal to 80% of the \$725 million notional amount of the ASR or approximately 6.2 million shares. At the conclusion of the ASR program, the Company may receive additional shares equal to the remaining 20% of the \$725 million notional amount. The initial 6.2 million shares of common stock delivered to the Company by Barclays were placed into treasury stock in December 2015. The ASR was accounted for as an initial treasury stock transaction for \$580 million and a forward contract for \$145 million. The forward contract was classified as an equity instrument and was recorded within capital surplus on the consolidated balance sheet. On January 28, 2016, the Company received 1.4 million shares of common stock, representing the remaining 20% of the \$725 million notional amount of the ASR, thereby concluding the ASR. The remaining 1.4 million shares of common stock delivered to the Company by Barclays were placed into treasury stock in January 2016 and the forward contract was reclassified from capital surplus to treasury stock.

Pursuant to the authorization under the 2013 Repurchase Programs, effective January 2, 2015, the Company entered into a \$2.0 billion fixed dollar ASR agreement with J.P. Morgan Chase Bank ("JP Morgan"). Upon payment of the \$2.0 billion purchase price on January 5, 2015, the Company received a number of shares of its common stock equal to 80% of the \$2.0 billion notional amount of the ASR agreement or approximately 16.8 million shares, which were placed into treasury stock in January 2015. On May 1, 2015, the Company received approximately 3.1 million shares of common stock, representing the remaining 20% of the \$2.0 billion notional amount of the ASR, thereby concluding the ASR. The remaining 3.1 million shares of common stock delivered to the Company by JP Morgan were placed into treasury stock in May 2015. The ASR was accounted for as an initial treasury stock transaction for \$1.6 billion and a forward contract for \$0.4 billion. The forward contract was classified as an equity instrument and was initially recorded within capital surplus on the consolidated balance sheet and was reclassified to treasury stock upon the settlement of the ASR in May 2015.

Pursuant to the authorization under the 2012 Repurchase Program, effective October 1, 2013, the Company entered into a \$1.7 billion fixed dollar ASR agreement with Barclays. Upon payment of the \$1.7 billion purchase price on October 1, 2013, the Company received a number of shares of its common stock equal to 50% of the \$1.7 billion notional amount of the ASR agreement or approximately 14.9 million shares at a price of \$56.88 per share. The Company received approximately 11.7 million shares of common stock on December 30, 2013 at an average price of \$63.83 per share, representing the remaining 50% of the \$1.7 billion notional amount of the ASR agreement and thereby concluding the agreement. The total of 26.6 million shares of common stock delivered to the Company by Barclays over the term of the October 2013 ASR agreement were placed into treasury stock. The ASR was accounted for as an initial treasury stock transaction and a forward contract. The forward contract was classified as an equity instrument.

Each of the ASR transactions described above, the initial repurchase of the shares and delivery of the remainder of the shares to conclude each ASR, resulted in an immediate reduction of the outstanding shares used to calculate the weighted average common shares outstanding for basic and diluted earnings per share.

During the year ended December 31, 2015, the Company repurchased an aggregate of 48.0 million shares of common stock for approximately \$5.0 billion under the 2013 and 2014 Repurchase Programs. As of December 31, 2015, there remained an aggregate of approximately \$7.7 billion available for future repurchases under the 2014 Repurchase Program and the 2013 Repurchase Program was complete.

During the year ended December 31, 2014, the Company repurchased an aggregate of 51.4 million shares of common stock for approximately \$4.0 billion under the 2013 and 2012 Repurchase Programs. As of December 31, 2014, there remained an aggregate of approximately \$12.7 billion available for future repurchases under the 2014 and 2013 Repurchase Programs. As of December 31, 2014, the 2012 Repurchase Program was complete.

During the year ended December 31, 2013, the Company repurchased an aggregate of 66.2 million shares of common stock for approximately \$4.0 billion under the 2012 Repurchase Program, which includes shares received from the October 2013 ASR agreement described above. As of December 31, 2013, there remained an aggregate of approximately \$6.7 billion available for future repurchases under the 2013 and 2012 Repurchase Programs.

**Borrowing and Credit
Agreements**

**12 Months Ended
Dec. 31, 2015**

Debt Disclosure [Abstract]

**Borrowing and Credit
Agreements**

Borrowings and Credit Agreements

The following table is a summary of the Company's borrowings as of December 31:

<u><i>In millions</i></u>	<u>2015</u>	<u>2014</u>
Commercial paper	\$ —	\$ 685
3.25% senior notes due 2015	—	550
1.2% senior notes due 2016	750	750
6.125% senior notes due 2016	421	421
5.75% senior notes due 2017	1,080	1,080
1.9% senior notes due 2018	2,250	—
2.25% senior notes due 2018	1,250	1,250
2.25% senior notes due 2019	850	850
6.6% senior notes due 2019	394	394
2.8% senior notes due 2020	2,750	—
4.75% senior notes due 2020	450	450
4.125% senior notes due 2021	550	550
2.75% senior notes due 2022	1,250	1,250
3.5% senior notes due 2022	1,500	—
4.75% senior notes due 2022	400	—
4% senior notes due 2023	1,250	1,250
3.375% senior notes due 2024	650	650
5% senior notes due 2024	300	—
3.875% senior notes due 2025	3,000	—
6.25% senior notes due 2027	453	453
3.25% senior exchange debentures due 2035	5	—
4.875% senior notes due 2035	2,000	—
6.125% senior notes due 2039	734	734
5.75% senior notes due 2041	493	493
5.3% senior notes due 2043	750	750
5.125% senior notes due 2045	3,500	—
Capital lease obligations	644	391
Other	20	41
Total debt principal	<u>27,694</u>	<u>12,992</u>
Debt premiums	39	—
Debt discounts and deferred financing costs	<u>(269)</u>	<u>(102)</u>
	27,464	12,890
Less:		
Short-term debt (commercial paper)	—	(685)
Current portion of long-term debt	<u>(1,197)</u>	<u>(575)</u>
Long-term debt	<u>\$ 26,267</u>	<u>\$ 11,630</u>

The Company did not have any commercial paper outstanding as of December 31, 2015. In connection with its commercial paper program, the Company maintains a \$1.0 billion, five-year unsecured back-up credit facility, which expires on May 23, 2018, a \$1.25 billion, five-year unsecured back-up credit facility, which expires on July 24, 2019, and a \$1.25 billion, five-year unsecured back-up credit facility, which expires on July 1, 2020. The credit facilities allow for borrowings at various rates that are dependent, in part, on the Company's public debt ratings and require the Company to pay a weighted average quarterly facility fee of approximately 0.03%, regardless of usage. As of December 31, 2015, there were no borrowings outstanding under the back-up credit facilities. The weighted average interest rate for short-term debt outstanding as of December 31, 2014 was 0.36%.

On May 20, 2015, in connection with the acquisition of Omnicare, the Company entered into a \$13 billion unsecured bridge loan facility. The Company paid approximately \$52 million in fees in connection with the facility. The fees were capitalized and amortized as interest expense over the period the bridge facility was outstanding. The bridge loan facility expired on July 20, 2015 upon the Company's issuance of unsecured senior notes with an aggregate principal of \$15 billion as discussed below. The bridge loan facility fees became fully amortized in July 2015.

On July 20, 2015, the Company issued an aggregate of \$2.25 billion of 1.9% unsecured senior notes due 2018 ("2018 Notes"), an aggregate of \$2.75 billion of 2.8% unsecured senior notes due 2020 ("2020 Notes"), an aggregate of \$1.5 billion of 3.5% unsecured senior notes due 2022 ("2022 Notes"), an aggregate of \$3 billion of 3.875% unsecured senior notes due 2025 ("2025 Notes"), an aggregate of \$2 billion of 4.875% unsecured senior notes due 2035 ("2035 Notes"), and an aggregate of \$3.5 billion of 5.125% unsecured senior notes due 2045 ("2045 Notes" and, together with the 2018 Notes, 2020 Notes, 2022 Notes, 2025 Notes and 2035 Notes, the "Notes") for total proceeds of approximately \$14.8 billion, net of discounts and underwriting fees. The Notes pay interest semi-annually and contain redemption terms which allow or require the Company to redeem the Notes at a defined redemption price plus accrued and unpaid interest at the redemption date. The net proceeds of the Notes were used to fund the Omnicare acquisition and the acquisition of the pharmacies and clinics of Target. The remaining proceeds were used for general corporate purposes.

Upon the closing of the Omnicare acquisition in August 2015, the Company assumed the long-term debt of Omnicare that had a fair value of approximately \$3.1 billion, \$2.0 billion of which was previously convertible into Omnicare shares that holders were able to redeem subsequent to the acquisition. During the period from August 18, 2015 to December 31, 2015, all but \$5 million of the \$2.0 billion of previously convertible debt was redeemed and repaid and approximately \$0.4 billion in Omnicare term debt assumed was repaid for total repayments of Omnicare debt of approximately \$2.4 billion in 2015.

The remaining principal of the Omnicare debt assumed was comprised of senior unsecured notes with an aggregate principal amount of \$700 million (\$400 million of 4.75% senior notes due 2022 and \$300 million of 5% senior notes due 2024). In September 2015, the Company commenced exchange offers for the 4.75% senior notes due 2022 and the 5% senior notes due 2024 to exchange all validly tendered and accepted notes issued by Omnicare for notes to be issued by the Company. This offer expired on October 20, 2015 and the aggregate principal amounts below of each of the Omnicare notes were validly tendered and exchanged for notes issued by the Company.

Interest Rate and Maturity	Aggregate Principal Amount (In Millions)	Percentage of Total Outstanding Principal Amount Exchanged
4.75% senior notes due 2022	\$ 388	96.8%
5% senior notes due 2024	296	98.8%
Total senior notes issued under exchange transaction	\$ 684	

The Company recorded this exchange transaction as a modification of the original debt instruments. As such, no gain or loss on extinguishment was recognized in the Company's consolidated income statement as a result of this exchange transaction and issuance costs were expensed as incurred.

On August 7, 2014, the Company issued \$850 million of 2.25% unsecured senior notes due August 12, 2019 and \$650 million of 3.375% unsecured senior notes due August 12, 2024 (collectively, the "2014 Notes") for total proceeds of approximately \$1.5 billion, net of discounts and underwriting fees. The 2014 Notes pay interest semi-annually and may be redeemed, in whole at any time, or in part from time to time, at the Company's option at a defined redemption price plus accrued and unpaid interest to the redemption date. The net proceeds of the 2014 Notes were used for general corporate purposes and to repay certain corporate debt.

On August 7, 2014, the Company announced tender offers for any and all of the 6.25% Senior Notes due 2027, and up to a maximum amount of the 6.125% Senior Notes due 2039, the 5.75% Senior Notes due 2041 and the 5.75% Senior Notes due 2017, for up to an aggregate principal amount of \$1.5 billion. On August 21, 2014, the Company increased the aggregate principal amount of the tender offers to \$2.0 billion and completed the repurchase for the maximum amount on September 4, 2014. The Company paid a premium of \$490 million in excess of the debt principal in connection with the tender offers, wrote off \$26 million of

unamortized deferred financing costs and incurred \$5 million in fees, for a total loss on the early extinguishment of debt of \$521 million. The loss was recorded in income from continuing operations on the consolidated statement of income for the year ended December 31, 2014.

During the year ended December 31, 2014, the Company repurchased the remaining \$41 million of outstanding Enhanced Capital Advantage Preferred Securities ("ECAPS") at par. The fees and write-off of deferred issuance costs associated with the early extinguishment of the ECAPS were immaterial.

On December 2, 2013, the Company issued \$750 million of 1.2% unsecured senior notes due December 5, 2016; \$1.25 billion of 2.25% unsecured senior notes due December 5, 2018; \$1.25 billion of 4.0% unsecured senior notes due December 5, 2023; and \$750 million of 5.3% unsecured senior notes due December 5, 2043 (the "2013 Notes") for total proceeds of approximately \$4.0 billion, net of discounts and underwriting fees. The 2013 Notes pay interest semi-annually and may be redeemed, in whole at any time, or in part from time to time, at the Company's option at a defined redemption price plus accrued and unpaid interest to the redemption date. The net proceeds of the 2013 Notes were used to repay commercial paper outstanding at the time of issuance and to fund the acquisition of Coram in January 2014. The remainder was used for general corporate purposes.

The credit facilities, back-up credit facilities and unsecured senior notes contain customary restrictive financial and operating covenants. The covenants do not materially affect the Company's financial or operating flexibility.

The following is a summary of the Company's required principal debt repayments, excluding unamortized debt discounts, deferred financing costs and debt premiums, due during each of the next five years and thereafter, as of December 31, 2015:

Year Ending December 31:		
	<u><i>In millions</i></u>	
2016	\$	1,197
2017		1,113
2018		3,521
2019		1,266
2020		3,224
Thereafter		17,373
Total	\$	<u>27,694</u>

Leases

12 Months Ended

Dec. 31, 2015

Leases [Abstract]

Leases

Leases

The Company leases most of its retail and mail order locations, ten of its distribution centers and certain corporate offices under noncancelable operating leases, typically with initial terms of 15 to 25 years and with options that permit renewals for additional periods. The Company also leases certain equipment and other assets under noncancelable operating leases, typically with initial terms of 3 to 10 years. In December 2015, in connection with the acquisition of the pharmacy and clinic businesses of Target, the Company entered into lease agreements with Target for the pharmacy and clinic space within Target stores. Given that the noncancelable contractual term of the pharmacy lease arrangement exceeds the remaining estimated economic life of the buildings being leased, the Company concluded for accounting purposes that the lease term was the remaining economic life of the buildings. Consequently, most of the individual pharmacy leases are capital leases. Approximately \$0.3 billion of capital lease obligations were recorded in connection with this transaction.

Minimum rent on operating leases is expensed on a straight-line basis over the term of the lease. In addition to minimum rental payments, certain leases require additional payments based on sales volume, as well as reimbursement for real estate taxes, common area maintenance and insurance, which are expensed when incurred.

The following table is a summary of the Company's net rental expense for operating leases for the years ended December 31:

<i><u>In millions</u></i>	<u>2015</u>	<u>2014</u>	<u>2013</u>
Minimum rentals	\$ 2,317	\$ 2,320	\$ 2,210
Contingent rentals	34	36	41
	<u>2,351</u>	<u>2,356</u>	<u>2,251</u>
Less: sublease income	(22)	(21)	(21)
	<u>\$ 2,329</u>	<u>\$ 2,335</u>	<u>\$ 2,230</u>

The following table is a summary of the future minimum lease payments under capital and operating leases as of December 31, 2015:

<i><u>In millions</u></i>	<u>Capital Leases</u>	<u>Operating Leases⁽¹⁾</u>
2016	\$ 52	\$ 2,405
2017	94	2,321
2018	70	2,197
2019	69	2,044
2020	69	1,877
Thereafter	<u>970</u>	<u>16,837</u>
Total future lease payments ⁽²⁾	1,324	<u>\$ 27,681</u>
Less: imputed interest	<u>(679)</u>	
Present value of capital lease obligations	<u>\$ 645</u>	

(1) Future operating lease payments have not been reduced by minimum sublease rentals of \$180 million due in the future under noncancelable subleases.

(2) The Company leases pharmacy and clinic space from Target. Amounts related to such capital and operating leases are reflected above. Amounts due in excess of the remaining estimated economic life of the buildings of approximately \$1.7 billion are not reflected herein since the estimated economic life of the buildings is shorter than the contractual term of the lease arrangement.

The Company finances a portion of its store development program through sale-leaseback transactions. The properties are generally sold at net book value, which generally approximates fair value, and the resulting leases generally qualify and are accounted for as operating leases. The operating leases that resulted from these transactions are included in the above table. The Company does not have any retained or contingent interests in the stores and does not provide any guarantees, other than a guarantee of lease

payments, in connection with the sale-leaseback transactions. Proceeds from sale-leaseback transactions totaled \$411 million in 2015, \$515 million in 2014 and \$600 million in 2013.

Medicare Part D

12 Months Ended

Dec. 31, 2015

Receivables [Abstract]

Medicare Part D

Medicare Part D

The Company offers Medicare Part D benefits through SilverScript, which has contracted with CMS to be a PDP and, pursuant to the Medicare Prescription Drug, Improvement and Modernization Act of 2003, must be a risk-bearing entity regulated under state insurance laws or similar statutes.

SilverScript is a licensed domestic insurance company under the applicable laws and regulations. Pursuant to these laws and regulations, SilverScript must file quarterly and annual reports with the National Association of Insurance Commissioners ("NAIC") and certain state regulators, must maintain certain minimum amounts of capital and surplus under a formula established by the NAIC and must, in certain circumstances, request and receive the approval of certain state regulators before making dividend payments or other capital distributions to the Company. The Company does not believe these limitations on dividends and distributions materially impact its financial position.

The Company has recorded estimates of various assets and liabilities arising from its participation in the Medicare Part D program based on information in its claims management and enrollment systems. Significant estimates arising from its participation in this program include: (i) estimates of low-income cost subsidy, reinsurance amounts, and coverage gap discount amounts ultimately payable to or receivable from CMS based on a detailed claims reconciliation that will occur in the following year; (ii) an estimate of amounts receivable from or payable to CMS under a risk-sharing feature of the Medicare Part D program design, referred to as the risk corridor and (iii) estimates for claims that have been reported and are in the process of being paid or contested and for our estimate of claims that have been incurred but have not yet been reported.

As of December 31, 2015 and 2014, amounts due from CMS included in accounts receivable were \$1.6 billion and \$1.8 billion, respectively.

**Pension Plans and Other
Postretirement Benefits**

**12 Months Ended
Dec. 31, 2015**

Compensation and Retirement

Disclosure [Abstract]

**Pension Plans and Other
Postretirement Benefits**

Pension Plans and Other Postretirement Benefits

Defined Contribution Plans

The Company sponsors voluntary 401(k) savings plans that cover all employees who meet plan eligibility requirements. The Company makes matching contributions consistent with the provisions of the plans.

At the participant's option, account balances, including the Company's matching contribution, can be transferred without restriction among various investment options, including the Company's common stock fund under one of the defined contribution plans. The Company also maintains a nonqualified, unfunded Deferred Compensation Plan for certain key employees. This plan provides participants the opportunity to defer portions of their eligible compensation and receive matching contributions equivalent to what they could have received under the CVS Health 401(k) Plan absent certain restrictions and limitations under the Internal Revenue Code. The Company's contributions under the above defined contribution plans were \$251 million, \$238 million and \$235 million in 2015, 2014 and 2013, respectively.

Defined Benefit Pension Plans

As of December 31, 2015, the Company sponsored seven defined benefit pension plans. Two of the plans are tax-qualified plans that are funded based on actuarial calculations and applicable federal laws and regulations. The other five plans are unfunded nonqualified supplemental retirement plans. As of December 31, 2014 and 2013, the Company sponsored nine defined benefit pension plans. Four of the plans were tax-qualified plans and the other five plans were unfunded nonqualified supplemental retirement plans. Most of the plans were frozen in prior periods.

On September 30, 2015, the Company's Board of Directors approved a resolution to merge the four tax-qualified defined benefit plans that existed in 2014 and terminate the resulting merged plan. The merger was effective September 30, 2015 and the merged plan termination was effective December 31, 2015. It is expected to take approximately 18 to 24 months to complete the settlement of the terminated plan from the date of the approved resolution. The assumptions used to calculate the pension liability as of December 31, 2015 reflect the resolution to terminate the merged plan. This resulted in the pension liability and pre-tax accumulated other comprehensive income both increasing by \$67 million during the three months ended December 31, 2015. The pension liability will be settled in either lump sum payments or purchased annuities. Currently, there is not enough information available to determine the ultimate cost of the termination; however, based on current market rates the one-time settlement charge at final liquidation is estimated to be in the range of approximately \$175 million to \$250 million.

The following tables outline the change in benefit obligations and plan assets over the comparable periods:

<i><u>In millions</u></i>	<u>2015</u>	<u>2014</u>
Change in benefit obligation:		
Benefit obligation at beginning of year	\$ 796	\$ 694
Acquisition	8	—
Service cost	—	1
Interest cost	31	32
Actuarial loss	45	119
Benefit payments	(36)	(41)
Settlements	—	(9)
Benefit obligation at end of year	<u>\$ 844</u>	<u>\$ 796</u>

<i><u>In millions</u></i>	<u>2015</u>	<u>2014</u>
Change in plan assets:		
Fair value of plan assets at the beginning of the year	\$ 635	\$ 568

Acquisitions	5	—
Actual return on plan assets	(13)	75
Employer contributions	22	42
Benefit payments	(36)	(41)
Settlements	—	(9)
Fair value of plan assets at the end of the year	<u>613</u>	<u>635</u>
Funded status	<u>\$ (231)</u>	<u>\$ (161)</u>

The components of net periodic benefit costs for the years ended December 31, 2015, 2014 and 2013 are shown below:

<i>In millions</i>	<u>2015</u>	<u>2014</u>	<u>2013</u>
Components of net periodic benefit cost:			
Interest cost	\$ 31	\$ 32	\$ 30
Expected return on plan assets	(33)	(31)	(34)
Amortization of net loss	21	16	22
Settlement loss	—	3	—
Service cost	—	1	1
Net periodic pension cost	<u>\$ 19</u>	<u>\$ 21</u>	<u>\$ 19</u>

Pension Plan Assumptions

The Company uses a series of actuarial assumptions to determine the benefit obligations and the net benefit costs. The discount rate is determined by examining the current yields observed on the measurement date of fixed-interest, high quality investments expected to be available during the period to maturity of the related benefits on a plan by plan basis. The discount rate for the merged qualified plan that has been terminated is determined by examining the current assumed lump sum and annuity purchase rates. The expected long-term rate of return on plan assets is determined by using the plan's target allocation and historical returns for each asset class on a plan by plan basis. Certain of the Company's pension plans use assumptions on expected compensation increases of plan participants. These increases are determined by an actuarial analysis of the plan participants, their expected compensation increases, and the duration of their earnings period until retirement. Each of these assumptions are reviewed as plan characteristics change and on an annual basis with input from senior pension and financial executives and the Company's external actuarial consultants.

The discount rate for determining plan benefit obligations was 4.25% for all plans except the merged qualified plan in 2015 and 4% for all plans in 2014. The discount rate for the merged qualified plan was 3.25% in 2015. The expected long-term rate of return for the plans ranged from 5.75% to 6.75% in 2015 and ranged from 5.75% to 7.25% in 2014. The rate of compensation increases for certain of the plans with active participants ranged from 4% to 6% in 2015 and 2014.

Return on Plan Assets

Historically, the Company used an investment strategy which emphasized equities in order to produce higher expected returns, and in the long run, lower expected expense and cash contribution requirements. Beginning in 2013, the Company changed its investment strategy to be liability management driven. The qualified pension plan asset allocation targets in 2014 and 2013 were revised to hold more fixed income investments based on the change in the investment strategy. As of December 31, 2015, investment allocations for the two qualified defined benefit plans range from 80% to 100% in fixed income and 0% to 20% in equities. The following tables show the fair value allocation of plan assets by asset category as of December 31, 2015 and 2014.

<i>In millions</i>	<u>Fair value of plan assets at December 31, 2015</u>			
	<u>Level 1</u>	<u>Level 2</u>	<u>Level 3</u>	<u>Total</u>
Cash and money market funds \$	10	\$ —	\$ —	\$ 10

Fixed income funds	4	484	—	488
Equity mutual funds	115	—	—	115
Total assets at fair value	<u>\$ 129</u>	<u>\$ 484</u>	<u>\$ —</u>	<u>\$ 613</u>

Fair value of plan assets at December 31, 2014

	<u>Level 1</u>	<u>Level 2</u>	<u>Level 3</u>	<u>Total</u>
Cash and money market funds	\$ 7	\$ —	\$ —	\$ 7
Fixed income funds	—	514	—	514
Equity mutual funds	84	30	—	114
Total assets at fair value	<u>\$ 91</u>	<u>\$ 544</u>	<u>\$ —</u>	<u>\$ 635</u>

As of December 31, 2015, the Company's qualified defined benefit pension plan assets consisted of 19% equity, 80% fixed income and 2% money market securities of which 21% were classified as Level 1 and 79% as Level 2 in the fair value hierarchy. The Company's qualified defined benefit pension plan assets as of December 31, 2014 consisted of 18% equity, 81% fixed income and 1% money market securities of which 14% were classified as Level 1 and 86% as Level 2 in the fair value hierarchy.

The Company continued to have no investments in Level 3 alternative investments during the years ended December 31, 2015 and 2014.

Cash Flows

The Company contributed \$22 million, \$42 million and \$33 million to the pension plans during 2015, 2014 and 2013, respectively. The Company plans to make approximately \$37 million in contributions to the pension plans during 2016. These contributions include contributions made to certain nonqualified benefit plans for which there is no funding requirement. The Company estimates the following future benefit payments which are calculated using the same actuarial assumptions used to measure the benefit obligation as of December 31, 2015:

In millions

2016	\$	37
2017 ⁽¹⁾		39
2018		51
2019		50
2020		49
Thereafter		250

(1) Excludes any payments associated with the ultimate settlement of the terminated plan discussed above.

Multiemployer Pension Plans

The Company also contributes to a number of multiemployer pension plans under the terms of collective-bargaining agreements that cover its union-represented employees. The risks of participating in these multiemployer plans are different from single-employer pension plans in the following aspects: (i) assets contributed to the multiemployer plan by one employer may be used to provide benefits to employees of other participating employers, (ii) if a participating employer stops contributing to the plan, the unfunded obligations of the plan may be borne by the remaining participating employers, and (iii) if the Company chooses to stop participating in some of its multiemployer plans, the Company may be required to pay those plans an amount based on the underfunded status of the plan, referred to as a withdrawal liability.

None of the multiemployer pension plans in which the Company participates are individually significant to the Company. Total Company contributions to multiemployer pension plans were \$14 million in 2015 and 2014 and \$13 million in 2013.

Other Postretirement Benefits

The Company provides postretirement health care and life insurance benefits to certain retirees who meet eligibility requirements. The Company's funding policy is generally to pay covered expenses as they are incurred. For retiree medical plan accounting, the Company reviews external data and its own historical trends for health care costs to determine the health care cost trend rates. As of December 31, 2015 and 2014, the Company's other postretirement benefits have an accumulated postretirement benefit obligation of \$33 million and \$31 million, respectively. Net periodic benefit costs related to these other postretirement

benefits were \$2 million in 2015, \$1 million in 2014, and \$11 million in 2013. The net periodic benefit costs for 2013 include a settlement loss of \$8 million.

Pursuant to various collective bargaining agreements, the Company also contributes to multiemployer health and welfare plans that cover certain union-represented employees. The plans provide postretirement health care and life insurance benefits to certain employees who meet eligibility requirements. Total Company contributions to multiemployer health and welfare plans were \$60 million, \$58 million and \$55 million in 2015, 2014 and 2013, respectively.

Stock Incentive Plans

12 Months Ended

Dec. 31, 2015

Disclosure of Compensation Related Costs, Share-based Payments [Abstract]

Stock Incentive Plans

Stock Incentive Plans

Stock-based compensation expense is measured at the grant date based on the fair value of the award and is recognized as expense over the requisite service period of the stock award (generally three to five years) using the straight-line method.

Compensation expense related to stock options, which includes the Employee Stock Purchase Plan (the "ESPP") totaled \$90 million, \$103 million and \$100 million for 2015, 2014 and 2013, respectively. The recognized tax benefit was \$26 million, \$33 million and \$32 million for 2015, 2014 and 2013, respectively. Compensation expense related to restricted stock awards totaled \$140 million, \$62 million and \$41 million for 2015, 2014 and 2013, respectively. Stock-based compensation for the year ended December 31, 2015 includes \$38 million associated with accelerated vesting of restricted stock replacement awards issued to Omnicare executives who were terminated subsequent to the acquisition.

The ESPP provides for the purchase of up to 15 million shares of common stock. In March 2013, the Board of Directors approved an amendment to the ESPP to provide an additional 15 million shares of common stock for issuance. Under the ESPP, eligible employees may purchase common stock at the end of each six month offering period at a purchase price equal to 85% of the lower of the fair market value on the first day or the last day of the offering period. During 2015, approximately 1 million shares of common stock were purchased under the provisions of the ESPP at an average price of \$72.21 per share. As of December 31, 2015, approximately 14 million shares of common stock were available for issuance under the ESPP.

The fair value of stock-based compensation associated with the ESPP is estimated on the date of grant (the first day of the six month offering period) using the Black-Scholes Option Pricing Model.

The following table is a summary of the assumptions used to value the ESPP awards for each of the respective periods:

	2015	2014	2013
Dividend yield ⁽¹⁾	0.71%	0.75%	0.86%
Expected volatility ⁽²⁾	13.92%	14.87%	16.94%
Risk-free interest rate ⁽³⁾	0.11%	0.08%	0.10%
Expected life (<i>in years</i>) ⁽⁴⁾	0.5	0.5	0.5
Weighted-average grant date fair value	\$ 18.72	\$ 13.74	\$ 10.08

(1) The dividend yield is calculated based on semi-annual dividends paid and the fair market value of the Company's stock at the grant date.

(2) The expected volatility is based on the historical volatility of the Company's daily stock market prices over the previous six month period.

(3) The risk-free interest rate is based on the Treasury constant maturity interest rate whose term is consistent with the expected term of ESPP options (i.e., 6 months).

(4) The expected life is based on the semi-annual purchase period.

The terms of the Company's Incentive Compensation Plan ("ICP") provide for grants of annual incentive and long-term performance awards to executive officers and other officers and employees of the Company or any subsidiary of the Company. Payment of such annual incentive and long-term performance awards will be in cash, stock, other awards or other property, at the discretion of the Management Planning and Development Committee of the Company's Board of Directors. The ICP allows for a maximum of 74 million shares to be reserved and available for grants. The ICP is the only compensation plan under which the Company grants stock options, restricted stock and other stock-based awards to its employees, with the exception of the Company's ESPP. In November 2012, the Company's Board of Directors approved an amendment to the ICP to eliminate the share recycling provision of the ICP. As of December 31, 2015, there were approximately 24 million shares available for future grants under the ICP.

The Company's restricted awards are considered nonvested share awards and require no payment from

the employee. Compensation cost is recorded based on the market price of the Company's common stock on the grant date and is recognized on a straight-line basis over the requisite service period. The Company granted 2,695,000, 2,708,000 and 1,715,000 restricted stock units with a weighted average fair value of \$100.81, \$73.60 and \$54.30 in 2015, 2014 and 2013, respectively. As of December 31, 2015, there was \$268 million of total unrecognized compensation cost related to the restricted stock units that are expected to vest. These costs are expected to be recognized over a weighted-average period of 2.61 years. The total fair value of restricted shares vested during 2015, 2014 and 2013 was \$164 million, \$57 million and \$41 million, respectively.

The following table is a summary of the restricted stock unit and restricted share award activity for the year ended December 31, 2015.

<u>Units in thousands</u>	<u>Units</u>	<u>Weighted Average Grant Date Fair Value</u>
Nonvested at beginning of year	4,677	\$ 51.90
Granted	2,695	\$ 100.81
Vested	(1,646)	\$ 103.82
Forfeited	(308)	\$ 73.61
Nonvested at end of year	<u>5,418</u>	<u>\$ 59.22</u>

All grants under the ICP are awarded at fair value on the date of grant. The fair value of stock options is estimated using the Black-Scholes Option Pricing Model and stock-based compensation is recognized on a straight-line basis over the requisite service period. Stock options granted generally become exercisable over a four-year period from the grant date. Stock options generally expire seven years after the grant date.

Excess tax benefits of \$127 million, \$106 million and \$62 million were included in financing activities in the accompanying consolidated statements of cash flow during 2015, 2014 and 2013, respectively. Cash received from stock options exercised, which includes the ESPP, totaled \$299 million, \$421 million and \$500 million during 2015, 2014 and 2013, respectively. The total intrinsic value of stock options exercised was \$394 million, \$372 million and \$282 million in 2015, 2014 and 2013, respectively. The total fair value of stock options vested during 2015, 2014 and 2013 was \$334 million, \$292 million and \$329 million, respectively.

The fair value of each stock option is estimated using the Black-Scholes option pricing model based on the following assumptions at the time of grant:

	<u>2015</u>	<u>2014</u>	<u>2013</u>
Dividend yield ⁽¹⁾	1.37%	1.47%	1.65%
Expected volatility ⁽²⁾	18.07%	19.92%	30.96%
Risk-free interest rate ⁽³⁾	1.24%	1.35%	0.73%
Expected life (<i>in years</i>) ⁽⁴⁾	4.2	4.0	4.7
Weighted-average grant date fair value	\$ 14.01	\$ 11.04	\$ 12.50

(1) The dividend yield is based on annual dividends paid and the fair market value of the Company's stock at the grant date.

(2) The expected volatility is estimated using the Company's historical volatility over a period equal to the expected life of each option grant after adjustments for infrequent events such as stock splits.

(3) The risk-free interest rate is selected based on yields from U.S. Treasury zero-coupon issues with a remaining term equal to the expected term of the options being valued.

(4) The expected life represents the number of years the options are expected to be outstanding from grant date based on historical option holder exercise experience.

As of December 31, 2015, unrecognized compensation expense related to unvested options totaled \$91 million, which the Company expects to be recognized over a weighted-average period of 1.72 years. After considering anticipated forfeitures, the Company expects approximately 12 million of the unvested stock options to vest over the requisite service period.

The following table is a summary of the Company's stock option activity for the year ended December 31, 2015:

**Weighted
Average**

<u>Shares in thousands</u>	<u>Shares</u>	<u>Weighted Average Exercise Price</u>	<u>Remaining Contractual Term</u>	<u>Aggregate Intrinsic Value</u>
Outstanding at December 31, 2014	28,166	\$ 47.87		
Granted	3,772	\$ 102.25		
Exercised	(6,425)	\$ 40.68		
Forfeited	(902)	\$ 66.81		
Expired	<u>(270)</u>	\$ 38.03		
Outstanding at December 31, 2015	<u>24,341</u>	\$ 57.60	3.88	\$993,965,110
Exercisable at December 31, 2015	<u>11,847</u>	\$ 42.17	2.66	\$658,732,653
Vested at December 31, 2015 and expected to vest in the future	23,765	\$ 56.96	3.84	\$984,746,487

Income Taxes

12 Months Ended
Dec. 31, 2015

Income Tax Disclosure

[Abstract]

Income Taxes

Income Taxes

The income tax provision for continuing operations consisted of the following for the years ended December 31:

<u>In millions</u>	<u>2015</u>	<u>2014</u>	<u>2013</u>
Current:			
Federal	\$ 3,065	\$ 2,581	\$ 2,623
State	555	495	437
	<u>3,620</u>	<u>3,076</u>	<u>3,060</u>
Deferred:			
Federal	(180)	(43)	(115)
State	(54)	—	(17)
	<u>(234)</u>	<u>(43)</u>	<u>(132)</u>
Total	<u>\$ 3,386</u>	<u>\$ 3,033</u>	<u>\$ 2,928</u>

The following table is a reconciliation of the statutory income tax rate to the Company's effective income tax rate for continuing operations for the years ended December 31:

	<u>2015</u>	<u>2014</u>	<u>2013</u>
Statutory income tax rate	35.0%	35.0%	35.0%
State income taxes, net of federal tax benefit	4.0	4.3	4.0
Other	0.3	0.2	(0.1)
Effective income tax rate	<u>39.3%</u>	<u>39.5%</u>	<u>38.9%</u>

The following table is a summary of the significant components of the Company's deferred tax assets and liabilities as of December 31:

<u>In millions</u>	<u>2015</u>	<u>2014</u>
Deferred tax assets:		
Lease and rents	\$ 378	\$ 396
Inventory	99	—
Employee benefits	359	311
Allowance for doubtful accounts	279	164
Retirement benefits	105	80
Net operating loss and capital loss carryforwards	115	74
Deferred income	83	261
Other	498	297
Valuation allowance	(115)	(5)
Total deferred tax assets	<u>1,801</u>	<u>1,578</u>
Deferred tax liabilities:		
Inventories	—	(18)
Depreciation and amortization	(6,018)	(4,572)
Total deferred tax liabilities	<u>(6,018)</u>	<u>(4,590)</u>
Net deferred tax liabilities	<u>\$ (4,217)</u>	<u>\$ (3,012)</u>

Net deferred tax assets (liabilities) are presented on the consolidated balance sheets as follows:

<u><i>In millions</i></u>	<u>2015</u>	<u>2014</u>
Deferred tax assets—current	\$ 1,220	\$ 985
Deferred tax assets—noncurrent (included in other assets)	—	39
Deferred tax liabilities—noncurrent	<u>(5,437)</u>	<u>(4,036)</u>
Net deferred tax liabilities	<u>\$ (4,217)</u>	<u>\$ (3,012)</u>

The Company assesses positive and negative evidence to determine whether it is more likely than not some portion of a deferred tax asset would not be realized. When it would not, a valuation allowance is established for such portion of a deferred tax asset. The Company's valuation allowance increased by \$110 million in the current year, a majority of which relates to capital losses assumed in the Omnicare acquisition.

A reconciliation of the beginning and ending amount of unrecognized tax benefits is as follows:

<u><i>In millions</i></u>	<u>2015</u>	<u>2014</u>	<u>2013</u>
Beginning balance	\$ 188	\$ 117	\$ 80
Additions based on tax positions related to the current year	57	32	19
Additions based on tax positions related to prior years	122	70	37
Reductions for tax positions of prior years	(11)	(15)	(1)
Expiration of statutes of limitation	(13)	(15)	(17)
Settlements	<u>(5)</u>	<u>(1)</u>	<u>(1)</u>
Ending balance	<u>\$ 338</u>	<u>\$ 188</u>	<u>\$ 117</u>

The Company and most of its subsidiaries are subject to U.S. federal income tax as well as income tax of numerous state and local jurisdictions. The Company is a participant in the Compliance Assurance Process ("CAP"), which is a voluntary program offered by the Internal Revenue Service ("IRS") under which participating taxpayers work collaboratively with the IRS to identify and resolve potential tax issues through open, cooperative and transparent interaction prior to the filing of their federal income tax. The IRS is currently examining the Company's 2014 and 2015 consolidated U.S. federal income tax returns.

The Company and its subsidiaries are also currently under income tax examinations by a number of state and local tax authorities. As of December 31, 2015, no examination has resulted in any proposed adjustments that would result in a material change to the Company's results of operations, financial condition or liquidity.

Substantially all material state and local income tax matters have been concluded for fiscal years through 2010. Although certain state exams will be concluded and certain state statutes will lapse in 2016, the change in the balance of our uncertain tax positions will be immaterial. In addition, it is reasonably possible that the Company's unrecognized tax benefits could significantly change within the next twelve months due to the anticipated conclusion of various examinations with the IRS for various years. An estimate of the range of the possible change cannot be made at this time.

The Company recognizes interest accrued related to unrecognized tax benefits and penalties in income tax expense. The Company recognized interest of approximately \$5 million during the year ended December 31, 2015, \$6 million during the year ended December 31, 2014, and \$4 million during the year ended December 31, 2013. The Company had approximately \$16 million and \$11 million accrued for interest and penalties as of December 31, 2015 and 2014, respectively.

There are no material uncertain tax positions as of December 31, 2015 the ultimate deductibility of which is highly certain but for which there is uncertainty about the timing. If there were, any such items would impact deferred tax accounting only, not the annual effective income tax rate, and would accelerate the payment of cash to the taxing authority to a period earlier than expected.

As of December 31, 2015, the total amount of unrecognized tax benefits that, if recognized, would affect the effective income tax rate is approximately \$292 million, after considering the federal benefit of state income taxes.

**Commitments and
Contingencies**

**12 Months Ended
Dec. 31, 2015**

**Commitments and
Contingencies Disclosure**
[Abstract]

Commitments and Contingencies **Commitments and Contingencies**

Lease Guarantees

Between 1991 and 1997, the Company sold or spun off a number of subsidiaries, including Bob's Stores, Linens 'n Things, Marshalls, Kay-Bee Toys, Wilsons, This End Up and Footstar. In many cases, when a former subsidiary leased a store, the Company provided a guarantee of the store's lease obligations. When the subsidiaries were disposed of, the Company's guarantees remained in place, although each initial purchaser has agreed to indemnify the Company for any lease obligations the Company was required to satisfy. If any of the purchasers or any of the former subsidiaries were to become insolvent and failed to make the required payments under a store lease, the Company could be required to satisfy these obligations.

As of December 31, 2015, the Company guaranteed approximately 72 such store leases (excluding the lease guarantees related to Linens 'n Things, which are discussed in Note 1), with the maximum remaining lease term extending through 2026. Management believes the ultimate disposition of any of the remaining guarantees will not have a material adverse effect on the Company's consolidated financial condition, results of operations or future cash flows.

Legal Matters

The Company is a party to legal proceedings, investigations and claims in the ordinary course of its business, including the matters described below. The Company records accruals for outstanding legal matters when it believes it is probable that a loss will be incurred and the amount can be reasonably estimated. The Company evaluates, on a quarterly basis, developments in legal matters that could affect the amount of any accrual and developments that would make a loss contingency both probable and reasonably estimable. If a loss contingency is not both probable and estimable, the Company does not establish an accrued liability. None of the Company's accruals for outstanding legal matters are material individually or in the aggregate to the Company's financial position.

The Company's contingencies are subject to significant uncertainties, including, among other factors: (i) the procedural status of pending matters; (ii) whether class action status is sought and certified; (iii) whether asserted claims or allegations will survive dispositive motion practice; (iv) the extent of potential damages, fines or penalties, which are often unspecified or indeterminate; (v) the impact of discovery on the legal process; (vi) whether novel or unsettled legal theories are at issue; (vii) the settlement posture of the parties, and/or (viii) in the case of certain government agency investigations, whether a sealed *qui tam* lawsuit ("whistleblower" action) has been filed and whether the government agency makes a decision to intervene in the lawsuit following investigation.

Except as otherwise noted, the Company cannot predict with certainty the timing or outcome of the legal matters described below, and is unable to reasonably estimate a possible loss or range of possible loss in excess of amounts already accrued for these matters.

- Caremark (the term "Caremark" being used herein to generally refer to any one or more PBM subsidiaries of the Company, as applicable) was named in a putative class action lawsuit filed in October 2003 in Alabama state court by John Lauriello, purportedly on behalf of participants in the 1999 settlement of various securities class action and derivative lawsuits against Caremark and others. Other defendants include insurance companies that provided coverage to Caremark with respect to the settled lawsuits. The Lauriello lawsuit seeks approximately \$3.2 billion in compensatory damages plus other non-specified damages based on allegations that the amount of insurance coverage available for the settled lawsuits was misrepresented and suppressed. A similar lawsuit was filed in November 2003 by Frank McArthur, also in Alabama state court, naming as defendants, among others, Caremark and several insurance companies involved in the 1999 settlement. This lawsuit was stayed as a later-filed class action, but McArthur was subsequently allowed to intervene in the Lauriello action. Following the close of class discovery, the trial court entered an Order on August 15, 2012 that granted the plaintiffs' motion to certify a class pursuant to Alabama Rule of Civil Procedures 23(b)(3) but denied their request that the class also be certified pursuant to Rule 23(b)(1). In addition, the August 15, 2012 Order

appointed class representatives and class counsel. On September 12, 2014, the Alabama Supreme Court affirmed the trial court's August 15, 2012 Order. In November 2015, the trial court ruled on the parties' motions for summary judgment. The Court granted in part and denied in part plaintiffs' motion for summary judgment and the Court denied Caremark's motion for summary judgment. The parties engaged in mediation in January 2016. The case is proceeding and trial is currently scheduled to begin on February 19, 2016.

- Beginning in August 2003, various lawsuits were filed by pharmacies alleging that Caremark and other PBMs were violating certain antitrust laws. In August 2003, Bellevue Drug Co., Robert Schreiber, Inc. d/b/a Burns Pharmacy and Rehn-Huerbinger Drug Co. d/b/a Parkway Drugs #4, together with Pharmacy Freedom Fund and the National Community Pharmacists Association filed a putative class action against Caremark in the United States District Court for the Eastern District of Pennsylvania, seeking treble damages and injunctive relief. This case was initially sent to arbitration based on the contract terms between the pharmacies and Caremark, but later returned to federal court, where it currently remains. In addition, in October 2003, two independent pharmacies, North Jackson Pharmacy, Inc. and C&C, Inc. d/b/a Big C Discount Drugs, Inc., filed three separate putative class action complaints in the United States District Court for the Northern District of Alabama, all seeking treble damages and injunctive relief. One complaint named three Caremark entities as defendants, and the other two complaints named PBM competitors. The North Jackson Pharmacy case against two of the Caremark entities was transferred to the United States District Court for the Northern District of Illinois; the case against the third Caremark entity was sent to arbitration based on contract terms between the pharmacies and that entity. The arbitration was stayed at the parties' request and later closed by the American Arbitration Association.

In August 2006, the Judicial Panel on Multidistrict Litigation issued an order transferring all related PBM antitrust cases, including the North Jackson Pharmacy cases, to the United States District Court for the Eastern District of Pennsylvania for coordinated and consolidated proceedings with the cases originally filed in that court, including the Bellevue matter. The consolidated action is now known as *In re Pharmacy Benefit Managers Antitrust Litigation*. A motion for class certification filed by the North Jackson Pharmacy plaintiffs against the Caremark defendants in August 2015 is currently pending. In the Bellevue matter, the parties are in the early stages of discovery.

- In February 2006, two substantially similar putative class action lawsuits were filed in the U.S. District Court for the Eastern District of Kentucky, and were consolidated and entitled *Indiana State Dist. Council of Laborers & HOD Carriers Pension & Welfare Fund v. Omnicare, Inc., et al.*, No. 2:06cv26. The consolidated complaint was filed against Omnicare, three of its officers and two of its directors and purported to be brought on behalf of all open-market purchasers of Omnicare common stock from August 3, 2005 through July 27, 2006, as well as all purchasers who bought shares of Omnicare common stock in Omnicare's public offering in December 2005. The complaint alleged violations of the Securities Exchange Act of 1934 and Section 11 of the Securities Act of 1933 and sought, among other things, compensatory damages and injunctive relief. After dismissals and appeals to the United States Court of Appeals for the Sixth Circuit, the United States Supreme Court remanded the case to the district court. In October 2015, the court granted plaintiffs' motion to file a third amended complaint. In December 2015, Omnicare filed a motion to dismiss plaintiffs' third amended complaint.
- In December 2007, the Company received a document subpoena from the Office of Inspector General ("OIG") within the U.S. Department of Health and Human Services, requesting information relating to the processing of Medicaid and certain other government agency claims on behalf of its clients (which allegedly resulted in underpayments from our pharmacy benefit management clients to the applicable government agencies) on one of the Company's adjudication platforms. In September 2014, the Company settled the OIG's claims, as well as related claims by the Department of Justice and private plaintiffs, without any admission of liability. The Company is in discussions with the OIG concerning other claim processing issues.
- In November 2009, a securities class action lawsuit was filed in the United States District Court for the District of Rhode Island by Richard Medoff, purportedly on behalf of purchasers of CVS Health Corporation stock between May 5, 2009 and November 4, 2009. An amended complaint extended that time period back to October 30, 2008. The lawsuit names the Company and certain officers as defendants and includes allegations of securities fraud relating to public disclosures made by the Company concerning the PBM business and allegations of insider trading. In addition, a shareholder derivative lawsuit was filed by Mark Wuotila in December 2009 in the same court against the directors and certain officers of the Company. This lawsuit, which has

remained stayed pending developments in the related securities class action, includes allegations of, among other things, securities fraud, insider trading and breach of fiduciary duties and further alleges that the Company was damaged by the purchase of stock at allegedly inflated prices under its share repurchase program. In January 2011, both lawsuits were transferred to the United States District Court for the District of New Hampshire. In August 2015, the Parties reached an agreement in principle to settle the Medoff action for \$48 million. In September 2015, the Parties filed a joint stipulation seeking preliminary approval for this settlement. Preliminary approval was granted in November 2015 and the final approval hearing occurred in January 2016. The Company denies any wrongdoing, and agreed to a settlement to avoid the burden, uncertainty and distraction of litigation. The settlement will be funded by insurance proceeds. The Wuotila derivative matter remains pending.

- As part of a previously disclosed civil settlement agreement entered into by Omnicare with the U.S. Attorney's Office, for the District of Massachusetts in November 2009, Omnicare also entered into an amended and restated corporate integrity agreement ("CIA") with the OIG with a term of five years from November 2, 2009 with certain provisions continuing for a period after the term. In October 2015, Omnicare received a closure letter from the OIG. The Company is continuing discussions with the OIG around the CIA and its compliance program.
- In March 2010, the Company learned that various State Attorneys General offices and certain other government agencies were conducting a multi-state investigation of certain of the Company's business practices similar to those being investigated at that time by the U.S. Federal Trade Commission ("FTC"). Twenty-eight states, the District of Columbia and the County of Los Angeles are known to be participating in this investigation. The prior FTC investigation, which commenced in August 2009, was officially concluded in May 2012 when the consent order entered into between the FTC and the Company became final. The Company has cooperated with the multi-state investigation.
- In March 2010, the Company received a subpoena from the OIG requesting information about programs under which the Company has offered customers remuneration conditioned upon the transfer of prescriptions for drugs or medications to the Company's pharmacies in the form of gift cards, cash, non-prescription merchandise or discounts or coupons for non-prescription merchandise. The subpoena relates to an investigation of possible false or otherwise improper claims for payment under the Medicare and Medicaid programs. The Company has provided documents and other information in response to this request for information.
- On October 29, 2010, a *qui tam* complaint entitled *United States et al., ex rel. Banigan and Templin v. Organon USA, Inc., Omnicare, Inc. and PharMerica Corporation*, Civil No. 07-12153-RWZ, that had been filed under seal with the U.S. District Court in Boston, Massachusetts, was ordered unsealed by the court. The complaint was brought by James Banigan and Richard Templin, former employees of Organon, as private party *qui tam* relators on behalf of the federal government and several state and local governments. The action alleges civil violations of the False Claims Act based on allegations that Organon and its affiliates paid Omnicare and several other long-term care pharmacies rebates, post-purchase discounts and other forms of remuneration in return for purchasing pharmaceuticals from Organon and taking steps to increase the purchase of Organon's drugs in violation of the Anti-Kickback Statute. The U.S. Department of Justice declined to intervene in this action. The court denied Omnicare's motion to dismiss in June 2012. Discovery is closed in this matter. The Company believes that the allegations are without merit.
- In January 2012, the United States District Court for the Eastern District of Pennsylvania unsealed a first amended *qui tam* complaint filed in August 2011 by an individual relator, Anthony Spay, who is described in the complaint as having once been employed by a firm providing pharmacy prescription benefit audit and recovery services. The complaint seeks monetary damages and alleges that Caremark's processing of Medicare claims on behalf of one of its clients violated the federal False Claims Act. The United States declined to intervene in the lawsuit. In September 2015, the Court granted Caremark's motion for summary judgment in its entirety, and entered judgment in favor of Caremark and against Spay. In October 2015, Spay filed a notice of appeal in the United States Court of Appeals for the Third Circuit.
- In November 2012, the Company received a subpoena from the OIG requesting information concerning automatic refill programs used by pharmacies to refill prescriptions for customers. The Company has been cooperating and providing documents and other information in response to this request for information.

- In 2013, Omnicare received subpoenas seeking information regarding Omnicare's nationwide billing practices with regard to National Drug Code overrides and Omnicare's May 2008 acquisition of Pure Service Pharmacy. In 2014, Omnicare received subpoenas seeking information regarding Omnicare's Auto Label Verification system and Omnicare's per diem arrangements. Omnicare has produced documents and provided information in response to these subpoenas and continues to cooperate in the investigations.
- On March 22, 2013, a *qui tam* complaint entitled *United States et al. ex rel. Susan Ruscher v. Omnicare, Inc. et al.*, Civil No. 08-cv-3396, which had been filed under seal in the U.S. District Court for the Southern District of Texas, was unsealed by the court. The complaint was brought by Susan Ruscher as a private party *qui tam* relator on behalf of the federal government and several state governments alleging violations of the federal False Claims Act and analogous state laws based upon allegations that Omnicare's practices relating to customer collections violated the Anti-Kickback Statute. In September 2015, the court granted summary judgment dismissing all claims against Omnicare and denied relator's motion for summary judgment related to Omnicare's counterclaims and thereafter, in October 2015, the court entered a final judgment for Omnicare and stayed trial on the counterclaims pending an appeal from the relator. In October 2015, plaintiffs filed a notice of appeal in the United States Court of Appeals for the Fifth Circuit.
- In March 2014, the Company received a subpoena from the United States Attorney's Office for the District of Rhode Island, requesting documents and information concerning bona fide service fees and rebates received from pharmaceutical manufacturers in connection with certain drugs utilized under Part D of the Medicare Program, as well as the reporting of those fees and rebates to Part D plan sponsors. The Company has been cooperating with the government and providing documents and information in response to the subpoena.
- The U.S. Department of Justice, through the U.S. Attorney's Office for the Western District of Virginia, investigated whether Omnicare's activities in connection with the agreements it had with the manufacturer of the pharmaceutical Depakote violated the False Claims Act or the Anti-Kickback Statute. Omnicare cooperated with this investigation and believes that it has complied with applicable laws and regulations with respect to this matter. In connection with this matter, on December 22, 2014, the U.S. Department of Justice filed a civil complaint-in-intervention in two *qui tam* complaints, entitled *United States, et al., ex rel. Spetter v. Abbott Laboratories, Inc., Omnicare, Inc., and PharMerica Corp.*, No. 1:07-cv-00006 and *United States, et al., ex rel. McCoy v. Abbott Laboratories, Omnicare, Inc., PharMerica Corp., and Miles White*, No. 1:07-cv-00081, alleging civil violations of the False Claims Act in connection with the manufacturer agreements described above. In July 2015, the parties filed a Joint Motion to Stay the Litigation stating that the parties have reached a proposed resolution of the monetary terms of a potential settlement agreement. These financial terms are contingent on approval by authorized officials at the Department of Justice, negotiation of terms of a settlement agreement, approval and releases from the OIG, the National Association of Medicaid Fraud Control Units, and the Department of Justice, and coordination with discussions with the United States regarding other ongoing matters. While the Company believes that a final settlement will be reached, there can be no assurance that any final settlement agreement will be reached or as to the final terms of such settlement.
- In May 2015, the Company entered into a settlement agreement with the U.S. Attorney's Office for the Middle District of Florida, resolving alleged violations of the Controlled Substances Act ("CSA"). The Company paid a fine of \$22 million in connection with the settlement. The Company is also undergoing several audits by the Drug Enforcement Agency ("DEA") Administrator and is in discussions with the DEA and the U.S. Attorney's Office in several locations concerning allegations that the Company has violated certain requirements of the CSA. Whether agreements can be reached and on what terms is uncertain.
- In May 2015, the Company received a subpoena from the OIG requesting information and documents concerning the Company's automatic refill programs, adherence outreach programs, and pharmacy customer incentives, particularly in connection with claims for reimbursement made to the Minnesota Medicaid program. The Company has been cooperating with the investigation and providing information in response to the subpoena.
- In July 2015, the U.S. District Court in the District of Massachusetts dismissed all claims alleged in a *qui tam* lawsuit that had been brought against the Company by a pharmacy auditor and a former CVS pharmacist. The lawsuit, which was initially filed under seal in 2011, alleged that the Company violated the federal False Claims Act, as well as the false claims acts of several states, by overcharging state and federal governments in connection with prescription drugs available

through the Company's Health Savings Pass program, a membership-based program that allows enrolled customers special pricing for typical 90-day supplies of various generic prescription drugs. The federal government had declined to intervene in the case. The plaintiffs are appealing the dismissal to the U.S. Court of Appeals for First Circuit.

- On July 27, 2015, a consolidated class action complaint was filed by plaintiffs naming Omnicare, the members of the Omnicare Board of Directors, CVS Health, CVS Pharmacy, Inc. and its merger subsidiary as defendants. The complaint alleged that the members of the Omnicare Board of Directors breached their fiduciary duties to Omnicare's stockholders during merger negotiations by entering into the merger agreement and approving the merger, and the CVS parties aided and abetted such breaches of fiduciary duties. In September 2015, the court granted plaintiffs' voluntary notice of dismissal of all allegations against the defendants.
- The Attorney General of the State of Texas issued civil investigative demands and other requests in February 2012, May 2014, and May 2015, and has continued its investigation concerning the Health Savings Pass program and other pricing practices with respect to claims for reimbursement from the Texas Medicaid program.
- In July and September 2015, two related putative class actions, *Corcoran et al. v. CVS Health Corp.*, and *Podgorny et al. v. CVS Health Corp.*, were filed against the Company in the United States District Court in the Northern District of California and the Northern District of Illinois, respectively. The two cases have been consolidated in United States District Court in the Northern District of California. The consolidated second amended complaint alleges that plaintiffs overpaid for prescriptions for generic drugs filled at CVS pharmacies. The plaintiffs seek damages and injunctive relief under the consumer protection statutes and common laws of certain states. The Company has moved to dismiss the second amended complaint.
- In September 2015, Omnicare was served with an administrative subpoena by the DEA. The subpoena seeks documents related to controlled substance policies, procedures, and practices at eight pharmacy locations from May 2012 to present. The Company has been cooperating and providing documents in response to this administrative subpoena.
- In October 2015, Omnicare received a Civil Investigative Demand from the United States Attorney's Office for the Southern District of New York requesting information and documents concerning Omnicare's cycle fill process for assisted living facilities. The Company has been cooperating with the government and providing documents and information in response to the Civil Investigative Demand.
- In October 2015, the Company received from the U.S. Department of Justice a Civil Investigative Demand requesting documents and information in connection with a False Claims Act investigation concerning allegations that the Company submitted, or caused to be submitted, to the Medicare Part D program prescription drug event data that misrepresented true prices paid by the Company's PBM to pharmacies for drugs dispensed to Part D beneficiaries with prescription benefits administered by the Company's PBM. The Company has been cooperating with the government and providing documents and information in response to the Civil Investigative Demand.
- In November 2015, the United States District Court for the Eastern District of Pennsylvania unsealed a second amended *qui tam* complaint filed in September 2015, in an action captioned *The United States of America et al. ex rel. Sally Schimelpfeinig and John Segura v. Dr. Reddy's Laboratories Limited et al.* The U.S. Department of Justice declined to intervene in this action. The relators allege that the Company, Walgreens, Wal-Mart, and Dr. Reddy's Laboratories violated the federal and various state False Claims Acts by dispensing prescriptions in unit dose packaging supplied by Dr. Reddy's that was not compliant with the Consumer Product Safety Improvement Act and the Poison Preventive Packaging Act and thereby allegedly rendering the drugs misbranded under the Food, Drug & Cosmetic Act.

The Company is also a party to other legal proceedings, government investigations, inquiries and audits arising in the normal course of its business, none of which is expected to be material to the Company. The Company can give no assurance, however, that its business, financial condition and results of operations will not be materially adversely affected, or that the Company will not be required to materially change its business practices, based on: (i) future enactment of new health care or other laws or regulations; (ii) the interpretation or application of existing laws or regulations as they may relate to the Company's business, the pharmacy services, retail pharmacy, long-term care pharmacy or retail clinic industries or to the health care industry generally; (iii) pending or future federal or state governmental investigations of the

Company's business or the pharmacy services, retail pharmacy, long-term care pharmacy or retail clinic industry or of the health care industry generally; (iv) pending or future government enforcement actions against the Company; (v) adverse developments in any pending *qui tam* lawsuit against the Company, whether sealed or unsealed, or in any future *qui tam* lawsuit that may be filed against the Company; or (vi) adverse developments in pending or future legal proceedings against the Company or affecting the pharmacy services, retail pharmacy, long-term care pharmacy or retail clinic industry or the health care industry generally.

Segment Reporting

12 Months Ended

Dec. 31, 2015

Segment Reporting [Abstract]

Segment Reporting

Segment Reporting

The Company currently has three reportable segments: Pharmacy Services, Retail/LTC and Corporate. The Retail/LTC Segment includes the operating results of the Company's Retail Pharmacy and LTC operating segments as the operations and economics characteristics are similar. The Company's segments maintain separate financial information for which operating results are evaluated on a regular basis by the Company's chief operating decision maker in deciding how to allocate resources and in assessing performance.

The Company evaluates its Pharmacy Services and Retail/LTC segment performance based on net revenue, gross profit and operating profit before the effect of nonrecurring charges and certain intersegment activities. The Company evaluates the performance of its Corporate Segment based on operating expenses before the effect of discontinued operations, nonrecurring charges, and certain intersegment activities. See Note 1 for a description of the Pharmacy Services, Retail/LTC and Corporate segments and related significant accounting policies.

The following table is a reconciliation of the Company's business segments to the consolidated financial statements:

<i>In millions</i>	Pharmacy Services Segment ^{(1)(b)}	Retail/LTC Segment ^(b)	Corporate Segment	Intersegment Eliminations ^(a)	Consolidated Totals
2015:					
Net revenues	\$ 100,363	\$ 72,007	\$ —	\$ (19,080)	\$ 153,290
Gross profit	5,227	21,992	—	(691)	26,528
Operating profit ⁽³⁾	3,989	7,130	(1,037)	(628)	9,454
Depreciation and amortization	654	1,336	102	—	2,092
Additions to property and equipment	359	1,883	125	—	2,367
2014:					
Net revenues	\$ 88,440	\$ 67,798	\$ —	\$ (16,871)	\$ 139,367
Gross profit	4,771	21,277	—	(681)	25,367
Operating profit	3,514	6,762	(796)	(681)	8,799
Depreciation and amortization	630	1,205	96	—	1,931
Additions to property and equipment	308	1,745	83	—	2,136
2013:					
Net revenues	\$ 76,208	\$ 65,618	\$ —	\$ (15,065)	\$ 126,761
Gross profit	4,237	20,112	—	(566)	23,783
Operating profit ⁽³⁾	3,086	6,268	(751)	(566)	8,037
Depreciation and amortization	560	1,217	93	—	1,870
Additions to property and equipment	313	1,610	61	—	1,984

- (1) Net revenues of the Pharmacy Services Segment include approximately \$8.9 billion, \$8.1 billion and \$7.9 billion of Retail Co-Payments for 2015, 2014 and 2013, respectively. See Note 1 to the consolidated financial statements for additional information about Retail Co-Payments.
- (2) Intersegment eliminations relate to intersegment revenue generating activities that occur between the Pharmacy Services Segment and the Retail/LTC Segment. These occur in the following ways: when members of Pharmacy Services Segment clients ("members") fill prescriptions at retail stores to purchase covered products, when members enrolled in programs such as Maintenance Choice[®] elect to pick up maintenance prescriptions at a retail drugstore instead of receiving them through the mail, or when members have prescriptions filled at long-term care facilities. When these occur, both the Pharmacy Services and Retail/LTC segments record the revenues, gross profit and operating profit on a standalone basis.
- (3) For the year ended December 31, 2015, the Corporate Segment operating loss includes \$156 million of acquisition-related transaction and integration costs and a \$90 million charge related to a legacy lawsuit challenging the 1999 legal settlement by MedPartners of various securities class actions and a related derivative claim.

- (4) Consolidated operating profit for the year ended December 31, 2013 includes a \$72 million gain on a legal settlement, of which, \$11 million is included in the Pharmacy Services Segment and \$61 million is included in the Retail/LTC Segment.

Earnings Per Share

12 Months Ended

Dec. 31, 2015

Earnings Per Share [Abstract]

Earnings Per Share

Earnings Per Share

The following is a reconciliation of basic and diluted earnings per share from continuing operations for the respective years:

<i><u>In millions, except per share amounts</u></i>	<u>2015</u>	<u>2014</u>	<u>2013</u>
Numerator for earnings per share calculation:			
Income from continuing operations attributable to common stockholders ⁽¹⁾	\$ 5,202	\$ 4,626	\$ 4,600
Denominator for earnings per share calculation:			
Weighted average shares, basic	1,118	1,161	1,217
Effect of dilutive securities	8	8	9
Weighted average shares, diluted	<u>1,126</u>	<u>1,169</u>	<u>1,226</u>
Earnings per share from continuing operations:			
Basic	\$ 4.65	\$ 3.98	\$ 3.78
Diluted	\$ 4.62	\$ 3.96	\$ 3.75

(1) Comprised of income from continuing operations less amounts allocable to participating securities of \$27 million and \$19 million for the years ended December 31, 2015 and 2014, respectively.

Quarterly Financial
Information (Unaudited)

12 Months Ended
Dec. 31, 2015

Quarterly Financial Information
Disclosure [Abstract]

Quarterly Financial Information
(Unaudited)

Quarterly Financial Information (Unaudited)

<i>In millions, except per share amounts</i>	First Quarter	Second Quarter	Third Quarter	Fourth Quarter	Year
2015:					
Net revenues	\$ 36,332	\$ 37,169	\$ 38,644	\$41,145	\$153,290
Gross profit	6,164	6,402	6,661	7,301	26,528
Operating profit	2,132	2,262	2,331	2,729	9,454
Income from continuing operations	1,221	1,272	1,237	1,500	5,230
Income (loss) from discontinued operations, net of tax	—	—	10	(1)	9
Net income attributable to CVS Health	1,221	1,272	1,246	1,498	5,237
Basic earnings per share:					
Income from continuing operations attributable to CVS Health	\$ 1.08	\$ 1.13	\$ 1.10	\$ 1.35	\$ 4.65
Income (loss) from discontinued operations attributable to CVS Health	\$ —	\$ —	\$ 0.01	\$ —	\$ 0.01
Net income attributable to CVS Health	\$ 1.08	\$ 1.13	\$ 1.11	\$ 1.35	\$ 4.66
Diluted earnings per share:					
Income from continuing operations attributable to CVS Health	\$ 1.07	\$ 1.12	\$ 1.10	\$ 1.34	\$ 4.62
Income (loss) from discontinued operations attributable to CVS Health	\$ —	\$ —	\$ 0.01	\$ —	\$ 0.01
Net income attributable to CVS Health	\$ 1.07	\$ 1.12	\$ 1.11	\$ 1.34	\$ 4.63
Dividends per share	\$ 0.350	\$ 0.350	\$ 0.350	\$ 0.350	\$ 1.40
Stock price: (New York Stock Exchange)					
High	\$ 104.56	\$ 106.47	\$ 113.45	\$105.29	\$ 113.45
Low	\$ 94.16	\$ 98.74	\$ 95.12	\$ 91.56	\$ 91.56

<i>In millions, except per share amounts</i>	First Quarter	Second Quarter	Third Quarter	Fourth Quarter	Year
2014:					
Net revenues	\$ 32,689	\$ 34,602	\$ 35,021	\$37,055	\$139,367
Gross profit	5,942	6,324	6,468	6,633	25,367
Operating profit	2,024	2,208	2,246	2,321	8,799
Income from continuing operations	1,129	1,246	948	1,322	4,645
Loss from discontinued operations, net of tax	—	—	—	(1)	(1)
Net income attributable to CVS Health	1,129	1,246	948	1,321	4,644
Basic earnings per share:					
Income from continuing operations attributable to CVS Health	\$ 0.96	\$ 1.07	\$ 0.82	\$ 1.15	\$ 3.98
Loss from discontinued operations attributable to CVS Health	\$ —	\$ —	\$ —	\$ —	\$ —
Net income attributable to CVS Health	\$ 0.96	\$ 1.07	\$ 0.82	\$ 1.15	\$ 3.98
Diluted earnings per share:					
Income from continuing operations attributable to CVS Health	\$ 0.95	\$ 1.06	\$ 0.81	\$ 1.14	\$ 3.96
Loss from discontinued operations					

attributable to CVS Health	\$	—	\$	—	\$	—	\$	—	\$	—
Net income attributable to CVS Health	\$	0.95	\$	1.06	\$	0.81	\$	1.14	\$	3.96
Dividends per share	\$	0.275	\$	0.275	\$	0.275	\$	0.275	\$	1.10
Stock price: (New York Stock Exchange)										
High	\$	76.36	\$	79.43	\$	82.57	\$	98.62	\$	98.62
Low	\$	64.95	\$	72.37	\$	74.69	\$	77.40	\$	64.95

Significant Accounting Policies (Policies)

12 Months Ended
Dec. 31, 2015

Accounting Policies [Abstract]

Principles of Consolidation

Principles of consolidation - The consolidated financial statements include the accounts of the Company and its majority-owned subsidiaries and variable interest entities ("VIEs") for which the Company is the primary beneficiary. All intercompany balances and transactions have been eliminated.

The Company continually evaluates its investments to determine if they represent variable interests in a VIE. If the Company determines that it has a variable interest in a VIE, the Company then evaluates if it is the primary beneficiary of the VIE. The evaluation is a qualitative assessment as to whether the Company has the ability to direct the activities of a VIE that most significantly impact the entity's economic performance. The Company consolidates a VIE if it is considered to be the primary beneficiary.

Assets and liabilities of VIEs for which the Company is the primary beneficiary were not significant to the Company's consolidated financial statements. VIE creditors do not have recourse against the general credit of the Company.

Use of Estimates

Use of estimates - The preparation of financial statements in conformity with accounting principles generally accepted in the United States of America requires management to make estimates and assumptions that affect the reported amounts in the consolidated financial statements and accompanying notes. Actual results could differ from those estimates.

Fair Value Hierarchy

Fair value hierarchy - The Company utilizes the three-level valuation hierarchy for the recognition and disclosure of fair value measurements. The categorization of assets and liabilities within this hierarchy is based upon the lowest level of input that is significant to the measurement of fair value. The three levels of the hierarchy consist of the following:

- Level 1 - Inputs to the valuation methodology are unadjusted quoted prices in active markets for identical assets or liabilities that the Company has the ability to access at the measurement date.
- Level 2 - Inputs to the valuation methodology are quoted prices for similar assets and liabilities in active markets, quoted prices in markets that are not active or inputs that are observable for the asset or liability, either directly or indirectly, for substantially the full term of the instrument.
- Level 3 - Inputs to the valuation methodology are unobservable inputs based upon management's best estimate of inputs market participants could use in pricing the asset or liability at the measurement date, including assumptions about risk.

Cash and Cash Equivalents

Cash and cash equivalents - Cash and cash equivalents consist of cash and temporary investments with maturities of three months or less when purchased. The Company invests in short-term money market funds, commercial paper and time deposits, as well as other debt securities that are classified as cash equivalents within the accompanying consolidated balance sheets, as these funds are highly liquid and readily convertible to known amounts of cash. These investments are classified within Level 1 of the fair value hierarchy because they are valued using quoted market prices.

Short-term and Long-term Investments

Short-term investments - The Company's short-term investments consist of certificates of deposit with initial maturities of greater than three months when purchased that mature in less than one year from the balance sheet date. These investments, which were classified as available-for-sale within Level 1 of the fair value hierarchy, were carried at fair value, which approximated their historical cost at December 31, 2015 and 2014.

Fair Value of Financial Instruments

Fair value of financial instruments - As of December 31, 2015, the Company's financial instruments include cash and cash equivalents, short-term and long-term investments, accounts receivable, accounts payable, contingent consideration liability and short-term debt. Due to the nature of these instruments, the Company's carrying value approximates fair value. The carrying amount and estimated fair value of total long-term debt was \$27.5 billion and \$28.4 billion, respectively, as of December 31, 2015. The fair value of the Company's long-term debt was estimated based on quoted rates currently offered in active markets for the Company's debt, which is considered Level 1 of the fair value hierarchy.

Foreign Currency Translation and Transactions

Foreign currency translation and transactions - For local currency functional currency, assets and liabilities are translated at end-of-period rates while revenues and expenses are translated at average rates in effect during the period. Equity is translated at historical rates and the resulting cumulative translation adjustments are included as a component of accumulated other comprehensive income (loss).

For U.S. dollar functional currency locations, foreign currency assets and liabilities are remeasured into U.S. dollars at end-of-period exchange rates, except for non-monetary balance sheet accounts, which are remeasured at historical exchange rates. Revenue and expense are remeasured at average exchange rates in

effect during each period, except for those expenses related to the nonmonetary balance sheet amounts, which are remeasured at historical exchange rates. Gains or losses from foreign currency remeasurement are included in income.

Gains and losses arising from foreign currency transactions and the effects of remeasurements were not material for all periods presented.

Accounts Receivable

Accounts receivable - Accounts receivable are stated net of an allowance for doubtful accounts. The accounts receivable balance primarily includes amounts due from third party providers (e.g., pharmacy benefit managers, insurance companies, governmental agencies and long-term care facilities), clients, members and private pay customers, as well as vendors and manufacturers. Charges to bad debt are based on both historical write-offs and specifically identified receivables.

Inventories

Inventories - All inventories are stated at the lower of cost or market. Prescription drug inventories in the RLS and PSS, as well as front store inventories in the RLS stores are accounted for using the weighted average cost method. See Note 2, "Changes in Accounting Principle." Physical inventory counts are taken on a regular basis in each retail store and long-term care pharmacy and a continuous cycle count process is the primary procedure used to validate the inventory balances on hand in each distribution center and mail facility to ensure that the amounts reflected in the accompanying consolidated financial statements are properly stated. During the interim period between physical inventory counts, the Company accrues for anticipated physical inventory losses on a location-by-location basis based on historical results and current trends.

Property and Equipment

Property and equipment - Property, equipment and improvements to leased premises are depreciated using the straight-line method over the estimated useful lives of the assets, or when applicable, the term of the lease, whichever is shorter. Estimated useful lives generally range from 10 to 40 years for buildings, building improvements and leasehold improvements and 3 to 10 years for fixtures, equipment and internally developed software. Repair and maintenance costs are charged directly to expense as incurred. Major renewals or replacements that substantially extend the useful life of an asset are capitalized and depreciated. Application development stage costs for significant internally developed software projects are capitalized and depreciated.

Goodwill and Other Indefinitely-lived Assets

Goodwill and other indefinitely-lived assets - Goodwill and other indefinitely-lived assets are not amortized, but are subject to impairment reviews annually, or more frequently if necessary.

Intangible Assets

Intangible assets - Purchased customer contracts and relationships are amortized on a straight-line basis over their estimated useful lives between 9 and 20 years. Purchased customer lists are amortized on a straight-line basis over their estimated useful lives of up to 10 years. Purchased leases are amortized on a straight-line basis over the remaining life of the lease. See Note 4 for additional information about intangible assets.

Impairment of Long-lived Assets

Impairment of long-lived assets - The Company groups and evaluates fixed and finite-lived intangible assets for impairment at the lowest level at which individual cash flows can be identified, whenever events or changes in circumstances indicate that the carrying value of an asset may not be recoverable. If indicators of impairment are present, the Company first compares the carrying amount of the asset group to the estimated future cash flows associated with the asset group (undiscounted and without interest charges). If the estimated future cash flows used in this analysis are less than the carrying amount of the asset group, an impairment loss calculation is prepared. The impairment loss calculation compares the carrying amount of the asset group to the asset group's estimated future cash flows (discounted and with interest charges). If required, an impairment loss is recorded for the portion of the asset group's carrying value that exceeds the asset group's estimated future cash flows (discounted and with interest charges).

Redeemable Noncontrolling Interest

Redeemable noncontrolling interest - As a result of the acquisition of Omnicare in August 2015, the Company obtained a 73% ownership interest in limited liability company ("LLC").

Revenue Recognition

Revenue Recognition

Pharmacy Services Segment - The PSS sells prescription drugs directly through its mail service dispensing pharmacies and indirectly through its retail pharmacy network. The PSS recognizes revenue from prescription drugs sold by its mail service dispensing pharmacies and under retail pharmacy network contracts where it is the principal using the gross method at the contract prices negotiated with its clients. Net revenues include: (i) the portion of the price the client pays directly to the PSS, net of any volume-related or other discounts paid back to the client (see "Drug Discounts" below), (ii) the price paid to the PSS by client plan members for mail order prescriptions ("Mail Co-Payments") and the price paid to retail network pharmacies by client plan members for retail prescriptions ("Retail Co-Payments"), and (iii) administrative fees for retail pharmacy network contracts where the PSS is not the principal as discussed below. Sales taxes are not included in revenue.

Revenue is recognized when: (i) persuasive evidence of an arrangement exists, (ii) delivery has occurred or services have been rendered, (iii) the seller's price to the buyer is fixed or determinable, and (iv) collectability is reasonably assured. The following revenue recognition policies have been established

for the PSS:

- Revenues generated from prescription drugs sold by mail service dispensing pharmacies are recognized when the prescription is delivered. At the time of delivery, the PSS has performed substantially all of its obligations under its client contracts and does not experience a significant level of returns or reshipments.
- Revenues generated from prescription drugs sold by third party pharmacies in the PSS' retail pharmacy network and associated administrative fees are recognized at the PSS' point-of-sale, which is when the claim is adjudicated by the PSS online claims processing system.

The PSS determines whether it is the principal or agent for its retail pharmacy network transactions on a contract by contract basis. In the majority of its contracts, the PSS has determined it is the principal due to it: (i) being the primary obligor in the arrangement, (ii) having latitude in establishing the price, changing the product or performing part of the service, (iii) having discretion in supplier selection, (iv) having involvement in the determination of product or service specifications, and (v) having credit risk. The PSS' obligations under its client contracts for which revenues are reported using the gross method are separate and distinct from its obligations to the third party pharmacies included in its retail pharmacy network contracts. Pursuant to these contracts, the PSS is contractually required to pay the third party pharmacies in its retail pharmacy network for products sold, regardless of whether the PSS is paid by its clients. The PSS' responsibilities under its client contracts typically include validating eligibility and coverage levels, communicating the prescription price and the co-payments due to the third party retail pharmacy, identifying possible adverse drug interactions for the pharmacist to address with the prescriber prior to dispensing, suggesting generic alternatives where clinically appropriate and approving the prescription for dispensing. Although the PSS does not have credit risk with respect to Retail Co-Payments or inventory risk related to retail network claims, management believes that all of the other applicable indicators of gross revenue reporting are present. For contracts under which the PSS acts as an agent, revenue is recognized using the net method.

Drug Discounts - The PSS deducts from its revenues any rebates, inclusive of discounts and fees, earned by its clients. Rebates are paid to clients in accordance with the terms of client contracts, which are normally based on fixed rebates per prescription for specific products dispensed or a percentage of manufacturer discounts received for specific products dispensed. The liability for rebates due to clients is included in "Claims and discounts payable" in the accompanying consolidated balance sheets.

Medicare Part D - The PSS, through its SilverScript subsidiary, participates in the federal government's Medicare Part D program as a Prescription Drug Plan ("PDP"). Net revenues include insurance premiums earned by the PDP, which are determined based on the PDP's annual bid and related contractual arrangements with the Centers for Medicare and Medicaid Services ("CMS"). The insurance premiums include a direct premium paid by CMS and a beneficiary premium, which is the responsibility of the PDP member, but which is subsidized by CMS in the case of low-income members. Premiums collected in advance are initially deferred in accrued expenses and are then recognized in net revenues over the period in which members are entitled to receive benefits.

In addition to these premiums, net revenues include co-payments, coverage gap benefits, deductibles and co-insurance (collectively, the "Member Co-Payments") related to PDP members' actual prescription claims. In certain cases, CMS subsidizes a portion of these Member Co-Payments and pays the PSS an estimated prospective Member Co-Payment subsidy amount each month. The prospective Member Co-Payment subsidy amounts received from CMS are also included in net revenues. SilverScript assumes no risk for these amounts. If the prospective Member Co-Payment subsidies received differ from the amounts based on actual prescription claims, the difference is recorded in either accounts receivable or accrued expenses.

The PSS accounts for CMS obligations and Member Co-Payments (including the amounts subsidized by CMS) using the gross method consistent with its revenue recognition policies for Mail Co-Payments and Retail Co-Payments (discussed previously in this document).

Retail/LTC Segment

Retail Pharmacy - The retail drugstores recognize revenue at the time the customer takes possession of the merchandise. Customer returns are not material. Revenue generated from the performance of services in the RLS' health care clinics is recognized at the time the services are performed. Sales taxes are not included in revenue.

Long-term Care - Revenue is recognized when products are delivered or services are rendered or provided

to the customer, prices are fixed and determinable, and collection is reasonably assured. A significant portion of our revenues from sales of pharmaceutical and medical products are reimbursed by the federal Medicare Part D program and, to a lesser extent, state Medicaid programs. Payments for services rendered to patients covered by these programs are generally less than billed charges. The Company monitors its revenues and receivables from these reimbursement sources, as well as other third party insurance payors, and record an estimated contractual allowance for sales and receivable balances at the revenue recognition date, to properly account for anticipated differences between billed and reimbursed amounts. Accordingly, the total net sales and receivables reported in the Company's consolidated financial statements are recorded at the amount expected to be ultimately received from these payors. Since billing functions for a portion of the Company's revenue systems are largely computerized, enabling on-line adjudication at the time of sale to record net revenues, the Company's exposure in connection with estimating contractual allowance adjustments is limited primarily to unbilled and initially rejected Medicare, Medicaid and third party claims (typically approved for reimbursement once additional information is provided to the payor). For the remaining portion of the Company's revenue systems, the contractual allowance is estimated for all billed, unbilled and initially rejected Medicare, Medicaid and third party claims. The Company evaluates several criteria in developing the estimated contractual allowances on a monthly basis, including historical trends based on actual claims paid, current contract and reimbursement terms, and changes in customer base and payor/product mix. Contractual allowance estimates are adjusted to actual amounts as cash is received and claims are settled, and the aggregate impact of these resulting adjustments was not significant to our results of operations for any of the periods presented.

Patient co-payments associated with Medicare Part D, certain state Medicaid programs, Medicare Part B and certain third party payors are typically not collected at the time products are delivered or services are rendered, but are billed to the individuals as part of our normal billing procedures and subject to our normal accounts receivable collections procedures.

Health Care Clinics - For services provided by our health care clinics, revenue recognition occurs for completed services provided to patients, with adjustments taken for third party payor contractual obligations and patient direct bill historical collection rates.

Loyalty Program - The Company's customer loyalty program, ExtraCare[®], is comprised of two components, ExtraSavings[™] and ExtraBucks[®] Rewards. ExtraSavings coupons redeemed by customers are recorded as a reduction of revenues when redeemed. ExtraBucks Rewards are accrued as a charge to cost of revenues when earned, net of estimated breakage. The Company determines breakage based on historical redemption patterns.

Cost of Revenues

Cost of revenues

Pharmacy Services Segment - The PSS' cost of revenues includes: (i) the cost of prescription drugs sold during the reporting period directly through its mail service dispensing pharmacies and indirectly through its retail pharmacy network, (ii) shipping and handling costs, and (iii) the operating costs of its mail service dispensing pharmacies and client service operations and related information technology support costs including depreciation and amortization. The cost of prescription drugs sold component of cost of revenues includes: (i) the cost of the prescription drugs purchased from manufacturers or distributors and shipped to members in clients' benefit plans from the PSS' mail service dispensing pharmacies, net of any volume-related or other discounts (see "Vendor allowances and purchase discounts" below) and (ii) the cost of prescription drugs sold (including Retail Co-Payments) through the PSS' retail pharmacy network under contracts where it is the principal, net of any volume-related or other discounts.

Retail/LTC Segment - The RLS' cost of revenues includes: the cost of merchandise sold during the reporting period and the related purchasing costs, warehousing and delivery costs (including depreciation and amortization) and actual and estimated inventory losses.

Vendor Allowances and Purchase Discounts

Vendor allowances and purchase discounts

The Company accounts for vendor allowances and purchase discounts as follows:

Pharmacy Services Segment - The PSS receives purchase discounts on products purchased. The PSS' contractual arrangements with vendors, including manufacturers, wholesalers and retail pharmacies, normally provide for the PSS to receive purchase discounts from established list prices in one, or a combination, of the following forms: (i) a direct discount at the time of purchase, (ii) a discount for the prompt payment of invoices, or (iii) when products are purchased indirectly from a manufacturer (e.g., through a wholesaler or retail pharmacy), a discount (or rebate) paid subsequent to dispensing. These rebates are recognized when prescriptions are dispensed and are generally calculated and billed to manufacturers within 30 days of the end of each completed quarter. Historically, the effect of adjustments resulting from the reconciliation of rebates recognized to the amounts billed and collected has not been material to the PSS' results of operations. The PSS accounts for the effect of any such differences as a

change in accounting estimate in the period the reconciliation is completed. The PSS also receives additional discounts under its wholesaler contracts if it exceeds contractually defined annual purchase volumes. In addition, the PSS receives fees from pharmaceutical manufacturers for administrative services. Purchase discounts and administrative service fees are recorded as a reduction of "Cost of revenues".

Retail/LTC Segment - Vendor allowances received by the RLS reduce the carrying cost of inventory and are recognized in cost of revenues when the related inventory is sold, unless they are specifically identified as a reimbursement of incremental costs for promotional programs and/or other services provided. Amounts that are directly linked to advertising commitments are recognized as a reduction of advertising expense (included in operating expenses) when the related advertising commitment is satisfied. Any such allowances received in excess of the actual cost incurred also reduce the carrying cost of inventory. The total value of any upfront payments received from vendors that are linked to purchase commitments is initially deferred. The deferred amounts are then amortized to reduce cost of revenues over the life of the contract based upon purchase volume. The total value of any upfront payments received from vendors that are not linked to purchase commitments is also initially deferred. The deferred amounts are then amortized to reduce cost of revenues on a straight-line basis over the life of the related contract. The total amortization of these upfront payments was not material to the accompanying consolidated financial statements.

Insurance

Insurance - The Company is self-insured for certain losses related to general liability, workers' compensation and auto liability. The Company obtains third party insurance coverage to limit exposure from these claims. The Company is also self-insured for certain losses related to health and medical liabilities. The Company's self-insurance accruals, which include reported claims and claims incurred but not reported, are calculated using standard insurance industry actuarial assumptions and the Company's historical claims experience.

Facility Opening and Closing Costs

Facility opening and closing costs - New facility opening costs, other than capital expenditures, are charged directly to expense when incurred. When the Company closes a facility, the present value of estimated unrecoverable costs, including the remaining lease obligation less estimated sublease income and the book value of abandoned property and equipment, are charged to expense.

Advertising Costs

Advertising costs - Advertising costs are expensed when the related advertising takes place.

Shares Held in Trust

Shares held in trust - The Company maintains grantor trusts, which held approximately 1 million shares of its common stock at December 31, 2015 and 2014, respectively. These shares are designated for use under various employee compensation plans. Since the Company holds these shares, they are excluded from the computation of basic and diluted shares outstanding.

Accumulated Other Comprehensive Loss

Accumulated other comprehensive income - Accumulated other comprehensive income (loss) consists of changes in the net actuarial gains and losses associated with pension and other postretirement benefit plans, losses on derivatives from cash flow hedges executed in previous years associated with the issuance of long-term debt, and foreign currency translation adjustments.

Stock-based Compensation

Stock-based compensation - Stock-based compensation is measured at the grant date based on the fair value of the award and is recognized as expense over the applicable requisite service period of the stock award (generally 3 to 5 years) using the straight-line method.

Variable Interest Entity

Variable Interest Entity - In July 2014, the Company and Cardinal Health, Inc. ("Cardinal") established Red Oak Sourcing, LLC ("Red Oak"), a generic pharmaceutical sourcing entity in which the Company and Cardinal each own 50%. The Red Oak arrangement has an initial term of ten years. Under this arrangement, the Company and Cardinal contributed their sourcing and supply chain expertise to Red Oak and agreed to source and negotiate generic pharmaceutical supply contracts for both companies through Red Oak; however, Red Oak does not own or hold inventory on behalf of either company. No physical assets (e.g., property and equipment) were contributed to Red Oak by either company and minimal funding was provided to capitalize Red Oak.

The Company has determined that it is the primary beneficiary of this variable interest entity because it has the ability to direct the activities of Red Oak. Consequently, the Company consolidates Red Oak in its consolidated financial statements within the Retail/LTC Segment.

Cardinal is required to pay the Company 39 quarterly payments beginning in October 2014. As milestones are met, the quarterly payments increase. The Company received approximately \$122 million and \$26 million from Cardinal during the years ended December 31, 2015 and 2014, respectively. The payments reduce the Company's carrying value of inventory and are recognized in cost of revenues when the related inventory is sold.

Related Party Transactions

Related party transactions - The Company has an equity method investment in SureScripts, LLC ("SureScripts"), which operates a clinical health information network. The Pharmacy Services and Retail/LTC segments utilize this clinical health information network in providing services to its client plan members and retail customers. The Company expensed fees of approximately \$50 million in the years ended December 2015 and 2014, and \$48 million in the year ended December 31, 2013, for the use of this network.

The Company's investment in and equity in earnings of SureScripts for all periods presented is immaterial.

In connection with the acquisition of Omnicare in August 2015, the Company obtained an equity method investment in Heartland Healthcare Services ("Heartland"). Heartland operates several long-term care pharmacies in four states. Heartland paid the Company approximately \$25 million for pharmaceutical inventory purchases during the period from August 18, 2015 to December 31, 2015. Additionally, the Company performs certain collection functions for Heartland and then passes those customer cash collections to Heartland. The Company's investment in and equity in earnings of Heartland as of and for the year ended December 31, 2015 is immaterial.

In September 2014, the Company made a charitable contribution of \$25 million to the CVS Foundation (formerly CVS Caremark Charitable Trust, Inc.) (the "Foundation") to fund future giving. The Foundation is a non-profit entity that focuses on health, education and community involvement programs. The charitable contribution was recorded as an operating expense in the consolidated statement of income for the year ended December 31, 2014.

Income Taxes

Income taxes - The Company accounts for income taxes under the asset and liability method, which requires the recognition of deferred tax assets and liabilities for the expected future tax consequences of events that have been included in the consolidated financial statements. Under this method, deferred tax assets and liabilities are determined on the basis of the differences between the consolidated financial statements and tax basis of assets and liabilities using enacted tax rates in effect for the year in which the differences are expected to reverse. The effect of a change in the tax rates on deferred tax asset and liabilities is recognized in income in the period that includes the enactment date.

The Company recognizes net deferred tax assets to the extent that it believes these assets are more likely than not to be realized in making such a determination. The Company considers all available positive and negative evidence, including future reversals of existing taxable temporary differences, projected future taxable income, tax planning strategies, and results of recent operations. To the extent that the Company does not consider it more likely than not that a deferred tax asset will be recovered, a valuation allowance is established.

The Company records uncertain tax positions on the basis of a two-step process whereby (1) the Company determines whether it is more likely than not that the tax positions will be sustained on the basis of the technical merits of the position and (2) for those tax positions that meet the more-likely-than-not recognition threshold, the Company recognizes the largest amount of tax benefit that is more than 50% likely to be realized upon ultimate settlement with the related tax authority.

Interest and/or penalties related to uncertain tax positions are recognized in income tax expense.

Discontinued Operations

Discontinued Operations - In connection with certain business dispositions completed between 1991 and 1997, the Company retained guarantees on store lease obligations for a number of former subsidiaries, including Linens 'n Things which filed for bankruptcy in 2008. The Company's income from discontinued operations in 2015 of \$9 million, net of tax, was related to the release of certain store lease guarantees due to a settlement with a landlord. The Company's loss from discontinued operations includes lease-related costs which the Company believes it will likely be required to satisfy pursuant to its Linens 'n Things lease guarantees.

Earnings Per Common Share

Earnings per common share - Earnings per share is computed using the two-class method. Options to purchase 2.7 million, 2.1 million and 6.2 million shares of common stock were outstanding as of December 31, 2015, 2014 and 2013, respectively, but were not included in the calculation of diluted earnings per share because the options' exercise prices were greater than the average market price of the common shares and, therefore, the effect would be antidilutive.

New Accounting Pronouncement

New Accounting Pronouncement - In May 2014, the Financial Accounting Standards Board ("FASB") issued Accounting Standard Update ("ASU") No. 2014-09, *Revenue from Contracts with Customers* (Topic 606). ASU No. 2014-09 outlines a single comprehensive model for entities to use in accounting for revenue arising from contracts with customers and supersedes most current revenue recognition guidance, including industry-specific guidance. This new guidance is expected to be effective for annual reporting periods (including interim reporting periods within those periods) beginning January 1, 2018; early adoption in 2017 is permitted. Companies have the option of using either a full retrospective or a modified retrospective approach to adopt the guidance. This update could impact the timing and amounts of revenue recognized. The Company is currently evaluating the effect that implementation of this update will have on its consolidated financial position and results of operations upon adoption, as well as the method of transition and required disclosures.

In April 2015, the FASB issued ASU No. 2015-03, *Simplifying the Presentation of Debt Issuance Costs* (Topic 835-30). ASU No. 2015-03 requires the presentation of debt issuance costs in the balance sheet as a direct deduction from the related debt liability rather than as an asset. Amortization of such costs are

required to be reported as interest expense, which is consistent with the Company's current policy. This change conforms the presentation of debt issuance costs with that of debt discounts. The ASU is effective for annual reporting periods (including interim reporting periods within those periods) beginning after December 15, 2015; early adoption is permitted. The guidance is required to be applied retrospectively to all prior periods. The Company has early adopted this standard as of June 30, 2015. The effect of the adoption of ASU 2015-03 on the Company's consolidated balance sheet is a reduction of noncurrent assets and long-term debt of \$65 million as of December 31, 2014. The following is a reconciliation of the effect of this reclassification on the Company's consolidated balance sheet as of December 31, 2014:

<u>In millions</u>	<u>As Previously Reported</u>	<u>Adjustments</u>	<u>As Revised</u>
Other assets	\$ 1,510	\$ (65)	\$ 1,445
Total assets	74,252	(65)	74,187
Long-term debt	11,695	(65)	11,630
Total liabilities and shareholders' equity	74,252	(65)	74,187

In September 2015, the FASB issued ASU No. 2015-16, *Simplifying the Accounting for Measurement-Period Adjustments*. ASU No. 2015-16 requires that an acquirer recognize adjustments to provisional amounts that are identified during the measurement period after an acquisition within the reporting period they are determined. This is a change from the previous requirement that the adjustments be recorded retrospectively. The ASU also requires disclosure of the effect on earnings of changes in depreciation, amortization or other income effects, if any, as a result of the adjustment to the provisional amounts, calculated as if the accounting had been completed at the acquisition date. The ASU is effective for annual reporting periods (including interim reporting periods within those periods) beginning after December 15, 2015; early adoption is permitted. The Company has early adopted the ASU as of September 30, 2015. The adoption did not have a material effect on the Company's consolidated financial statements.

In November 2015, the FASB issued ASU No. 2015-17, *Income Taxes (Topic 740)*. ASU No. 2015-17 simplifies the presentation of deferred income taxes by requiring that deferred tax assets and liabilities be classified as non-current in the statement of financial position. This ASU may be applied either prospectively to all deferred tax assets and liabilities, or retrospectively to all periods presented for annual reporting periods (including interim reporting periods within those periods) beginning after December 15, 2016. The change will require additional disclosure based on the method of adoption.

**Significant Accounting
Policies (Tables)**

**12 Months Ended
Dec. 31, 2015**

Accounting Policies [Abstract]

**Activity in allowance for doubtful trade
accounts receivable**

The activity in the allowance for doubtful accounts receivable for the years ended December 31 is as follows:

<i>In millions</i>	2015	2014	2013
Beginning balance	\$ 256	\$ 256	\$ 243
Additions charged to bad debt expense	216	185	195
Write-offs charged to allowance	(311)	(185)	(182)
Ending balance	\$ 161	\$ 256	\$ 256

**Components of property and
equipment**

The following are the components of property and equipment at December 31:

<i>In millions</i>	2015	2014
Land	\$ 1,635	\$ 1,506
Building and improvements	3,168	2,828
Fixtures and equipment	10,001	8,958
Leasehold improvements	4,015	3,626
Software	2,217	1,868
	21,036	18,786
Accumulated depreciation and amortization	(11,181)	(9,943)
Property and equipment, net	\$ 9,855	\$ 8,843

**Reconciliation of the changes in the
redeemable noncontrolling interest**

Below is a summary of the changes in redeemable noncontrolling interest for the year ended December 31, 2015:

<i>In millions</i>	
Acquisition of noncontrolling interest	\$ 39
Net income attributable to noncontrolling interest	1
Distributions	(1)
Balance, December 31, 2015	\$ 39

**Schedule of Accumulated Other
Comprehensive Income (Loss) by
Component**

Changes in accumulated other comprehensive income (loss) by component are shown below:

<i>In millions</i>	Year Ended December 31, 2015 ⁽¹⁾			
	Foreign Currency	Losses on Cash Flow Hedges	Pension and Other Postretirement Benefits	Total
Balance, December 31, 2014	\$ (65)	\$ (9)	\$ (143)	\$ (217)
Other comprehensive income (loss) before reclassifications	(100)	—	(56)	(156)
Amounts reclassified from accumulated other comprehensive income ⁽²⁾	—	2	13	15
Net other comprehensive income (loss)	(100)	2	(43)	(141)
Balance, December 31, 2015	\$ (165)	\$ (7)	\$ (186)	\$ (358)

	Year Ended December 31, 2014 ⁽¹⁾			
	Foreign Currency	Losses on Cash Flow Hedges	Pension and Other Postretirement Benefits	Total
Balance, December 31, 2013	\$ (30)	\$ (13)	\$ (106)	\$ (149)

Other comprehensive income (loss) before reclassifications	(35)	—	—	(35)
Amounts reclassified from accumulated other comprehensive income ⁽²⁾	—	4	(37)	(33)
Net other comprehensive income (loss)	(35)	4	(37)	(68)
Balance, December 31, 2014	\$ (65)	\$ (9)	\$ (143)	\$ (217)

(1) All amounts are net of tax.

(2) The amounts reclassified from accumulated other comprehensive income for cash flow hedges are recorded within interest expense, net on the consolidated statement of income. The amounts reclassified from accumulated other comprehensive income for pension and other postretirement benefits are included in operating expenses on the consolidated statement of income.

Discontinued Operations Results

Below is a summary of the results of discontinued operations for the years ended December 31:

<i>In millions</i>	2015	2014	2013
Income from discontinued operations	\$ 15	\$ (1)	\$ (12)
Income tax expense	(6)	—	4
Income from discontinued operations, net of tax	\$ 9	\$ (1)	\$ (8)

Schedule of New Accounting Pronouncements and Changes in Accounting Principles

The following is a reconciliation of the effect of this reclassification on the Company's consolidated balance sheet as of December 31, 2014:

<i>In millions</i>	As Previously Reported	Adjustments	As Revised
Other assets	\$ 1,510	\$ (65)	\$ 1,445
Total assets	74,252	(65)	74,187
Long-term debt	11,695	(65)	11,630
Total liabilities and shareholders' equity	74,252	(65)	74,187

Acquisitions (Table)

12 Months Ended

Dec. 31, 2015

Omnicare, Inc.

Business Acquisition [Line Items]

Schedule of Recognized Identified Assets Acquired and Liabilities Assumed

The fair value of the consideration transferred on the date of acquisition consisted of the following:

<i>(in millions)</i>	
Cash paid to Omnicare shareholders	\$9,636
Fair value of replacement equity awards issued to Omnicare employees for precombination services	9
Total consideration	<u>\$9,645</u>

The following table summarizes the estimated fair values of the assets acquired and liabilities assumed at the date of acquisition:

<i>(in millions)</i>	
Current assets (including cash of \$298)	\$ 1,657
Property and equipment	313
Goodwill	9,090
Intangible assets	3,962
Other noncurrent assets	64
Current liabilities	(705)
Long-term debt	(3,110)
Deferred income tax liabilities	(1,518)
Other noncurrent liabilities	(69)
Redeemable noncontrolling interest	<u>\$ (39)</u>
Total consideration	<u>\$ 9,645</u>

Business Acquisition, Pro Forma Information

	<u>Year Ended</u> <u>December 31,</u>	
<i>(in millions, except per share data)</i>	<u>2015</u>	<u>2014</u>
Total revenues	\$ 156,798	\$ 144,836
Income from continuing operations	5,277	4,522
Basic earnings per share from continuing operations	\$ 4.70	\$ 3.88
Diluted earnings per share from continuing operations	\$ 4.66	\$ 3.85

Target Pharmacy Acquisition

Business Acquisition [Line Items]

Schedule of Recognized Identified Assets Acquired and Liabilities Assumed

The estimated fair values of the assets acquired at the date of acquisition were approximately as follows:

<i>In millions</i>	
Accounts receivable	\$ 2

Inventories	472
Property and equipment	9
Intangible assets	490
Goodwill	<u>916</u>
Total cash consideration	<u>\$ 1,889</u>

**Goodwill and Other
Intangibles (Tables)**

**12 Months Ended
Dec. 31, 2015**

Goodwill and Intangible Assets

Disclosure [Abstract]

Goodwill by Segment

Below is a summary of the changes in the carrying amount of goodwill by segment for the years ended December 31, 2015 and 2014:

<i>In millions</i>	Pharmacy		Total
	Services	Retail/LTC	
Balance, December 31, 2013	\$ 19,658	\$ 6,884	\$ 26,542
Acquisitions	1,578	38	1,616
Foreign currency translation adjustments	—	(14)	(14)
Other ⁽¹⁾	(2)	—	(2)
Balance, December 31, 2014	21,234	6,908	28,142
Acquisitions	452	9,554	10,006
Foreign currency translation adjustments	—	(40)	(40)
Other ⁽¹⁾	(1)	(1)	(2)
Balance, December 31, 2015	\$ 21,685	\$ 16,421	\$ 38,106

(1) "Other" represents immaterial purchase accounting adjustments for acquisitions.

**Anticipated Annual Amortization for
Intangible Assets**

The anticipated annual amortization expense for these intangible assets for the next five years is as follows:

<i>In millions</i>	
2016	\$ 760
2017	735
2018	705
2019	662
2020	490

**Summary of the Company's intangible
assets**

The following table is a summary of the Company's intangible assets as of December 31:

<i>In millions</i>	2015			2014		
	Gross Carrying Amount	Accumulated Amortization	Net Carrying Amount	Gross Carrying Amount	Accumulated Amortization	Net Carrying Amount
Trademark (indefinitely-lived)	\$ 6,398	\$ —	\$ 6,398	\$ 6,398	\$ —	\$ 6,398
Customer contracts and relationships and covenants not to compete	10,594	(4,092)	6,502	6,521	(3,549)	2,972
Favorable leases and other	1,595	(617)	978	880	(476)	404
	<u>\$ 18,587</u>	<u>\$ (4,709)</u>	<u>\$ 13,878</u>	<u>\$ 13,799</u>	<u>\$ (4,025)</u>	<u>\$ 9,774</u>

Share Repurchase Programs
Share Repurchase Programs
(Tables)

12 Months Ended
Dec. 31, 2015

Equity [Abstract]

Share Repurchase Programs

The following share repurchase programs were authorized by the Company's Board of Directors:

In billions

Authorization Date

Authorized Remaining

December 15, 2014 ("2014 Repurchase Program")	\$	10.0	\$	7.7
December 17, 2013 ("2013 Repurchase Program")	\$	6.0	\$	—
September 19, 2012 ("2012 Repurchase Program")	\$	6.0	\$	—

**Borrowing and Credit
Agreements (Tables)**

**12 Months Ended
Dec. 31, 2015**

Debt Disclosure [Abstract]

**Summary of the Company's
borrowings**

<u>Interest Rate and Maturity</u>	<u>Aggregate Principal Amount (In Millions)</u>	<u>Percentage of Total Outstanding Principal Amount Exchanged</u>
4.75% senior notes due 2022	\$ 388	96.8%
5% senior notes due 2024	296	98.8%
Total senior notes issued under exchange transaction	\$ 684	

The following table is a summary of the Company's borrowings as of December 31:

<u>In millions</u>	<u>2015</u>	<u>2014</u>
Commercial paper	\$ —	\$ 685
3.25% senior notes due 2015	—	550
1.2% senior notes due 2016	750	750
6.125% senior notes due 2016	421	421
5.75% senior notes due 2017	1,080	1,080
1.9% senior notes due 2018	2,250	—
2.25% senior notes due 2018	1,250	1,250
2.25% senior notes due 2019	850	850
6.6% senior notes due 2019	394	394
2.8% senior notes due 2020	2,750	—
4.75% senior notes due 2020	450	450
4.125% senior notes due 2021	550	550
2.75% senior notes due 2022	1,250	1,250
3.5% senior notes due 2022	1,500	—
4.75% senior notes due 2022	400	—
4% senior notes due 2023	1,250	1,250
3.375% senior notes due 2024	650	650
5% senior notes due 2024	300	—
3.875% senior notes due 2025	3,000	—
6.25% senior notes due 2027	453	453
3.25% senior exchange debentures due 2035	5	—
4.875% senior notes due 2035	2,000	—
6.125% senior notes due 2039	734	734
5.75% senior notes due 2041	493	493
5.3% senior notes due 2043	750	750
5.125% senior notes due 2045	3,500	—
Capital lease obligations	644	391
Other	20	41
Total debt principal	27,694	12,992
Debt premiums	39	—
Debt discounts and deferred financing costs	(269)	(102)
	27,464	12,890
Less:		
Short-term debt (commercial paper)	—	(685)
Current portion of long-term debt	(1,197)	(575)
Long-term debt	\$ 26,267	\$ 11,630

Schedule of Maturities of Long -

The following is a summary of the Company's required principal debt repayments, excluding

term Debt

unamortized debt discounts, deferred financing costs and debt premiums, due during each of the next five years and thereafter, as of December 31, 2015:

Year Ending December
31:

In millions

2016	\$	1,197
2017		1,113
2018		3,521
2019		1,266
2020		3,224
Thereafter		17,373
Total	\$	<u>27,694</u>

Leases (Tables)

**12 Months Ended
Dec. 31, 2015**

Leases [Abstract]

Summary of net rental expense for operating leases

The following table is a summary of the Company's net rental expense for operating leases for the years ended December 31:

<i>In millions</i>	<u>2015</u>	<u>2014</u>	<u>2013</u>
Minimum rentals	\$ 2,317	\$ 2,320	\$ 2,210
Contingent rentals	34	36	41
	<u>2,351</u>	<u>2,356</u>	<u>2,251</u>
Less: sublease income	(22)	(21)	(21)
	<u>\$ 2,329</u>	<u>\$ 2,335</u>	<u>\$ 2,230</u>

Summary of future minimum lease payments under capital and operating leases

The following table is a summary of the future minimum lease payments under capital and operating leases as of December 31, 2015:

<i>In millions</i>	<u>Capital Leases</u>	<u>Operating Leases⁽¹⁾</u>
2016	\$ 52	\$ 2,405
2017	94	2,321
2018	70	2,197
2019	69	2,044
2020	69	1,877
Thereafter	970	16,837
Total future lease payments ⁽²⁾	<u>1,324</u>	<u>\$ 27,681</u>
Less: imputed interest	(679)	
Present value of capital lease obligations	<u>\$ 645</u>	

- (1) Future operating lease payments have not been reduced by minimum sublease rentals of \$180 million due in the future under noncancelable subleases.
- (2) The Company leases pharmacy and clinic space from Target. Amounts related to such capital and operating leases are reflected above. Amounts due in excess of the remaining estimated economic life of the buildings of approximately \$1.7 billion are not reflected herein since the estimated economic life of the buildings is shorter than the contractual term of the lease arrangement.

**Pension Plans and Other
Postretirement Benefits
Pension Plans and Other
Postretirement Benefits
(Tables)**

12 Months Ended

Dec. 31, 2015

**Compensation and Retirement
Disclosure [Abstract]**

**Schedule of Changes in Projected Benefit
Obligation**

The following tables outline the change in benefit obligations and plan assets over the comparable periods:

<i>In millions</i>	<u>2015</u>	<u>2014</u>
Change in benefit obligation:		
Benefit obligation at beginning of year	\$ 796	\$ 694
Acquisition	8	—
Service cost	—	1
Interest cost	31	32
Actuarial loss	45	119
Benefit payments	(36)	(41)
Settlements	—	(9)
Benefit obligation at end of year	<u>\$ 844</u>	<u>\$ 796</u>

**Schedule of Changes in Fair Value of Plan
Assets**

<i>In millions</i>	<u>2015</u>	<u>2014</u>
Change in plan assets:		
Fair value of plan assets at the beginning of the year	\$ 635	\$ 568
Acquisitions	5	—
Actual return on plan assets	(13)	75
Employer contributions	22	42
Benefit payments	(36)	(41)
Settlements	—	(9)
Fair value of plan assets at the end of the year	<u>613</u>	<u>635</u>
Funded status	<u>\$ (231)</u>	<u>\$ (161)</u>

Schedule of Net Benefit Costs

The components of net periodic benefit costs for the years ended December 31, 2015, 2014 and 2013 are shown below:

<i>In millions</i>	<u>2015</u>	<u>2014</u>	<u>2013</u>
Components of net periodic benefit cost:			
Interest cost	\$ 31	\$ 32	\$ 30
Expected return on plan assets	(33)	(31)	(34)
Amortization of net loss	21	16	22
Settlement loss	—	3	—
Service cost	—	1	1
Net periodic pension cost	<u>\$ 19</u>	<u>\$ 21</u>	<u>\$ 19</u>

Schedule of Allocation of Plan Assets

The following tables show the fair value allocation of plan assets by asset category as of December 31, 2015 and 2014.

<i>In millions</i>	<u>Fair value of plan assets at December 31, 2015</u>			
	<u>Level 1</u>	<u>Level 2</u>	<u>Level 3</u>	<u>Total</u>
Cash and money market funds	\$ 10	\$ —	\$ —	\$ 10
Fixed income funds	4	484	—	488

Equity mutual funds	115	—	—	115
Total assets at fair value	<u>\$ 129</u>	<u>\$ 484</u>	<u>\$ —</u>	<u>\$ 613</u>

Fair value of plan assets at December 31, 2014

	<u>Level 1</u>	<u>Level 2</u>	<u>Level 3</u>	<u>Total</u>
Cash and money market funds	\$ 7	\$ —	\$ —	\$ 7
Fixed income funds	—	514	—	514
Equity mutual funds	84	30	—	114
Total assets at fair value	<u>\$ 91</u>	<u>\$ 544</u>	<u>\$ —</u>	<u>\$ 635</u>

Schedule of Expected Benefit Payments

The Company estimates the following future benefit payments which are calculated using the same actuarial assumptions used to measure the benefit obligation as of December 31, 2015:

In millions

2016	\$	37
2017 ⁽¹⁾		39
2018		51
2019		50
2020		49
Thereafter		250

(1) Excludes any payments associated with the ultimate settlement of the terminated plan discussed above.

**Stock Incentive Plans
(Tables)**

**12 Months Ended
Dec. 31, 2015**

**Disclosure of Compensation Related
Costs, Share-based Payments [Abstract]**

**Summary of the assumptions used to value
the ESPP awards**

The following table is a summary of the assumptions used to value the ESPP awards for each of the respective periods:

	<u>2015</u>	<u>2014</u>	<u>2013</u>
Dividend yield ⁽¹⁾	0.71%	0.75%	0.86%
Expected volatility ⁽²⁾	13.92%	14.87%	16.94%
Risk-free interest rate ⁽³⁾	0.11%	0.08%	0.10%
Expected life <i>(in years)</i> ⁽⁴⁾	0.5	0.5	0.5
Weighted-average grant date fair value	\$ 18.72	\$ 13.74	\$ 10.08

- (1) The dividend yield is calculated based on semi-annual dividends paid and the fair market value of the Company's stock at the grant date.
- (2) The expected volatility is based on the historical volatility of the Company's daily stock market prices over the previous six month period.
- (3) The risk-free interest rate is based on the Treasury constant maturity interest rate whose term is consistent with the expected term of ESPP options (i.e., 6 months).
- (4) The expected life is based on the semi-annual purchase period.

**Summary of the restricted stock unit and
restricted share award activity**

The following table is a summary of the restricted stock unit and restricted share award activity for the year ended December 31, 2015.

<u>Units in thousands</u>	<u>Units</u>	<u>Weighted Average Grant Date Fair Value</u>
Nonvested at beginning of year	4,677	\$ 51.90
Granted	2,695	\$ 100.81
Vested	(1,646)	\$ 103.82
Forfeited	(308)	\$ 73.61
Nonvested at end of year	<u>5,418</u>	<u>\$ 59.22</u>

**Black-Scholes option pricing model,
assumptions**

The fair value of each stock option is estimated using the Black-Scholes option pricing model based on the following assumptions at the time of grant:

	<u>2015</u>	<u>2014</u>	<u>2013</u>
Dividend yield ⁽¹⁾	1.37%	1.47%	1.65%
Expected volatility ⁽²⁾	18.07%	19.92%	30.96%
Risk-free interest rate ⁽³⁾	1.24%	1.35%	0.73%
Expected life <i>(in years)</i> ⁽⁴⁾	4.2	4.0	4.7
Weighted-average grant date fair value	\$ 14.01	\$ 11.04	\$ 12.50

- (1) The dividend yield is based on annual dividends paid and the fair market value of the Company's stock at the grant date.
- (2) The expected volatility is estimated using the Company's historical volatility over a period equal to the expected life of each option grant after adjustments for infrequent events such as stock splits.
- (3) The risk-free interest rate is selected based on yields from U.S. Treasury zero-coupon issues with a remaining term equal to the expected term of the options being valued.
- (4) The expected life represents the number of years the options are expected to be outstanding from grant date based on historical option holder exercise experience.

**Summary of the Company's stock option
activity**

The following table is a summary of the Company's stock option activity for the year ended December 31, 2015:

<u>Shares in thousands</u>	<u>Shares</u>	<u>Weighted Average Exercise Price</u>	<u>Weighted Average Remaining Contractual Term</u>	<u>Aggregate Intrinsic Value</u>
Outstanding at December 31, 2014	28,166	\$ 47.87		

Granted	3,772	\$	102.25		
Exercised	(6,425)	\$	40.68		
Forfeited	(902)	\$	66.81		
Expired	<u>(270)</u>	\$	38.03		
Outstanding at December 31, 2015	<u>24,341</u>	\$	57.60	3.88	\$993,965,110
Exercisable at December 31, 2015	11,847	\$	42.17	2.66	\$658,732,653
Vested at December 31, 2015 and expected to vest in the future	23,765	\$	56.96	3.84	\$984,746,487

Income Taxes (Tables)

12 Months Ended

Dec. 31, 2015

Income Tax Disclosure [Abstract]

Schedule of income tax provision for continuing operations The income tax provision for continuing operations consisted of the following for the years ended December 31:

<i>In millions</i>	<u>2015</u>	<u>2014</u>	<u>2013</u>
Current:			
Federal	\$ 3,065	\$ 2,581	\$ 2,623
State	555	495	437
	<u>3,620</u>	<u>3,076</u>	<u>3,060</u>
Deferred:			
Federal	(180)	(43)	(115)
State	(54)	—	(17)
	<u>(234)</u>	<u>(43)</u>	<u>(132)</u>
Total	<u>\$ 3,386</u>	<u>\$ 3,033</u>	<u>\$ 2,928</u>

Reconciliation of the statutory income tax rate to the Company's effective income tax rate for continuing operations

The following table is a reconciliation of the statutory income tax rate to the Company's effective income tax rate for continuing operations for the years ended December 31:

	<u>2015</u>	<u>2014</u>	<u>2013</u>
Statutory income tax rate	35.0%	35.0%	35.0%
State income taxes, net of federal tax benefit	4.0	4.3	4.0
Other	0.3	0.2	(0.1)
Effective income tax rate	<u>39.3%</u>	<u>39.5%</u>	<u>38.9%</u>

Summary of the significant components of the Company's deferred tax assets and liabilities

The following table is a summary of the significant components of the Company's deferred tax assets and liabilities as of December 31:

<i>In millions</i>	<u>2015</u>	<u>2014</u>
Deferred tax assets:		
Lease and rents	\$ 378	\$ 396
Inventory	99	—
Employee benefits	359	311
Allowance for doubtful accounts	279	164
Retirement benefits	105	80
Net operating loss and capital loss carryforwards	115	74
Deferred income	83	261
Other	498	297
Valuation allowance	(115)	(5)
Total deferred tax assets	<u>1,801</u>	<u>1,578</u>
Deferred tax liabilities:		
Inventories	—	(18)
Depreciation and amortization	(6,018)	(4,572)
Total deferred tax liabilities	<u>(6,018)</u>	<u>(4,590)</u>
Net deferred tax liabilities	<u>\$ (4,217)</u>	<u>\$ (3,012)</u>

Schedule of net deferred tax assets (liabilities)

Net deferred tax assets (liabilities) are presented on the consolidated balance sheets as follows:

<i>In millions</i>	<u>2015</u>	<u>2014</u>
Deferred tax assets—current	\$ 1,220	\$ 985
Deferred tax assets—noncurrent (included in other		

assets)	—	39
Deferred tax liabilities—noncurrent	(5,437)	(4,036)
Net deferred tax liabilities	<u>\$ (4,217)</u>	<u>\$ (3,012)</u>

Reconciliation of the beginning and ending amount of unrecognized tax benefits

A reconciliation of the beginning and ending amount of unrecognized tax benefits is as follows:

<i><u>In millions</u></i>	<u>2015</u>	<u>2014</u>	<u>2013</u>
Beginning balance	\$ 188	\$ 117	\$ 80
Additions based on tax positions related to the current year	57	32	19
Additions based on tax positions related to prior years	122	70	37
Reductions for tax positions of prior years	(11)	(15)	(1)
Expiration of statutes of limitation	(13)	(15)	(17)
Settlements	(5)	(1)	(1)
Ending balance	<u>\$ 338</u>	<u>\$ 188</u>	<u>\$ 117</u>

Segment Reporting (Tables)

12 Months Ended

Dec. 31, 2015

Segment Reporting [Abstract]

Reconciliation of the Company's business segments to the consolidated financial statements

The following table is a reconciliation of the Company's business segments to the consolidated financial statements:

<i>In millions</i>	Pharmacy Services Segment ⁽¹⁾⁽²⁾	Retail/LTC Segment ⁽²⁾	Corporate Segment	Intersegment Eliminations ⁽³⁾	Consolidated Totals
2015:					
Net revenues	\$ 100,363	\$ 72,007	\$ —	\$ (19,080)	\$ 153,290
Gross profit	5,227	21,992	—	(691)	26,528
Operating profit ⁽⁴⁾	3,989	7,130	(1,037)	(628)	9,454
Depreciation and amortization	654	1,336	102	—	2,092
Additions to property and equipment	359	1,883	125	—	2,367
2014:					
Net revenues	\$ 88,440	\$ 67,798	\$ —	\$ (16,871)	\$ 139,367
Gross profit	4,771	21,277	—	(681)	25,367
Operating profit	3,514	6,762	(796)	(681)	8,799
Depreciation and amortization	630	1,205	96	—	1,931
Additions to property and equipment	308	1,745	83	—	2,136
2013:					
Net revenues	\$ 76,208	\$ 65,618	\$ —	\$ (15,065)	\$ 126,761
Gross profit	4,237	20,112	—	(566)	23,783
Operating profit ⁽⁴⁾	3,086	6,268	(751)	(566)	8,037
Depreciation and amortization	560	1,217	93	—	1,870
Additions to property and equipment	313	1,610	61	—	1,984

- (1) Net revenues of the Pharmacy Services Segment include approximately \$8.9 billion, \$8.1 billion and \$7.9 billion of Retail Co-Payments for 2015, 2014 and 2013, respectively. See Note 1 to the consolidated financial statements for additional information about Retail Co-Payments.
- (2) Intersegment eliminations relate to intersegment revenue generating activities that occur between the Pharmacy Services Segment and the Retail/LTC Segment. These occur in the following ways: when members of Pharmacy Services Segment clients ("members") fill prescriptions at retail stores to purchase covered products, when members enrolled in programs such as Maintenance Choice[®] elect to pick up maintenance prescriptions at a retail drugstore instead of receiving them through the mail, or when members have prescriptions filled at long-term care facilities. When these occur, both the Pharmacy Services and Retail/LTC segments record the revenues, gross profit and operating profit on a standalone basis.
- (3) For the year ended December 31, 2015, the Corporate Segment operating loss includes \$156 million of acquisition-related transaction and integration costs and a \$90 million charge related to a legacy lawsuit challenging the 1999 legal settlement by MedPartners of various securities class actions and a related derivative claim.
- (4) Consolidated operating profit for the year ended December 31, 2013 includes a \$72 million gain on a legal settlement, of which, \$11 million is included in the Pharmacy Services Segment and \$61 million is included in the Retail/LTC Segment.

Earnings Per Share (Tables)

**12 Months Ended
Dec. 31, 2015**

Earnings Per Share [Abstract]

Reconciliation of basic and diluted earnings per common share The following is a reconciliation of basic and diluted earnings per share from continuing operations for the respective years:

<i>In millions, except per share amounts</i>	<u>2015</u>	<u>2014</u>	<u>2013</u>
Numerator for earnings per share calculation:			
Income from continuing operations attributable to common stockholders ⁽¹⁾	\$ 5,202	\$ 4,626	\$ 4,600
Denominator for earnings per share calculation:			
Weighted average shares, basic	1,118	1,161	1,217
Effect of dilutive securities	<u>8</u>	<u>8</u>	<u>9</u>
Weighted average shares, diluted	<u>1,126</u>	<u>1,169</u>	<u>1,226</u>
Earnings per share from continuing operations:			
Basic	\$ 4.65	\$ 3.98	\$ 3.78
Diluted	\$ 4.62	\$ 3.96	\$ 3.75

(1) Comprised of income from continuing operations less amounts allocable to participating securities of \$27 million and \$19 million for the years ended December 31, 2015 and 2014, respectively.

Quarterly Financial
Information (Unaudited)
(Tables)

12 Months Ended

Dec. 31, 2015

**Quarterly Financial Information
Disclosure [Abstract]**

Quarterly Financial Information
(Unaudited)

<i>In millions, except per share amounts</i>	<u>First Quarter</u>	<u>Second Quarter</u>	<u>Third Quarter</u>	<u>Fourth Quarter</u>	<u>Year</u>
2015:					
Net revenues	\$ 36,332	\$ 37,169	\$ 38,644	\$41,145	\$153,290
Gross profit	6,164	6,402	6,661	7,301	26,528
Operating profit	2,132	2,262	2,331	2,729	9,454
Income from continuing operations	1,221	1,272	1,237	1,500	5,230
Income (loss) from discontinued operations, net of tax	—	—	10	(1)	9
Net income attributable to CVS Health	1,221	1,272	1,246	1,498	5,237
Basic earnings per share:					
Income from continuing operations attributable to CVS Health	\$ 1.08	\$ 1.13	\$ 1.10	\$ 1.35	\$ 4.65
Income (loss) from discontinued operations attributable to CVS Health	\$ —	\$ —	\$ 0.01	\$ —	\$ 0.01
Net income attributable to CVS Health	\$ 1.08	\$ 1.13	\$ 1.11	\$ 1.35	\$ 4.66
Diluted earnings per share:					
Income from continuing operations attributable to CVS Health	\$ 1.07	\$ 1.12	\$ 1.10	\$ 1.34	\$ 4.62
Income (loss) from discontinued operations attributable to CVS Health	\$ —	\$ —	\$ 0.01	\$ —	\$ 0.01
Net income attributable to CVS Health	\$ 1.07	\$ 1.12	\$ 1.11	\$ 1.34	\$ 4.63
Dividends per share	\$ 0.350	\$ 0.350	\$ 0.350	\$ 0.350	\$ 1.40
Stock price: (New York Stock Exchange)					
High	\$ 104.56	\$ 106.47	\$ 113.45	\$105.29	\$ 113.45
Low	\$ 94.16	\$ 98.74	\$ 95.12	\$ 91.56	\$ 91.56

<i>In millions, except per share amounts</i>	<u>First Quarter</u>	<u>Second Quarter</u>	<u>Third Quarter</u>	<u>Fourth Quarter</u>	<u>Year</u>
2014:					
Net revenues	\$ 32,689	\$ 34,602	\$ 35,021	\$37,055	\$139,367
Gross profit	5,942	6,324	6,468	6,633	25,367
Operating profit	2,024	2,208	2,246	2,321	8,799
Income from continuing operations	1,129	1,246	948	1,322	4,645
Loss from discontinued operations, net of tax	—	—	—	(1)	(1)
Net income attributable to CVS Health	1,129	1,246	948	1,321	4,644
Basic earnings per share:					
Income from continuing operations attributable to CVS Health	\$ 0.96	\$ 1.07	\$ 0.82	\$ 1.15	\$ 3.98
Loss from discontinued operations attributable to CVS Health	\$ —	\$ —	\$ —	\$ —	\$ —
Net income attributable to CVS Health	\$ 0.96	\$ 1.07	\$ 0.82	\$ 1.15	\$ 3.98
Diluted earnings per share:					
Income from continuing operations attributable to CVS Health	\$ 0.95	\$ 1.06	\$ 0.81	\$ 1.14	\$ 3.96
Loss from discontinued operations attributable to CVS Health	\$ —	\$ —	\$ —	\$ —	\$ —

Net income attributable to CVS Health	\$ 0.95	\$ 1.06	\$ 0.81	\$ 1.14	\$ 3.96
Dividends per share	\$ 0.275	\$ 0.275	\$ 0.275	\$ 0.275	\$ 1.10
Stock price: (New York Stock Exchange)					
High	\$ 76.36	\$ 79.43	\$ 82.57	\$ 98.62	\$ 98.62
Low	\$ 64.95	\$ 72.37	\$ 74.69	\$ 77.40	\$ 64.95

12 Months Ended

Dec. 31, 2015

clinic

Suite

state

Center

condition

Branch

segment

drugstore

pharmacy

**Significant Accounting
Policies - Description of
Business (Details)**

Dec. 16, 2015

clinic

state

pharmacy

Segment reporting information

Number of reportable segments | segment

3

Pharmacy Services Segment

Segment reporting information

Number of pharmacies (more than 68,000)

68,000

Number of chain pharmacies

41,000

Number of independent pharmacies

27,000

Number of conditions for integrated disease management | condition

17

Centers of excellence for infusion and enteral services | Center

6

Number of states pharmacies operated | state

40

Pharmacy Services Segment | Specialty stores

Segment reporting information

Number of pharmacies (more than 68,000)

24

Pharmacy Services Segment | Specialty mail order

Segment reporting information

Number of pharmacies (more than 68,000)

11

Pharmacy Services Segment | Mail service

Segment reporting information

Number of pharmacies (more than 68,000)

5

Pharmacy Services Segment | Infusion and Enteral Branches

Segment reporting information

Number of infusion and enteral branches | Branch

83

Pharmacy Services Segment | Ambulatory Infusion Suites

Segment reporting information

Number of infusion and enteral branches | Suite

73

Retail/LTC Segment

Segment reporting information

Number of states pharmacies operated | state

49

Number of drugstores

9,655

Number of LTC spoke pharmacies | drugstore

143

Number of LTC hub pharmacies | drugstore

32

Retail/LTC Segment | MinuteClinic within CVS Pharmacy Stores

Segment reporting information

Number of drugstores | clinic

1,049

Retail/LTC Segment | MinuteClinic

Segment reporting information

Number of drugstores | clinic 1,135

Retail/LTC Segment | CVS/pharmacy

Segment reporting information

Number of drugstores 7,897

Target Pharmacy Acquisition | Retail/LTC Segment

Segment reporting information

Number of states pharmacies operated | state 47

Number of pharmacies acquired 1,672

Number of clinics acquired | clinic 79

**Significant Accounting
Policies - Fair Value of
Financial Instruments
(Details)
\$ in Millions**

**Dec. 31, 2015
USD (\$)**

Accounting Policies [Abstract]

Carrying amount of long-term debt \$ 27,500

Estimated fair value of long-term debt 28,400

Fair value of outstanding letters of credit \$ 4

**Significant Accounting
Policies - Accounts
Receivable (Details) - USD
(\$)
\$ in Millions**

12 Months Ended

Dec. 31, 2015 Dec. 31, 2014 Dec. 31, 2013

Allowance for Doubtful Accounts Receivable [Roll Forward]

<u>Beginning balance</u>	\$ 256	\$ 256	\$ 243
<u>Additions charged to bad debt expense</u>	216	185	195
<u>Write-offs charged to allowance</u>	(311)	(185)	(182)
<u>Ending balance</u>	\$ 161	\$ 256	\$ 256

**Significant Accounting
Policies - Property and
Equipment (Details) - USD (\$)
\$ in Millions**

12 Months Ended

Dec. 31, 2015 Dec. 31, 2014 Dec. 31, 2013

Property, Plant and Equipment [Line Items]

<u>Property and equipment, gross</u>	\$ 21,036	\$ 18,786	
<u>Accumulated depreciation and amortization</u>	(11,181)	(9,943)	
<u>Property and equipment, net</u>	9,855	8,843	
<u>Property and equipment under capital leases</u>	528	268	
<u>Capital leases, accumulated depreciation</u>	97	86	
<u>Depreciation expense</u>	1,500	1,400	\$ 1,400
<u>Leasehold Improvements</u>			

Property, Plant and Equipment [Line Items]

<u>Property and equipment, gross</u>	4,015	3,626	
--------------------------------------	-------	-------	--

Land

Property, Plant and Equipment [Line Items]

<u>Property and equipment, gross</u>	1,635	1,506	
--------------------------------------	-------	-------	--

Building and Building Improvements

Property, Plant and Equipment [Line Items]

<u>Property and equipment, gross</u>	3,168	2,828	
--------------------------------------	-------	-------	--

Fixtures and Equipment

Property, Plant and Equipment [Line Items]

<u>Property and equipment, gross</u>	10,001	8,958	
--------------------------------------	--------	-------	--

Software

Property, Plant and Equipment [Line Items]

<u>Property and equipment, gross</u>	\$ 2,217	\$ 1,868	
--------------------------------------	----------	----------	--

Minimum | Building

Property, Plant and Equipment [Line Items]

<u>Estimated useful life (in years)</u>	10 years		
---	----------	--	--

Minimum | Building Improvements

Property, Plant and Equipment [Line Items]

<u>Estimated useful life (in years)</u>	10 years		
---	----------	--	--

Minimum | Leasehold Improvements

Property, Plant and Equipment [Line Items]

<u>Estimated useful life (in years)</u>	10 years		
---	----------	--	--

Minimum | Furniture and Fixtures

Property, Plant and Equipment [Line Items]

<u>Estimated useful life (in years)</u>	3 years		
---	---------	--	--

Minimum | Equipment

Property, Plant and Equipment [Line Items]

<u>Estimated useful life (in years)</u>	3 years		
---	---------	--	--

Minimum | Software and Software Development Costs

Property, Plant and Equipment [Line Items]

<u>Estimated useful life (in years)</u>	3 years		
---	---------	--	--

Maximum | Building

Property, Plant and Equipment [Line Items]

Estimated useful life (in years) 40 years

Maximum | Building Improvements

Property, Plant and Equipment [Line Items]

Estimated useful life (in years) 40 years

Maximum | Leasehold Improvements

Property, Plant and Equipment [Line Items]

Estimated useful life (in years) 40 years

Maximum | Furniture and Fixtures

Property, Plant and Equipment [Line Items]

Estimated useful life (in years) 10 years

Maximum | Equipment

Property, Plant and Equipment [Line Items]

Estimated useful life (in years) 10 years

Maximum | Software and Software Development Costs

Property, Plant and Equipment [Line Items]

Estimated useful life (in years) 10 years

**Significant Accounting
Policies - Intangible Assets
(Details)**

**12 Months Ended
Dec. 31, 2015**

Purchased Customer Contracts and Relationships | Minimum

Finite-Lived Intangible Assets |Line Items|

Finite-Lived intangible asset, useful life (in years) 9 years

Purchased Customer Contracts and Relationships | Maximum

Finite-Lived Intangible Assets |Line Items|

Finite-Lived intangible asset, useful life (in years) 20 years

Customer Lists

Finite-Lived Intangible Assets |Line Items|

Finite-Lived intangible asset, useful life (in years) 10 years

**Significant Accounting
Policies - Redeemable
Noncontrolling Interest
(Details) - USD (\$)
\$ in Millions**

12 Months Ended	Aug. 31, 2015	Aug. 18, 2015	Dec. 31, 2014

Redeemable Noncontrolling Interest [Line Items]

<u>Percentage of voting interests acquired</u>		100.00%	
--	--	---------	--

**Redeemable Noncontrolling Interest, Equity, Carrying Amount
[Abstract]**

<u>Net income attributable to noncontrolling interest</u>	\$ 1		
<u>Balance, December 31, 2015</u>	7		\$ 5

NCRX

Redeemable Noncontrolling Interest [Line Items]

<u>Percentage of voting interests acquired</u>	73.00%
--	--------

**Redeemable Noncontrolling Interest, Equity, Carrying Amount
[Abstract]**

<u>Acquisition of noncontrolling interest</u>	39
<u>Net income attributable to noncontrolling interest</u>	1
<u>Reclassification to capital surplus in connection with purchase of noncontrolling interest</u>	(1)
<u>Balance, December 31, 2015</u>	\$ 39

**Significant Accounting
Policies - Facility Opening,
Advertising Costs, Interest
Expense, and Shares Held in
Trust (Details) - USD (\$)
shares in Millions, \$ in
Millions**

12 Months Ended

Dec. 31, 2015 Dec. 31, 2014 Dec. 31, 2013

Accounting Policies [Abstract]

<u>Billing of rebates to manufacturers, period (in days)</u>	30 days		
<u>Long-term portion of lease obligations associated with facility closings</u>	\$ 217	\$ 207	
<u>Advertising costs, net of vendor funding</u>	221	212	\$ 177
<u>Interest expense, net of capitalized interest</u>	859	615	517
<u>Interest income</u>	21	15	8
<u>Capitalized interest</u>	\$ 12	\$ 19	\$ 25
<u>Shares held in employee trust (in shares)</u>	1	1	

**Significant Accounting
Policies - Accumulated Other
Comprehensive Income
(Details) - USD (\$)
\$ in Millions**

12 Months Ended

Dec. 31, 2015 Dec. 31, 2014

Accounting Policies [Abstract]

<u>AOCI related to pension and postretirement plans, pre -tax</u>	\$ 305	\$ 234
<u>AOCI related to pension and postretirement plans, after -tax</u>	186	143
<u>Net impact on cash flow hedges, pre -tax</u>	14	16
<u>Net impact on cash flow hedges, after -tax</u>	7	9
<u>Foreign currency translation adjustment, net of tax</u>	165	65

AOCI Attributable to Parent, Net of Tax [Roll Forward]

<u>Stockholders' equity attributable to parent, beginning balance</u>	37,958	
<u>Stockholders' equity attributable to parent, ending balance</u>	37,196	37,958

Foreign Currency

AOCI Attributable to Parent, Net of Tax [Roll Forward]

<u>Stockholders' equity attributable to parent, beginning balance</u>	[1] (65)	(30)
<u>Other comprehensive income (loss) before reclassifications</u>	[1] (100)	(35)
<u>Amounts reclassified from accumulated other comprehensive income</u>	[1],[2] 0	0
<u>Net other comprehensive income (loss)</u>	[1] (100)	(35)
<u>Stockholders' equity attributable to parent, ending balance</u>	[1] (165)	(65)

Losses on Cash Flow Hedges

AOCI Attributable to Parent, Net of Tax [Roll Forward]

<u>Stockholders' equity attributable to parent, beginning balance</u>	[1] (9)	(13)
<u>Other comprehensive income (loss) before reclassifications</u>	[1] 0	0
<u>Amounts reclassified from accumulated other comprehensive income</u>	[1],[2] 2	4
<u>Net other comprehensive income (loss)</u>	[1] 2	4
<u>Stockholders' equity attributable to parent, ending balance</u>	[1] (7)	(9)

Pension and Other Postretirement Benefits

AOCI Attributable to Parent, Net of Tax [Roll Forward]

<u>Stockholders' equity attributable to parent, beginning balance</u>	[1] (143)	(106)
<u>Other comprehensive income (loss) before reclassifications</u>	[1] (56)	0
<u>Amounts reclassified from accumulated other comprehensive income</u>	[1],[2] 13	(37)
<u>Net other comprehensive income (loss)</u>	[1] (43)	(37)
<u>Stockholders' equity attributable to parent, ending balance</u>	[1] (186)	(143)

AOCI Attributable to Parent

AOCI Attributable to Parent, Net of Tax [Roll Forward]

<u>Stockholders' equity attributable to parent, beginning balance</u>	[1] (217)	(149)
<u>Other comprehensive income (loss) before reclassifications</u>	[1] (156)	(35)
<u>Amounts reclassified from accumulated other comprehensive income</u>	[1],[2] 15	(33)
<u>Net other comprehensive income (loss)</u>	[1] (141)	(68)
<u>Stockholders' equity attributable to parent, ending balance</u>	[1] \$ (358)	\$ (217)

[1] All amounts are net of tax.

[2] The amounts reclassified from accumulated other comprehensive income for cash flow hedges are recorded within interest expense, net on the consolidated statement of income. The amounts reclassified from accumulated other comprehensive income for pension and other postretirement benefits are included in operating expenses on the consolidated statement of income.

**Significant Accounting
Policies - Stock-based
Compensation and Variable
Interest Entity (Details)
\$ in Millions**

**1 Months
Ended**

12 Months Ended

Jul. 31, 2014

**Dec. 31,
2015
USD (\$)
payment**

**Dec. 31,
2014
USD (\$)**

Variable Interest Entity, Primary Beneficiary | Terms of Generic Sourcing Venture

Variable Interest Entity [Line Items]

Ownership percentage by noncontrolling owners

50.00%

Ownership percentage by parent

50.00%

Initial contractual term

10 years

Number of quarterly payments due (in quarterly payments) | payment

39

Increase in contractual obligation payment received | \$

\$ 122

\$ 26

Minimum

**Share-based Compensation Arrangement by Share -based Payment Award
[Line Items]**

Requisite service period of the stock award (in years)

3 years

Maximum

**Share-based Compensation Arrangement by Share -based Payment Award
[Line Items]**

Requisite service period of the stock award (in years)

5 years

Significant Accounting Policies - Related Party Transactions (Details) \$ in Millions	1 Months Ended	4 Months Ended	12 Months Ended		
	Sep. 30, 2014 USD (\$)	Dec. 31, 2015 USD (\$) state	Dec. 31, 2015 USD (\$) state	Dec. 31, 2014 USD (\$)	Dec. 31, 2013 USD (\$)
<u>Related Party Transaction [Line Items]</u>					
<u>Expenses from transactions with related party</u>			\$ 50	\$ 50	\$ 48
<u>Charitable contribution to the CVS foundation</u>	\$ 25				
<u>Equity Method Investee</u>					
<u>Related Party Transaction [Line Items]</u>					
<u>Other revenues from transactions with related party</u>		\$ 25			
<u>Heartland Healthcare Services</u>					
<u>Related Party Transaction [Line Items]</u>					
<u>Number of states in which entity operates state</u>		4	4		

**Significant Accounting
Policies - Discontinued
Operations (Details) - USD
($\$$)
shares in Millions, $\$$ in
Millions**

3 Months Ended

12 Months Ended

	Dec. 31, 2015	Sep. 30, 2015	Jun. 30, 2015	Mar. 31, 2015	Dec. 31, 2014	Sep. 30, 2014	Jun. 30, 2014	Mar. 31, 2014	Dec. 31, 2015	Dec. 31, 2014	Dec. 31, 2013
--	------------------------------	------------------------------	------------------------------	------------------------------	------------------------------	------------------------------	------------------------------	------------------------------	------------------------------	------------------------------	------------------------------

Accounting Policies [Abstract]

Income from discontinued operations

\$ 15 \$ (1) \$ (12)

Income tax expense

(6) 0 4

Income (loss) from discontinued
operations, net of tax

\$ (1) \$ 10 \$ 0 \$ 0 \$ (1) \$ 0 \$ 0 \$ 0 \$ 9 \$ (1) \$ (8)

Antidilutive securities excluded from
computation of earnings per share

2.7 2.1 6.2

**Significant Accounting
Policies - New Accounting
Pronouncements (Details) -
USD (\$)
\$ in Millions**

12 Months Ended

Dec. 31, 2015 Dec. 31, 2014

New Accounting Pronouncements or Change in Accounting Principle [Line Items]

<u>Other assets</u>	\$ 1,440	\$ 1,445
<u>Total assets</u>	93,657	74,187
<u>Total liabilities and shareholders' equity</u>	93,657	74,187

Adjustments for New Accounting Principle, Early Adoption

New Accounting Pronouncements or Change in Accounting Principle [Line Items]

<u>Other assets</u>		1,445
<u>Total assets</u>		74,187
<u>Long-term debt</u>		11,630
<u>Total liabilities and shareholders' equity</u>		74,187

Adjustments for New Accounting Principle, Early Adoption | Scenario, Previously Reported

New Accounting Pronouncements or Change in Accounting Principle [Line Items]

<u>Other assets</u>		1,510
<u>Total assets</u>		74,252
<u>Long-term debt</u>		11,695
<u>Total liabilities and shareholders' equity</u>		74,252

Adjustments for New Accounting Principle, Early Adoption | Scenario, Adjustment

New Accounting Pronouncements or Change in Accounting Principle [Line Items]

<u>Other assets</u>		(65)
<u>Total assets</u>		(65)
<u>Long-term debt</u>		(65)
<u>Total liabilities and shareholders' equity</u>		(65)

Deferred Tax Assets, Current | Pro Forma

New Accounting Pronouncements or Change in Accounting Principle [Line Items]

<u>Effect of adoption, quantification</u>	1,200	1,000
<u>Assets, Current Pro Forma</u>		

New Accounting Pronouncements or Change in Accounting Principle [Line Items]

<u>Effect of adoption, quantification</u>	1,200	1,000
<u>Assets Pro Forma</u>		

New Accounting Pronouncements or Change in Accounting Principle [Line Items]

<u>Effect of adoption, quantification</u>	1,200	1,000
<u>Liability Pro Forma</u>		

New Accounting Pronouncements or Change in Accounting Principle [Line Items]

<u>Effect of adoption, quantification</u>	\$ (1,200)	\$ (1,000)
---	------------	------------

Change in Accounting Principle (Details) \$ / shares in Units, \$ in Millions	3 Months Ended			
	Sep. 30, 2015 USD (\$) \$ / shares	Dec. 31, 2015 USD (\$)	Jan. 01, 2015 USD (\$)	Dec. 31, 2014 USD (\$)
<u>New Accounting Pronouncements or Change in Accounting Principle</u>				
<u>[Line Items]</u>				
<u>Percentage of consolidated inventories impacted by change in accounting principle</u>			0.36	
<u>Inventories</u>		\$ (14,001)		\$ (11,930)
<u>Retained earnings</u>		\$ (35,506)		\$ (31,849)
<u>Inventory Valuation Methodology Adjustment</u>				
<u>New Accounting Pronouncements or Change in Accounting Principle</u>				
<u>[Line Items]</u>				
<u>Inventories</u>			\$ 7	
<u>Deferred tax assets, net, current</u>			3	
<u>Retained earnings</u>			\$ 4	
<u>Effect of change on net income</u>	\$ 27			
<u>Inventory Valuation Methodology Adjustment Continuing Operations</u>				
<u>New Accounting Pronouncements or Change in Accounting Principle</u>				
<u>[Line Items]</u>				
<u>Effect of change on diluted earnings per share (in dollars per share) \$ / shares</u>	\$ (0.02)			
<u>New Accounting Pronouncement or Change in Accounting Principle, Effect of Change on Basic Earnings Per Share \$ / shares</u>	\$ 0.02			

<u>Other noncurrent assets</u>	64		
<u>Current liabilities</u>	(705)		
<u>Long-term debt</u>	(3,110)		
<u>Deferred income tax liabilities</u>	(1,518)		
<u>Other noncurrent liabilities</u>	(69)		
<u>Redeemable noncontrolling interest</u>	(39)		
<u>Goodwill, expected tax deductible</u>	\$ 400		
<u>Weighted average useful life (in years)</u>	18 years		
	9 months		
<u>Acquisition related costs</u>			70
<u>Net revenues</u>		2,600	
<u>Net income</u>		61	
<u>Business Acquisition, Pro Forma Information:</u>			
<u>Total revenues</u>		\$	\$
		156,798	144,836
<u>Income from continuing operations</u>		\$ 5,277	\$ 4,522
<u>Basic earnings per share from continuing operations (in dollars per share)</u>		\$ 4.70	\$ 3.88
<u>Diluted earnings per share from continuing operations (in dollars per share)</u>		\$ 4.66	\$ 3.85
<u>Restructuring costs</u>			135
<u>Omnicare, Inc. Restricted Stock</u>			
<u>Business Acquisition [Line Items]</u>			
<u>Restricted stock awards issued (in shares)</u>	738,765		
<u>Omnicare, Inc. Retail/LTC Segment</u>			
<u>Fair Values of Assets Acquired and Liabilities Assumed:</u>			
<u>Goodwill</u>	\$ 8,600		
<u>Omnicare, Inc. Pharmacy Services Segment</u>			
<u>Fair Values of Assets Acquired and Liabilities Assumed:</u>			
<u>Goodwill</u>	500		
<u>Omnicare, Inc. Customer Relationships</u>			
<u>Fair Values of Assets Acquired and Liabilities Assumed:</u>			
<u>Intangible assets</u>	\$ 3,900		
<u>Weighted average useful life (in years)</u>	19 years		
	1 month		
<u>Omnicare, Inc. Trade Names</u>			
<u>Fair Values of Assets Acquired and Liabilities Assumed:</u>			
<u>Intangible assets</u>	\$ 74		
<u>Weighted average useful life (in years)</u>	2 years		
	11 months		

Omnicare, Inc. | Trade Accounts
Receivable

Fair Values of Assets

Acquired and Liabilities

Assumed:

<u>Acquired receivables, fair value</u>	600	600	600
<u>Acquired receivables, gross contractual amount</u>	857	857	857
<u>Acquired receivables, estimated uncollectible</u>	257	257	257

Omnicare, Inc. | Other Acquired
Receivables

Fair Values of Assets

Acquired and Liabilities

Assumed:

<u>Acquired receivables, fair value</u>	147	147	147
<u>Acquired receivables, gross contractual amount</u>	161	161	161
<u>Acquired receivables, estimated uncollectible</u>	\$ 14	\$ 14	\$ 14

Acquisitions - Target Pharmacy Acquisition (Details) \$ in Millions	Dec. 16, 2015 USD (\$) clinic state pharmacy	3 Months	12 Months	Dec. 31, 2014 USD (\$)	Dec. 31, 2013 USD (\$)
		Ended	Ended		
Assets Acquired:					
<u>Goodwill</u>				\$ 38,106	\$ 28,142
<u>Retail/LTC Segment</u>					\$ 26,542
Business Acquisition [Line Items]					
<u>Number of states pharmacies operated state</u>			49		
Assets Acquired:					
<u>Goodwill</u>				\$ 16,421	\$ 6,908
<u>Target Pharmacy Acquisition</u>					\$ 6,884
Business Acquisition [Line Items]					
<u>Consideration transferred</u>	\$ 1,900				
<u>Contingent consideration, liability</u>	\$ 50				
<u>Contingent consideration, liability term</u>	3 years				
Assets Acquired:					
<u>Accounts receivable</u>	\$ 2				
<u>Inventories</u>	472				
<u>Property and equipment</u>	9				
<u>Intangible assets</u>	490				
<u>Goodwill</u>	916				
<u>Total cash consideration</u>	\$ 1,889				
<u>Acquisition related costs</u>				\$ 26	
<u>Target Pharmacy Acquisition Scenario, Forecast</u>					
Assets Acquired:					
<u>Business Combination, Provisional Information, Initial Accounting Incomplete, Adjustment, Inventory</u>				\$ 21	
<u>Target Pharmacy Acquisition Customer Relationships</u>					
Assets Acquired:					
<u>Finite-Lived intangible asset, useful life (in years)</u>	13 years				
<u>Target Pharmacy Acquisition Retail/LTC Segment</u>					
Business Acquisition [Line Items]					
<u>Number of pharmacies acquired pharmacy</u>	1,672				
<u>Number of states pharmacies operated state</u>	47				
<u>Number of clinics acquired clinic</u>	79				

Acquisitions - Coram Acquisition (Details) Patient in Thousands, \$ in Millions	1 Months Ended	12 Months Ended			Aug. 18, 2015
	Dec. 31, 2015 USD (\$)	Dec. 31, 2015 USD (\$)	Dec. 31, 2014 USD (\$)	Dec. 31, 2013 USD (\$)	
	Jan. 16, 2014 USD (\$)	nurse Dietitian employee Patient Center Branch	nurse Dietitian employee Patient Center Branch		
<u>Business Acquisition [Line Items]</u>					
<u>Percentage of voting interests acquired</u>					100.00%
<u>Payment made to seller</u>			\$ 58	\$ 0	\$ 0
<u>Goodwill</u>	\$ 38,106	\$ 38,106	28,142	\$ 26,542	
<u>Coram LLC</u>					
<u>Business Acquisition [Line Items]</u>					
<u>Percentage of voting interests acquired</u>	100.00%				
<u>Consideration transferred</u>	\$ 2,100				
<u>Contingent consideration, liability</u>	100				
<u>Working capital adjustment</u>	9				
<u>Decrease in inventories Patient</u>	240	240			
<u>Net operating loss carryforwards to be paid to seller</u>		\$ 60			
<u>Additional payments to seller for remaining net operating losses used</u>		50.00%			
<u>Change in amount of contingent consideration, liability</u>		\$ 4			
<u>Payment made to seller</u>	\$ 58				
<u>Goodwill</u>	\$ 1,600				
<u>Acquisition related costs</u>			\$ 15		
<u>Coram LLC Branch location</u>					
<u>Business Acquisition [Line Items]</u>					
<u>Increase in net income Branch</u>	83	83			
<u>Coram LLC Centers of Excellence</u>					
<u>Business Acquisition [Line Items]</u>					
<u>Increase in net income Center</u>	6	6			
<u>Coram LLC Employee</u>					
<u>Business Acquisition [Line Items]</u>					
<u>Increase in current deferred income tax assets employee</u>	4,600	4,600			
<u>Coram LLC Nurses</u>					
<u>Business Acquisition [Line Items]</u>					
<u>Increase in current deferred income tax assets nurse</u>	600	600			
<u>Coram LLC Dietitians</u>					
<u>Business Acquisition [Line Items]</u>					

Increase in current deferred income tax assets |
Dictitian

250

250

Goodwill and Other Intangibles - Goodwill (Details) - USD (\$)	3 Months Ended	12 Months Ended	
	Sep. 30, 2015	Dec. 31, 2015	Dec. 31, 2014
<u>Goodwill [Line Items]</u>			
<u>Goodwill, impairment loss</u>	\$ 0		
<u>Goodwill [Roll Forward]</u>			
<u>Goodwill, beginning balance</u>		\$ 28,142,000,000	\$ 26,542,000,000
<u>Acquisitions</u>		10,006,000,000	1,616,000,000
<u>Foreign currency translation adjustments</u>		(40,000,000)	(14,000,000)
<u>Other</u> [1]		(2,000,000)	(2,000,000)
<u>Goodwill, ending balance</u>		38,106,000,000	28,142,000,000
<u>Pharmacy Services Segment</u>			
<u>Goodwill [Roll Forward]</u>			
<u>Goodwill, beginning balance</u>		21,234,000,000	19,658,000,000
<u>Acquisitions</u>		452,000,000	1,578,000,000
<u>Foreign currency translation adjustments</u>		0	0
<u>Other</u> [1]		(1,000,000)	(2,000,000)
<u>Goodwill, ending balance</u>		21,685,000,000	21,234,000,000
<u>Retail/LTC Segment</u>			
<u>Goodwill [Roll Forward]</u>			
<u>Goodwill, beginning balance</u>		6,908,000,000	6,884,000,000
<u>Acquisitions</u>		9,554,000,000	38,000,000
<u>Foreign currency translation adjustments</u>		(40,000,000)	(14,000,000)
<u>Other</u> [1]		(1,000,000)	0
<u>Goodwill, ending balance</u>		\$ 16,421,000,000	\$ 6,908,000,000

[1] "Other" represents immaterial purchase accounting adjustments for acquisitions.

Goodwill and Other Intangibles - Intangible Assets (Details) - USD (\$)	3 Months Ended	12 Months Ended		
	Sep. 30, 2015	Dec. 31, 2015	Dec. 31, 2014	Dec. 31, 2013
<u>Intangible assets</u>				
<u>Amortization expense related to finite-lived intangible assets</u>		\$ 611,000,000	\$ 518,000,000	\$ 494,000,000
<u>Anticipated annual amortization expenses</u>				
<u>2016</u>		760,000,000		
<u>2017</u>		735,000,000		
<u>2018</u>		705,000,000		
<u>2019</u>		662,000,000		
<u>2020</u>		490,000,000		
<u>Finite-Lived Intangible Assets, Net [Abstract]</u>				
<u>Intangible assets, gross carrying amount</u>		18,587,000,000	13,799,000,000	
<u>Finite-lived intangible asset, accumulated amortization</u>		(4,709,000,000)	(4,025,000,000)	
<u>Intangible assets, net carrying amount</u>		\$ 13,878,000,000	9,774,000,000	
<u>Weighted Average</u>				
<u>Intangible assets</u>				
<u>Finite-Lived intangible asset, useful life (in years)</u>		15 years 6 months		
<u>Customer contracts and relationships and covenants not to compete</u>				
<u>Finite-Lived Intangible Assets, Net [Abstract]</u>				
<u>Intangible assets, gross carrying amount</u>		\$ 10,594,000,000	6,521,000,000	
<u>Finite-lived intangible asset, accumulated amortization</u>		(4,092,000,000)	(3,549,000,000)	
<u>Intangible assets, net carrying amount</u>		\$ 6,502,000,000	2,972,000,000	
<u>Customer contracts and relationships and covenants not to compete Weighted Average</u>				
<u>Intangible assets</u>				
<u>Finite-Lived intangible asset, useful life (in years)</u>		15 years 6 months		
<u>Favorable leases and other</u>				
<u>Finite-Lived Intangible Assets, Net [Abstract]</u>				
<u>Intangible assets, gross carrying amount</u>		\$ 1,595,000,000	880,000,000	
<u>Finite-lived intangible asset, accumulated amortization</u>		(617,000,000)	(476,000,000)	
<u>Intangible assets, net carrying amount</u>		\$ 978,000,000	404,000,000	
<u>Favorable leases and other Weighted Average</u>				
<u>Intangible assets</u>				
<u>Finite-Lived intangible asset, useful life (in years)</u>		15 years 7 months 6 days		
<u>Trademarks (indefinitely-lived)</u>				
<u>Intangible assets</u>				
<u>Impairment of intangible assets, indefinite-lived</u>	\$ 0			
<u>Indefinite-lived intangible assets</u>		\$ 6,400,000,000	6,400,000,000	
<u>Finite-Lived Intangible Assets, Net [Abstract]</u>				
<u>Intangible assets, gross carrying amount</u>		6,398,000,000	6,398,000,000	

Intangible assets, net carrying amount

\$ 6,398,000,000 \$
6,398,000,000

Share Repurchase Programs (Details) - USD (\$) S / shares in Units, shares in Millions	12 Months Ended									
	Dec. 30, 2013	Oct. 01, 2013	Dec. 31, 2015	Dec. 31, 2014	Dec. 31, 2013	Jan. 28, 2016	Jan. 02, 2015	May. 01, 2015	Jan. 05, 2015	Dec. 15,
<u>December 11, 2015</u>										
Share repurchases										
<u>Amount under ASR agreement</u>						\$				725,000,000.0
<u>ASR, shares received as a percent of notional amount</u>										80.00%
<u>Shares repurchased under ASR agreement</u>										6.2
<u>ASR, shares to be received at end of program as a percent of notional amount</u>										20.00%
<u>ASR, settlement payment</u>			\$ 580,000,000							
<u>Transfer of shares to treasury stock value</u>			145,000,000							
<u>December 11, 2015 Subsequent Event</u>										
Share repurchases										
<u>Shares repurchased under ASR agreement</u>							1.4			
<u>January 02, 2015</u>										
Share repurchases										
<u>Amount under ASR agreement</u>										\$ 2,000,000,000.0
<u>ASR, shares received as a percent of notional amount</u>										80.00%
<u>Shares repurchased under ASR agreement</u>								3.1	16.8	
<u>ASR, shares to be received at end of program as a percent of notional amount</u>										20.00%
<u>ASR, settlement payment</u>			1,600,000,000							
<u>Transfer of shares to treasury stock value</u>			400,000,000							
<u>October 01, 2013</u>										
Share repurchases										
<u>Amount under ASR agreement</u>						\$				1,700,000,000.0
<u>Shares repurchased under ASR agreement</u>	11.7	14.9								26.6
<u>Notional purchase price (as a percent)</u>										50.00%
<u>Common stock price of shares repurchased under ASR agreement with Barclays (in dollars per share)</u>	\$ 63.83	\$ 56.88								
<u>2014 Repurchase Program</u>										
Share repurchases										
<u>Share repurchase program, authorized amount</u>										\$ 10,000,000
<u>Amount available for repurchases</u>			7,700,000,000							
<u>2013 Repurchase Program</u>										
Share repurchases										
<u>Share repurchase program, authorized amount</u>										
<u>Amount available for repurchases</u>			0							
<u>2012 Repurchase Program</u>										
Share repurchases										

Share repurchase program,
authorized amount

Amount available for
repurchases \$ 0

Repurchase of common stock (in
shares) 66.2

Repurchase of common stock \$
4,000,000,000

2014 and 2013 Repurchase
Programs

Share repurchases

Amount available for
repurchases \$
12,700,000,000

Repurchase of common stock (in
shares) 48.0

Repurchase of common stock \$
5,000,000,000

2013 and 2012 Repurchase
Programs

Share repurchases

Amount available for
repurchases \$
6,700,000,000

Repurchase of common stock (in
shares) 51.4

Repurchase of common stock \$
4,000,000,000

**Borrowing and Credit
Agreements - Schedule of
Long-term Debt Instruments
(Details) - USD (\$)
\$ in Millions**

Dec. 31, 2015 Dec. 31, 2014 Aug. 07, 2014 Dec. 02, 2013

Debt Instrument [Line Items]

<u>Total debt principal</u>	\$ 27,694	\$ 12,992	
<u>Debt premiums</u>	39	0	
<u>Debt discounts and deferred financing costs</u>	(269)	(102)	
<u>Long-term debt, net of premiums, discounts and deferred costs</u>	27,464	12,890	
<u>Short-term debt (commercial paper)</u>	0	(685)	
<u>Current portion of long-term debt</u>	(1,197)	(575)	
<u>Long-term debt</u>	26,267	11,630	

Commercial paper

Debt Instrument [Line Items]

<u>Total debt principal</u>	0	685	
<u>3.25% senior notes due 2015</u>			

Debt Instrument [Line Items]

<u>Total debt principal</u>	\$ 0	\$ 550	
<u>Interest rate, stated percentage</u>	3.25%	3.25%	

1.2% senior notes due 2016

Debt Instrument [Line Items]

<u>Total debt principal</u>	\$ 750	\$ 750	
<u>Interest rate, stated percentage</u>	1.20%	1.20%	

6.125% senior notes due 2016

Debt Instrument [Line Items]

<u>Total debt principal</u>	\$ 421	\$ 421	
<u>Interest rate, stated percentage</u>	6.125%	6.125%	

5.75% senior notes due 2017

Debt Instrument [Line Items]

<u>Total debt principal</u>	\$ 1,080	\$ 1,080	
<u>Interest rate, stated percentage</u>	5.75%	5.75%	5.75%

1.9% senior notes due 2018

Debt Instrument [Line Items]

<u>Total debt principal</u>	\$ 2,250	\$ 0	
<u>Interest rate, stated percentage</u>	1.90%	1.90%	

2.25% senior notes due 2018

Debt Instrument [Line Items]

<u>Total debt principal</u>	\$ 1,250	\$ 1,250	
<u>Interest rate, stated percentage</u>	2.25%	2.25%	2.25%

2.25% senior notes due 2019

Debt Instrument [Line Items]

<u>Total debt principal</u>	\$ 850	\$ 850	
<u>Interest rate, stated percentage</u>	2.25%	2.25%	2.25%

6.6% senior notes due 2019

Debt Instrument [Line Items]

<u>Total debt principal</u>	\$ 394	\$ 394	
<u>Interest rate, stated percentage</u>	6.60%	6.60%	
<u>2.8% senior notes due 2020</u>			

Debt Instrument [Line Items]

<u>Total debt principal</u>	\$ 2,750	\$ 0	
<u>Interest rate, stated percentage</u>	2.80%	2.80%	
<u>4.75% senior notes due 2020</u>			

Debt Instrument [Line Items]

<u>Total debt principal</u>	\$ 450	\$ 450	
<u>Interest rate, stated percentage</u>	4.75%	4.75%	
<u>4.125% senior notes due 2021</u>			

Debt Instrument [Line Items]

<u>Total debt principal</u>	\$ 550	\$ 550	
<u>Interest rate, stated percentage</u>	4.125%	4.125%	
<u>2.75% senior notes due 2022</u>			

Debt Instrument [Line Items]

<u>Total debt principal</u>	\$ 1,250	\$ 1,250	
<u>Interest rate, stated percentage</u>	2.75%	2.75%	
<u>3.5% senior notes due 2022</u>			

Debt Instrument [Line Items]

<u>Total debt principal</u>	\$ 1,500	\$ 0	
<u>Interest rate, stated percentage</u>	3.50%	3.50%	
<u>4.75% senior notes due 2022</u>			

Debt Instrument [Line Items]

<u>Total debt principal</u>	\$ 400	\$ 0	
<u>Interest rate, stated percentage</u>	4.75%	4.75%	
<u>4% senior notes due 2023</u>			

Debt Instrument [Line Items]

<u>Total debt principal</u>	\$ 1,250	\$ 1,250	
<u>Interest rate, stated percentage</u>	4.00%	4.00%	4.00%
<u>3.375% senior notes due 2024</u>			

Debt Instrument [Line Items]

<u>Total debt principal</u>	\$ 650	\$ 650	
<u>Interest rate, stated percentage</u>	3.375%	3.375%	3.375%
<u>5% senior notes due 2024</u>			

Debt Instrument [Line Items]

<u>Total debt principal</u>	\$ 300	\$ 0	
<u>Interest rate, stated percentage</u>	5.00%	5.00%	
<u>3.875% senior notes due 2025</u>			

Debt Instrument [Line Items]

<u>Total debt principal</u>	\$ 3,000	\$ 0	
<u>Interest rate, stated percentage</u>	3.875%	3.875%	
<u>6.25% senior notes due 2027</u>			

Debt Instrument [Line Items]

<u>Total debt principal</u>	\$ 453	\$ 453	
-----------------------------	--------	--------	--

<u>Interest rate, stated percentage</u>	6.25%	6.25%	6.25%
<u>3.25% senior exchange debentures due 2035</u>			
<u>Debt Instrument [Line Items]</u>			
<u>Total debt principal</u>	\$ 5	\$ 0	
<u>Interest rate, stated percentage</u>	3.25%	3.25%	
<u>4.875% senior notes due 2035</u>			
<u>Debt Instrument [Line Items]</u>			
<u>Total debt principal</u>	\$ 2,000	\$ 0	
<u>Interest rate, stated percentage</u>	4.875%	4.875%	
<u>6.125% senior notes due 2039</u>			
<u>Debt Instrument [Line Items]</u>			
<u>Total debt principal</u>	\$ 734	\$ 734	
<u>Interest rate, stated percentage</u>	6.125%	6.125%	6.125%
<u>5.75% senior notes due 2041</u>			
<u>Debt Instrument [Line Items]</u>			
<u>Total debt principal</u>	\$ 493	\$ 493	
<u>Interest rate, stated percentage</u>	5.75%	5.75%	5.75%
<u>5.3% senior notes due 2043</u>			
<u>Debt Instrument [Line Items]</u>			
<u>Total debt principal</u>	\$ 750	\$ 750	
<u>Interest rate, stated percentage</u>	5.30%	5.30%	5.30%
<u>5.125% senior notes due 2045</u>			
<u>Debt Instrument [Line Items]</u>			
<u>Total debt principal</u>	\$ 3,500	\$ 0	
<u>Interest rate, stated percentage</u>	5.125%	5.125%	
<u>Capital lease obligations</u>			
<u>Debt Instrument [Line Items]</u>			
<u>Total debt principal</u>	\$ 644	\$ 391	
<u>Other</u>			
<u>Debt Instrument [Line Items]</u>			
<u>Total debt principal</u>	\$ 20	\$ 41	

Debt Instrument |Line Items|

Proceeds from issuance of senior long-term debt 14,800,000,000

Unsecured Debt | 1.9% senior notes due 2018

Debt Instrument |Line Items|

Debt instrument, face amount \$ 2,250,000,000.00

Interest rate, stated percentage 1.90%

Unsecured Debt | 2.8% senior notes due 2020

Debt Instrument |Line Items|

Debt instrument, face amount \$ 2,750,000,000.00

Interest rate, stated percentage 2.80%

Unsecured Debt | 3.5% senior notes due 2022

Debt Instrument |Line Items|

Debt instrument, face amount \$ 1,500,000,000.0

Interest rate, stated percentage 3.50%

Unsecured Debt | 3.875% senior notes due 2025

Debt Instrument |Line Items|

Debt instrument, face amount \$ 3,000,000,000

Interest rate, stated percentage 3.875%

Unsecured Debt | 4.875% senior notes due 2035

Debt Instrument |Line Items|

Debt instrument, face amount \$ 2,000,000,000

Interest rate, stated percentage 4.875%

Unsecured Debt | 5.125% senior notes due 2045

Debt Instrument |Line Items|

Debt instrument, face amount \$ 3,500,000,000.0

Interest rate, stated percentage 5.125%

Convertible Debt | Omnicare, Inc.

Debt Instrument |Line Items|

Notes assumed 2,000,000,000

Loans Payable | Omnicare, Inc.

Debt Instrument |Line Items|

Repayments of debt \$ 400,000,000

Senior Notes

Debt Instrument |Line Items|

Debt instrument, face amount 684,000,000

Senior Notes | 4.750% senior notes due in 2022

Debt Instrument |Line Items|

Debt instrument, face amount 388,000,000

Senior Notes | 4.750% senior notes due in 2022 | Omnicare, Inc.

Debt Instrument |Line Items|

Carrying amount of long-term debt 400,000,000

Senior Notes | 5% senior notes due 2024

Debt Instrument |Line Items|

Debt instrument, face amount 296,000,000

Senior Notes | 5% senior notes due 2024 | Omnicare, Inc.

Debt Instrument |Line Items|

Carrying amount of long-term debt \$ 300,000,000

2.25% senior notes due 2019

Debt Instrument |Line Items|

Debt instrument, face amount	\$ 850,000,000		
Interest rate, stated percentage	2.25%	2.25%	2.25%
Total debt principal		\$ 850,000,000	\$ 850,000,000

3.375% senior notes due 2024

Debt Instrument |Line Items|

Debt instrument, face amount	\$ 650,000,000		
Interest rate, stated percentage	3.375%	3.375%	3.375%
Total debt principal		\$ 650,000,000	\$ 650,000,000

6.25% senior notes due 2027

Debt Instrument |Line Items|

Interest rate, stated percentage	6.25%	6.25%	6.25%
Total debt principal		\$ 453,000,000	\$ 453,000,000

6.125% senior notes due 2039

Debt Instrument |Line Items|

Interest rate, stated percentage	6.125%	6.125%	6.125%
Total debt principal		\$ 734,000,000	\$ 734,000,000

5.75% senior notes due 2041

Debt Instrument |Line Items|

Interest rate, stated percentage	5.75%	5.75%	5.75%
Total debt principal		\$ 493,000,000	\$ 493,000,000

5.75% senior notes due 2017

Debt Instrument |Line Items|

Interest rate, stated percentage	5.75%	5.75%	5.75%
Total debt principal		\$ 1,080,000,000	\$ 1,080,000,000

Senior notes 6.25% Due in 2027, 6.125% Due in 2039, 5.75% Due in 2041, 5.75% Due in 2017

Debt Instrument |Line Items|

Extinguishment of debt amount tender offer	\$ 2,000,000,000.0	\$ 1,500,000,000.0	
Redemption premium	490,000,000		
Write-off of unamortized deferred financing charges	26,000,000		
Extinguishment of debt tender fees	5,000,000		
Loss on early extinguishment of debt	\$ 521,000,000		

Enhanced Capital Advantage Preferred Securities

Debt Instrument |Line Items|

Total debt principal			
Unsecured Senior Notes 1.25% Due in 2016		\$ 750,000,000	
Interest rate, stated percentage		1.20%	

2.25% senior notes due 2018

Debt Instrument |Line Items|

Debt instrument, face amount	\$ 1,250,000,000.00		
Interest rate, stated percentage	2.25%	2.25%	2.25%
Total debt principal		\$ 1,250,000,000	\$ 1,250,000,000

4% senior notes due 2023

Debt Instrument (Line Items)

<u>Debt instrument, face amount</u>	\$		
	1,250,000,000.00		
<u>Interest rate, stated percentage</u>	4.00%	4.00%	4.00%
<u>Total debt principal</u>		\$ 1,250,000,000	\$ 1,250,000,000

5.3% senior notes due 2043

Debt Instrument (Line Items)

<u>Debt instrument, face amount</u>	\$ 750,000,000		
<u>Interest rate, stated percentage</u>	5.30%	5.30%	5.30%
<u>Total debt principal</u>		\$ 750,000,000	\$ 750,000,000

4.75% senior notes due 2022

Debt Instrument (Line Items)

<u>Interest rate, stated percentage</u>		4.75%	4.75%
<u>Total debt principal</u>		\$ 400,000,000	\$ 400,000,000

5% senior notes due 2024

Debt Instrument (Line Items)

<u>Interest rate, stated percentage</u>		5.00%	5.00%
<u>Total debt principal</u>		\$ 300,000,000	\$ 300,000,000

**Borrowing and Credit
Agreements - Interest Rate
and Maturity (Details) -
Senior Notes
\$ in Millions**

1 Months Ended

**Aug. 31, 2015
USD (\$)**

Debt Instrument [Line Items]

Debt instrument, face amount \$ 684

4.750% senior notes due in 2022

Debt Instrument [Line Items]

Debt instrument, face amount \$ 388

Percentage of principal amount redeemed 96.80%

5% senior notes due 2024

Debt Instrument [Line Items]

Debt instrument, face amount \$ 296

Percentage of principal amount redeemed 98.80%

**Borrowing and Credit
Agreements - Debt
Maturities (Details) - USD (\$)** Dec. 31, 2015 Dec. 31, 2014
\$ in Millions

Debt Disclosure [Abstract]

<u>2016</u>	\$ 1,197	
<u>2017</u>	1,113	
<u>2018</u>	3,521	
<u>2019</u>	1,266	
<u>2020</u>	3,224	
<u>Thereafter</u>	17,373	
<u>Total debt</u>	\$ 27,694	\$ 12,992

Leases - Additional Information (Details) \$ in Millions	12 Months Ended		
	Dec. 31, 2015 USD (\$) Center	Dec. 31, 2014 USD (\$)	Dec. 31, 2013 USD (\$)
<u>Operating Leased Assets [Line Items]</u>			
Capital lease obligations	\$ 300		
Proceeds from sale-leaseback transactions	\$ 411	\$ 515	\$ 600
<u>Retail and mail order locations, distribution centers and corporate offices</u>			
<u>Operating Leased Assets [Line Items]</u>			
Number of distribution centers leased Center	10		
<u>Retail and mail order locations, distribution centers and corporate offices </u>			
<u>Minimum</u>			
<u>Operating Leased Assets [Line Items]</u>			
Non-cancelable operating leases, initial term (in years)	15 years		
<u>Retail and mail order locations, distribution centers and corporate offices </u>			
<u>Maximum</u>			
<u>Operating Leased Assets [Line Items]</u>			
Non-cancelable operating leases, initial term (in years)	25 years		
<u>Equipment and other assets Minimum</u>			
<u>Operating Leased Assets [Line Items]</u>			
Non-cancelable operating leases, initial term (in years)	3 years		
<u>Equipment and other assets Maximum</u>			
<u>Operating Leased Assets [Line Items]</u>			
Non-cancelable operating leases, initial term (in years)	10 years		

**Leases - Schedule of Rent
Expense (Details) - USD (\$)
\$ in Millions**

12 Months Ended

Dec. 31, 2015 Dec. 31, 2014 Dec. 31, 2013

Leases [Abstract]

<u>Minimum rentals</u>	\$ 2,317	\$ 2,320	\$ 2,210
<u>Contingent rentals</u>	34	36	41
<u>Gross lease rental expense</u>	2,351	2,356	2,251
<u>Less: sublease income</u>	(22)	(21)	(21)
<u>Net lease rental expense</u>	\$ 2,329	\$ 2,335	\$ 2,230

**Leases - Schedule of Future
Minimum Lease Payments
(Details)
\$ in Millions**

**Dec. 31, 2015
USD (\$)**

Capital Leases

<u>2016</u>	\$ 52	
<u>2017</u>	94	
<u>2018</u>	70	
<u>2019</u>	69	
<u>2020</u>	69	
<u>Thereafter</u>	970	
<u>Total future lease payments</u>	1,324	[1]
<u>Less: imputed interest</u>	(679)	
<u>Present value of capital lease obligations</u>	645	

Operating Leases

<u>2016</u>	2,405	[2]
<u>2017</u>	2,321	[2]
<u>2018</u>	2,197	[2]
<u>2019</u>	2,044	[2]
<u>2020</u>	1,877	[2]
<u>Thereafter</u>	16,837	[2]
<u>Total future lease payments</u>	27,681	[1],[2]
<u>Minimum sublease rentals due in future under non-cancelable subleases</u>	180	
<u>Obligation in excess of future minimum payments</u>	\$ 1,700	

[1] The Company leases pharmacy and clinic space from Target. Amounts related to such capital and operating leases are reflected above. Amounts due in excess of the remaining estimated economic life of the buildings of approximately \$1.7 billion are not reflected herein since the estimated economic life of the buildings is shorter than the contractual term of the lease arrangement.

[2] Future operating lease payments have not been reduced by minimum sublease rentals of \$180 million due in the future under noncancelable subleases.

**Medicare Part D Medicare
Part D (Details) - USD (\$)
\$ in Millions**

Dec. 31, 2015 Dec. 31, 2014

Accounts, Notes, Loans and Financing Receivable [Line Items]

Accounts receivable, net \$ 11,888 \$ 9,687

Centers for Medicare and Medicaid Services

Accounts, Notes, Loans and Financing Receivable [Line Items]

Accounts receivable, net \$ 1,600 \$ 1,800

Pension Plans and Other Postretirement Benefits - Additional Information (Details) \$ in Millions	3 Months Ended		12 Months Ended	
	Dec. 31, 2015 USD (\$)	Dec. 31, 2015 USD (\$) Plan	Dec. 31, 2014 USD (\$) Plan	Dec. 31, 2013 USD (\$) Plan
<u>Compensation and Retirement Disclosure [Abstract]</u>				
<u>Employer's contributions under defined contribution plans</u>		\$ 251	\$ 238	\$ 235
<u>Defined Benefit Plan Disclosure [Line Items]</u>				
<u>Number of defined benefit plans Plan</u>		7	9	9
<u>Multiemployer Plans, Pension</u>				
<u>Defined Benefit Plan Disclosure [Line Items]</u>				
<u>Period contributions</u>		\$ 14	\$ 14	\$ 13
<u>Change in Assumptions for Pension Plans</u>				
<u>Defined Benefit Plan Disclosure [Line Items]</u>				
<u>Increase (decrease) in pension plan obligations</u>	\$ 67			
<u>Minimum</u>				
<u>Defined Benefit Plan Disclosure [Line Items]</u>				
<u>Period to complete settlement of pension plan</u>		18 months		
<u>Maximum</u>				
<u>Defined Benefit Plan Disclosure [Line Items]</u>				
<u>Period to complete settlement of pension plan</u>		24 months		
<u>Pension Plans</u>				
<u>Defined Benefit Plan Disclosure [Line Items]</u>				
<u>Increase in OCI</u>	67			
<u>Settlement loss</u>		\$ 0	\$ 3	0
<u>Discount rate</u>		4.25%	4.00%	
<u>Rate of compensation increase</u>		4.00%	6.00%	
<u>Employer contributions</u>		\$ 22	\$ 42	33
<u>Estimated future employer contributions in next fiscal year</u>		37		
<u>Benefit obligation</u>	\$ 844	844	796	694
<u>Net periodic pension cost</u>		\$ 19	\$ 21	\$ 19
<u>Pension Plans Level 1</u>				
<u>Defined Benefit Plan Disclosure [Line Items]</u>				
<u>Actual plan asset allocations percent</u>	21.00%	21.00%	14.00%	
<u>Pension Plans Level 2</u>				
<u>Defined Benefit Plan Disclosure [Line Items]</u>				
<u>Actual plan asset allocations percent</u>	79.00%	79.00%	86.00%	
<u>Pension Plans Fixed Income Securities</u>				
<u>Defined Benefit Plan Disclosure [Line Items]</u>				
<u>Actual plan asset allocations percent</u>	80.00%	80.00%	81.00%	
<u>Pension Plans Equity Securities</u>				
<u>Defined Benefit Plan Disclosure [Line Items]</u>				
<u>Actual plan asset allocations percent</u>	19.00%	19.00%	18.00%	
<u>Pension Plans Money Market Funds</u>				
<u>Defined Benefit Plan Disclosure [Line Items]</u>				

<u>Actual plan asset allocations percent</u>	2.00%	2.00%	1.00%
<u>Pension Plans Minimum</u>			
<u>Defined Benefit Plan Disclosure [Line Items]</u>			
<u>Settlement loss</u>		\$ 175	
<u>Expected long-term rate of return on plan assets</u>		5.75%	5.75%
<u>Pension Plans Minimum Fixed Income Securities</u>			
<u>Defined Benefit Plan Disclosure [Line Items]</u>			
<u>Actual plan asset allocations percent</u>	80.00%	80.00%	
<u>Pension Plans Minimum Equity Securities</u>			
<u>Defined Benefit Plan Disclosure [Line Items]</u>			
<u>Actual plan asset allocations percent</u>	0.00%	0.00%	
<u>Pension Plans Maximum</u>			
<u>Defined Benefit Plan Disclosure [Line Items]</u>			
<u>Settlement loss</u>		\$ 250	
<u>Expected long-term rate of return on plan assets</u>		6.75%	7.25%
<u>Pension Plans Maximum Fixed Income Securities</u>			
<u>Defined Benefit Plan Disclosure [Line Items]</u>			
<u>Actual plan asset allocations percent</u>	100.00%	100.00%	
<u>Pension Plans Maximum Equity Securities</u>			
<u>Defined Benefit Plan Disclosure [Line Items]</u>			
<u>Actual plan asset allocations percent</u>	20.00%	20.00%	
<u>Tax Qualified Pension Plans, Defined Benefit</u>			
<u>Defined Benefit Plan Disclosure [Line Items]</u>			
<u>Number of defined benefit plans Plan</u>		2	4
<u>Discount rate</u>		3.25%	
<u>Unfunded Nonqualified Supplemental Retirement Plans</u>			
<u>Defined Benefit Plan Disclosure [Line Items]</u>			
<u>Number of defined benefit plans Plan</u>		5	5
<u>Other Postretirement Benefit Plan</u>			
<u>Defined Benefit Plan Disclosure [Line Items]</u>			
<u>Settlement loss</u>			\$ 8
<u>Period contributions</u>		\$ 60	58
<u>Benefit obligation</u>	\$ 33	33	31
<u>Net periodic pension cost</u>		\$ 2	\$ 1
			\$ 11

**Pension Plans and Other
Postretirement Benefits -
Change in Benefit Obligation
(Details) - Pension Plans -
USD (\$)
\$ in Millions**

12 Months Ended

Dec. 31, 2015 Dec. 31, 2014 Dec. 31, 2013

Defined Benefit Plan, Change in Benefit Obligation [Roll Forward]

<u>Benefit obligation at beginning of year</u>	\$ 796	\$ 694	
<u>Acquisition</u>	8	0	
<u>Service cost</u>	0	1	\$ 1
<u>Interest cost</u>	31	32	30
<u>Actuarial loss</u>	45	119	
<u>Benefit payments</u>	(36)	(41)	
<u>Settlements</u>	0	(9)	
<u>Benefit obligation at end of year</u>	\$ 844	\$ 796	\$ 694

**Pension Plans and Other
Postretirement Benefits -
Change in Plan Assets
(Details) - Pension Plans -
USD (\$)
\$ in Millions**

12 Months Ended

Dec. 31, 2015 Dec. 31, 2014 Dec. 31, 2013

Defined Benefit Plan, Change in Fair Value of Plan Assets

<u>Fair value of plan assets at the beginning of the year</u>	\$ 635	\$ 568	
<u>Acquisitions</u>	5	0	
<u>Actual return on plan assets</u>	(13)	75	
<u>Employer contributions</u>	22	42	\$ 33
<u>Benefit payments</u>	(36)	(41)	
<u>Settlements</u>	0	(9)	
<u>Fair value of plan assets at the end of the year</u>	613	635	\$ 568
<u>Funded status</u>	\$ (231)	\$ (161)	

**Pension Plans and Other
Postretirement Benefits -
Components of Net Periodic
Benefit Cost (Details) -
Pension Plans - USD (\$)
\$ in Millions**

12 Months Ended

Dec. 31, 2015 Dec. 31, 2014 Dec. 31, 2013

Defined Benefit Plan Disclosure [Line Items]

<u>Interest cost</u>	\$ 31	\$ 32	\$ 30
<u>Expected return on plan assets</u>	(33)	(31)	(34)
<u>Amortization of net loss</u>	21	16	22
<u>Settlement loss</u>	0	3	0
<u>Service cost</u>	0	1	1
<u>Net periodic pension cost</u>	\$ 19	\$ 21	\$ 19

**Pension Plans and Other
Postretirement Benefits - Fair
Value Allocation of Plan
Assets (Details) - Pension
Plans - USD (\$)
\$ in Millions**

Dec. 31, 2015 Dec. 31, 2014 Dec. 31, 2013

Defined Benefit Plan Disclosure [Line Items]

<u>Fair value of plan assets</u>	\$ 613	\$ 635	\$ 568
----------------------------------	--------	--------	--------

Level 1

Defined Benefit Plan Disclosure [Line Items]

<u>Fair value of plan assets</u>	129	91	
----------------------------------	-----	----	--

Level 2

Defined Benefit Plan Disclosure [Line Items]

<u>Fair value of plan assets</u>	484	544	
----------------------------------	-----	-----	--

Level 3

Defined Benefit Plan Disclosure [Line Items]

<u>Fair value of plan assets</u>	0	0	
----------------------------------	---	---	--

Cash and money market funds

Defined Benefit Plan Disclosure [Line Items]

<u>Fair value of plan assets</u>	10	7	
----------------------------------	----	---	--

Cash and money market funds | Level 1

Defined Benefit Plan Disclosure [Line Items]

<u>Fair value of plan assets</u>	10	7	
----------------------------------	----	---	--

Cash and money market funds | Level 2

Defined Benefit Plan Disclosure [Line Items]

<u>Fair value of plan assets</u>	0	0	
----------------------------------	---	---	--

Cash and money market funds | Level 3

Defined Benefit Plan Disclosure [Line Items]

<u>Fair value of plan assets</u>	0	0	
----------------------------------	---	---	--

Fixed income funds

Defined Benefit Plan Disclosure [Line Items]

<u>Fair value of plan assets</u>	488	514	
----------------------------------	-----	-----	--

Fixed income funds | Level 1

Defined Benefit Plan Disclosure [Line Items]

<u>Fair value of plan assets</u>	4	0	
----------------------------------	---	---	--

Fixed income funds | Level 2

Defined Benefit Plan Disclosure [Line Items]

<u>Fair value of plan assets</u>	484	514	
----------------------------------	-----	-----	--

Fixed income funds | Level 3

Defined Benefit Plan Disclosure [Line Items]

<u>Fair value of plan assets</u>	0	0	
----------------------------------	---	---	--

Equity mutual funds

Defined Benefit Plan Disclosure [Line Items]

<u>Fair value of plan assets</u>	115	114	
----------------------------------	-----	-----	--

Equity mutual funds | Level 1

Defined Benefit Plan Disclosure [Line Items]

<u>Fair value of plan assets</u>	115	84
<u>Equity mutual funds Level 2</u>		
<u>Defined Benefit Plan Disclosure Line Items </u>		
<u>Fair value of plan assets</u>	0	30
<u>Equity mutual funds Level 3</u>		
<u>Defined Benefit Plan Disclosure Line Items </u>		
<u>Fair value of plan assets</u>	\$ 0	\$ 0

**Pension Plans and Other
Postretirement Benefits -
Expected Future Benefit
Payments (Details) - Pension
Plans
\$ in Millions**

**Dec. 31, 2015
USD (\$)**

Defined Benefit Plan Disclosure |Line Items|

<u>2016</u>	\$ 37	
<u>2017</u>	39	[1]
<u>2018</u>	51	
<u>2019</u>	50	
<u>2020</u>	49	
<u>Thereafter</u>	\$ 250	

[1] Excludes any payments associated with the ultimate settlement of the terminated plan discussed above.

Stock Incentive Plans - Additional Information (Details) - USD (\$) \$ / shares in Units, \$ in Millions	12 Months Ended			
	Dec. 31, 2015	Dec. 31, 2014	Dec. 31, 2013	Mar. 31, 2013
Compensation				
<u>Excess tax benefits from stock -based compensation</u>	\$ 127	\$ 106	\$ 62	
<u>Proceeds from exercise of stock options</u>	299	421	500	
<u>Total intrinsic value of options exercised</u>	394	372	282	
<u>Restricted Stock</u>				
Compensation				
<u>Compensation expense related to share -based compensation</u>	140	62	41	
<u>Total fair value of restricted shares vested</u>	164	\$ 57	\$ 41	
<u>Restricted Stock Executive Officer</u>				
Compensation				
<u>Compensation expense related to share -based compensation</u>	\$ 38			
<u>Restricted Stock Units (RSUs)</u>				
Compensation				
<u>Granted (in shares)</u>	2,695,000	2,708,000	1,715,000	
<u>Granted (in dollars per share)</u>	\$ 100.81	\$ 73.60	\$ 54.30	
<u>Unrecognized compensation expense related to unvested options</u>	\$ 268			
<u>Unrecognized compensation expense related to unvested options, period of recognition (in years)</u>	2 years 7 months 10 days			
<u>Options Granted, Beginning from 2011</u>				
Compensation				
<u>Exercisable period (in years)</u>	4 years			
<u>Expiration period for options granted (in years)</u>	7 years			
<u>Employee Stock Option</u>				
Compensation				
<u>Fair value of options vested</u>	\$ 334	\$ 292	\$ 329	
<u>Employee Stock</u>				
Compensation				
<u>Compensation expense related to share -based compensation</u>	90	103	100	
<u>Recognized tax benefit on compensation expense</u>	\$ 26	\$ 33	\$ 32	
<u>Employee Stock Purchase Plan 2007</u>				
Compensation				
<u>Maximum number of shares that can be purchased under ESPP (in shares)</u>	15,000,000			15,000,000
<u>Employee purchase price, percentage of fair market value of ordinary shares</u>	85.00%			
<u>Shares of common stock purchased for ESPP (in shares)</u>	1,000,000			
<u>Average price of shares of common stock purchased for ESPP (in dollars per share)</u>	\$ 72.21			
<u>Shares of common stock available for issue under ESPP (in shares)</u>	14,000,000			
<u>Equity Incentive Plan 2010</u>				

Compensation

Maximum number of shares that can be purchased under ESPP (in shares) 74,000,000

Shares available for future grants under the ICP (in shares) 24,000,000

Employee Stock Option**Compensation**

Unrecognized compensation expense related to unvested options \$ 91

Unrecognized compensation expense related to unvested options, period of recognition (in years) 1 year 8 months
19 days

Unvested options to vest over the requisite service period (in shares) \$ 12

Minimum**Compensation**

Requisite service period of the stock award (in years) 3 years

Maximum**Compensation**

Requisite service period of the stock award (in years) 5 years

**Stock Incentive Plans -
Schedule of Valuation
Assumptions of ESPP
(Details) - \$ / shares**

12 Months Ended

**Dec. 31, Dec. 31, Dec. 31,
2015 2014 2013**

Employee Stock

Share-based Compensation Arrangement by Share -based Payment

Award [Line Items]

<u>Dividend yield</u>	[1] 0.71%	0.75%	0.86%
<u>Expected volatility</u>	[2] 13.92%	14.87%	16.94%
<u>Risk-free interest rate</u>	[3] 0.11%	0.08%	0.10%
<u>Expected life (in years)</u>	[4] 6 months	6 months	6 months
<u>Weighted-average grant date fair value (in dollars per share)</u>	\$ 18.72	\$ 13.74	\$ 10.08

Employee Stock Purchase Plan 2007

Share-based Compensation Arrangement by Share -based Payment

Award [Line Items]

<u>Offering period for stock purchase plan (in months)</u>	6 months
--	----------

- [1] The dividend yield is calculated based on semi-annual dividends paid and the fair market value of the Company's stock at the grant date.
- [2] The expected volatility is based on the historical volatility of the Company's daily stock market prices over the previous six month period.
- [3] The risk-free interest rate is based on the Treasury constant maturity interest rate whose term is consistent with the expected term of ESPP options (i.e., 6 months).
- [4] The expected life is based on the semi-annual purchase period.

**Stock Incentive Plans -
Schedule of Restricted Stock
and RSU Activity (Details) -
Restricted Unit and
Restricted Share Award
shares in Thousands**

12 Months Ended

**Dec. 31, 2015
\$ / shares
shares**

Units

<u>Nonvested at beginning of year (in shares) shares</u>	4,677
<u>Granted (in shares) shares</u>	2,695
<u>Vested (in shares) shares</u>	(1,646)
<u>Forfeited (in shares) shares</u>	(308)
<u>Nonvested at end of year (in shares) shares</u>	5,418

Weighted Average Grant Date Fair Value

<u>Nonvested at beginning of year (in dollars per share) \$ / shares</u>	\$ 51.90
<u>Granted (in dollars per share) \$ / shares</u>	100.81
<u>Vested (in dollars per share) \$ / shares</u>	103.82
<u>Forfeited (in dollars per share) \$ / shares</u>	73.61
<u>Nonvested at end of year (in dollars per share) \$ / shares</u>	\$ 59.22

**Stock Incentive Plans - Fair
Value of Options Using
Black-Scholes (Details) -
Employee Stock Option - \$ /
shares**

12 Months Ended

Dec. 31, 2015

**Dec. 31,
2014**

**Dec. 31,
2013**

Share-based Compensation Arrangement by Share -based Payment

Award [Line Items]

<u>Dividend yield</u>	[1] 1.37%	1.47%	1.65%
<u>Expected volatility</u>	[2] 18.07%	19.92%	30.96%
<u>Risk-free interest rate</u>	[3] 1.24%	1.35%	0.73%
<u>Expected life (in years)</u>	[4] 4 years 2 months 12 days	4 years	4 years 8 months
<u>Weighted-average grant date fair value (in dollars per share)</u>	\$ 14.01	\$ 11.04	\$ 12.50

[1] The dividend yield is based on annual dividends paid and the fair market value of the Company 's stock at the grant date.

[2] The expected volatility is estimated using the Company 's historical volatility over a period equal to the expected life of each option grant after adjustments for infrequent events such as stock splits.

[3] The risk-free interest rate is selected based on yields from U.S. Treasury zero -coupon issues with a remaining term equal to the expected term of the options being valued.

[4] The expected life represents the number of years the options are expected to be outstanding from grant date based on historical option holder exercise experience.

**Stock Incentive Plans -
Schedule of Stock Option
Activity (Details) - USD (\$)
\$ / shares in Units, shares in
Thousands**

12 Months Ended

**Dec. 31, 2015 Dec. 31,
2014**

**Share-based Compensation Arrangement by Share -based Payment Award, Options,
Outstanding [Roll Forward]**

<u>Outstanding at the beginning of the period (in shares)</u>	28,166	
<u>Granted (in shares)</u>	3,772	
<u>Exercised (in shares)</u>	(6,425)	
<u>Forfeited (in shares)</u>	(902)	
<u>Expired (in shares)</u>	(270)	
<u>Outstanding at the end of the period (in shares)</u>	24,341	28,166
<u>Options exercisable (in shares)</u>	11,847	
<u>Options vested and expected to vest end of the period (in shares)</u>	23,765	

**Share-based Compensation Arrangement by Share -based Payment Award, Options,
Outstanding, Weighted Average Exercise Price [Abstract]**

<u>Outstanding at the beginning of the period (in dollars per share)</u>	\$ 47.87	
<u>Granted (in dollars per share)</u>	102.25	
<u>Exercised (in dollars per share)</u>	40.68	
<u>Forfeited (in dollars per share)</u>	66.81	
<u>Expired (in dollars per share)</u>	38.03	
<u>Outstanding at the end of the period (in dollars per share)</u>	57.60	\$ 47.87
<u>Exercisable at end of period (in dollars per share)</u>	42.17	
<u>Vested and expected to vest (in dollars per share)</u>	\$ 56.96	

**Share-based Compensation Arrangement by Share -based Payment Award, Options,
Additional Disclosures [Abstract]**

<u>Weighted average remaining contractual term, options outstanding (in years)</u>	3 years 10 months 17 days
<u>Weighted average remaining contractual term, options exercisable (in years)</u>	2 years 7 months 28 days
<u>Weighted average remaining contractual term, options vested and expected to vest (in years)</u>	3 years 10 months 2 days
<u>Aggregate intrinsic value, options outstanding</u>	\$ 993,965,110
<u>Aggregate intrinsic value, options exercisable</u>	658,732,653
<u>Aggregate intrinsic value, options vested and expected to vest</u>	\$ 984,746,487

**Income Taxes (Details) -
USD (\$)
\$ in Millions**

12 Months Ended
Dec. 31, Dec. 31, Dec. 31,
2015 2014 2013

Current:

<u>Federal</u>	\$ 3,065	\$ 2,581	\$ 2,623
<u>State</u>	555	495	437
<u>Total current income tax provision</u>	3,620	3,076	3,060

Deferred:

<u>Federal</u>	(180)	(43)	(115)
<u>State</u>	(54)	0	(17)
<u>Total deferred income tax provision</u>	(234)	(43)	(132)
<u>Total</u>	\$ 3,386	\$ 3,033	\$ 2,928

Reconciliation of the statutory income tax rate to the Company's effective income tax rate

<u>Statutory income tax rate</u>	35.00%	35.00%	35.00%
<u>State income taxes, net of federal tax benefit</u>	4.00%	4.30%	4.00%
<u>Other</u>	0.30%	0.20%	(0.10%)
<u>Effective income tax rate</u>	39.30%	39.50%	38.90%

Deferred tax assets:

<u>Lease and rents</u>	\$ 378	\$ 396	
<u>Inventory</u>	99	0	
<u>Employee benefits</u>	359	311	
<u>Allowance for doubtful accounts</u>	279	164	
<u>Retirement benefits</u>	105	80	
<u>Net operating loss and capital loss carryforwards</u>	115	74	
<u>Deferred income</u>	83	261	
<u>Other</u>	498	297	
<u>Valuation allowance</u>	(115)	(5)	
<u>Total deferred tax assets</u>	1,801	1,578	

Deferred tax liabilities:

<u>Inventories</u>	0	(18)	
<u>Depreciation and amortization</u>	(6,018)	(4,572)	
<u>Total deferred tax liabilities</u>	(6,018)	(4,590)	
<u>Net deferred tax liabilities</u>	(4,217)	(3,012)	

Net deferred tax assets (liabilities) presented on the consolidated balance sheets

<u>Deferred tax assets—current</u>	1,220	985	
<u>Deferred tax assets—noncurrent (included in other assets)</u>	0	39	
<u>Deferred tax liabilities—noncurrent</u>	(5,437)	(4,036)	
<u>Increase (decrease) in valuation allowance</u>	110		

Reconciliation of the beginning and ending amount of unrecognized tax benefits

<u>Beginning balance</u>	188	117	\$ 80
<u>Additions based on tax positions related to the current year</u>	57	32	19
<u>Additions based on tax positions related to prior years</u>	122	70	37

<u>Reductions for tax positions of prior years</u>	(11)	(15)	(1)
<u>Expiration of statutes of limitation</u>	(13)	(15)	(17)
<u>Settlements</u>	(5)	(1)	(1)
<u>Ending balance</u>	338	188	117
<u>Interest recognized related to unrecognized tax benefits</u>	5	6	\$ 4
<u>Accrued interest and penalties related to unrecognized tax benefits</u>	16	\$ 11	
<u>Unrecognized tax benefits that would impact effective tax rate</u>	\$ 292		

Commitments and Contingencies (Details) \$ in Millions	1 Months Ended					3 Months Ended		
	Dec. 22, 2014 qui_tam_complaint	Nov. 02, 2014 2009 pharmacy	Sep. 30, 2015 pharmacy	Aug. 31, 2015 USD 2015 (S)	May. 31, 2015 USD (S)	Feb. 28, 2006 director class_action_complaint officer	Oct. 31, 2003 USD (\$) pharmacy class_action_complaint competitor defendant	Sep. 30, 2015 class_action_complaint
Loss contingencies								
Number of store leases guaranteed lease								
Number of pharmacies filing putative action pharmacy						2		
New claims filed, number class action complaint						3	2	
Number of Caremark entities named as defendants defendant						2		
Number of competitors against whom putative actions are filed competitor						2		
Number of states participating in multi-state investigation state								
Prescription drug plan, supply duration				90 days				
Omnicare, Inc.								
Loss contingencies								
New claims filed, number	2							2
Number of officers named in lawsuit officer								3
Number of directors named in lawsuit director								2
Corporate integrity agreement term		5 years						
Number of pharmacies indicated in subpoena pharmacy		8						
North Jackson Pharmacy, Inc. and C&C, Inc. d/b/a Big C Discount Drugs, Inc. vs Caremark Case								
Loss contingencies								
New claims filed, number class action complaint							1	
Number of Caremark entities named as defendants defendant							3	
Principle Medoff Securities Class Action Lawsuit								
Loss contingencies								
Litigation settlement, amount U.S. Attorney's Office for the Middle District of Florida				\$ 48				
Loss contingencies								
Payments for legal settlements Lauriello Lawsuit					\$ 22			
Loss contingencies								
Lauriello lawsuit, amount sought in compensatory damages							\$ 3,200	

Segment Reporting (Details) \$ in Millions	3 Months Ended								12 Months Ended		
	Dec. 31, 2015	Sep. 30, 2015	Jun. 30, 2015	Mar. 31, 2015	Dec. 31, 2014	Sep. 30, 2014	Jun. 30, 2014	Mar. 31, 2014	Dec. 31, 2015	Dec. 31, 2014	Dec. 31, 2013
	USD (\$)	USD (\$)	USD (\$)	USD (\$)	USD (\$)	USD (\$)	USD (\$)	USD (\$)	USD (\$) segment	USD (\$)	USD (\$)
<u>Segment reporting information</u>											
<u>Number of segments segment</u>									3		
<u>Net revenues</u>	\$ 41,145	\$ 38,644	\$ 37,169	\$ 36,332	\$ 37,055	\$ 35,021	\$ 34,602	\$ 32,689	\$ 153,290	\$ 139,367	\$ 126,761
<u>Gross profit</u>	7,301	6,661	6,402	6,164	6,633	6,468	6,324	5,942	26,528	25,367	23,783
<u>Operating profit</u>	\$ 2,729	\$ 2,331	\$ 2,262	\$ 2,132	\$ 2,321	\$ 2,246	\$ 2,208	\$ 2,024	9,454	8,799	8,037
<u>Depreciation and amortization</u>									2,092	1,931	1,870
<u>Additions to property and equipment</u>									2,367	2,136	1,984
<u>Gain related to litigation settlement</u>											72
<u>Operating Segments Pharmacy Services Segment</u>											
<u>Segment reporting information</u>											
<u>Net revenues</u>	[1].								100,363	88,440	76,208
	[2]										
<u>Gross profit</u>	[1].								5,227	4,771	4,237
	[2]										
<u>Operating profit</u>	[1].								3,989	[3] 3,514	3,086
	[2]										[4]
<u>Depreciation and amortization</u>	[1].								654	630	560
	[2]										
<u>Additions to property and equipment</u>	[1].								359	308	313
	[2]										
<u>Net revenues, retail co-payments</u>									8,900	8,100	7,900
<u>Gain related to litigation settlement</u>											11
<u>Operating Segments Retail/LTC Segment</u>											
<u>Segment reporting information</u>											
<u>Net revenues</u>	[1]								72,007	67,798	65,618
<u>Gross profit</u>	[1]								21,992	21,277	20,112
<u>Operating profit</u>	[1]								7,130	[3] 6,762	6,268
											[4]

<u>Depreciation and amortization</u>	[1]	1,336	1,205	1,217	
<u>Additions to property and equipment</u>	[1]	1,883	1,745	1,610	
<u>Gain related to litigation settlement</u>				61	
<u>Operating Segments Corporate Segment</u>					
<u>Segment reporting information</u>					
<u>Net revenues</u>		0	0	0	
<u>Gross profit</u>		0	0	0	
<u>Operating profit</u>		(1,037)	(796)	(751)	
<u>Depreciation and amortization</u>		102	96	93	
<u>Additions to property and equipment</u>		125	83	61	
<u>Acquisition related costs</u>		156			
<u>Payments for legal settlements</u>		90			
<u>Intersegment Eliminations</u>					
<u>Segment reporting information</u>					
<u>Net revenues</u>	[1]	(19,080)	(16,871)	(15,065)	
<u>Gross profit</u>	[1]	(691)	(681)	(566)	
<u>Operating profit</u>	[1]	(628)	[3] (681)	(566)	[4]
<u>Depreciation and amortization</u>	[1]	0	0	0	
<u>Additions to property and equipment</u>	[1]	\$ 0	\$ 0	\$ 0	

[1] Intersegment eliminations relate to intersegment revenue generating activities that occur between the Pharmacy Services Segment and the Retail/LTC Segment. These occur in the following ways: when members of Pharmacy Services Segment clients (“members”) fill prescriptions at retail stores to purchase covered products, when members enrolled in programs such as Maintenance Choice® elect to pick up maintenance prescriptions at a retail drugstore instead of receiving them through the mail, or when members have prescriptions filled at long-term care facilities. When these occur, both the Pharmacy Services and Retail/LTC segments record the revenues, gross profit and operating profit on a standalone basis.

[2] Net revenues of the Pharmacy Services Segment include approximately \$8.9 billion, \$8.1 billion and \$7.9 billion of Retail Co - Payments for 2015, 2014 and 2013, respectively. See Note 1 to the consolidated financial statements for additional information about Retail Co-Payments.

[3] For the year ended December 31, 2015, the Corporate Segment operating loss includes \$156 million of acquisition -related transaction and integration costs and a \$90 million charge related to a legacy lawsuit challenging the 1999 legal settlement by MedPartners of various securities class actions and a related derivative claim.

[4] Consolidated operating profit for the year ended December 31, 2013 includes a \$72 million gain on a legal settlement, of which, \$11 million is included in the Pharmacy Services Segment and \$61 million is included in the Retail/LTC Segment.

Earnings Per Share (Details) - USD (\$) \$ / shares in Units, shares in Millions, \$ in Millions	3 Months Ended								12 Months Ended		
	Dec. 31, 2015	Sep. 30, 2015	Jun. 30, 2015	Mar. 31, 2015	Dec. 31, 2014	Sep. 30, 2014	Jun. 30, 2014	Mar. 31, 2014	Dec. 31, 2015	Dec. 31, 2014	Dec. 31, 2013
<u>Numerator for earnings per common share calculation:</u>											
<u>Income from continuing operations attributable to common stockholders</u>									\$	\$	\$
									5,202	4,626	4,600
<u>Denominator for earnings per share calculation:</u>											
<u>Weighted average shares, basic (in shares)</u>									1,118	1,161	1,217
<u>Effect of dilutive securities (in shares)</u>									8	8	9
<u>Weighted average shares, diluted (in shares)</u>									1,126	1,169	1,226
<u>Earnings per share from continuing operations:</u>											
<u>Earnings per share, basic (in dollars per share)</u>	\$ 1.35	\$ 1.10	\$ 1.13	\$ 1.08	\$ 1.15	\$ 0.82	\$ 1.07	\$ 0.96	\$ 4.65	\$ 3.98	\$ 3.78
<u>Earnings per share, diluted (in dollars per share)</u>	\$ 1.34	\$ 1.10	\$ 1.12	\$ 1.07	\$ 1.14	\$ 0.81	\$ 1.06	\$ 0.95	\$ 4.62	\$ 3.96	\$ 3.75
<u>Distributed and undistributed earnings (loss), diluted</u>									\$ 27	\$ 19	

[1] Comprised of income from continuing operations less amounts allocable to participating securities of \$27 million and \$19 million for the years ended December 31, 2015 and 2014, respectively.

Quarterly Financial Information (Unaudited) (Details) - USD (\$) \$ / shares in Units, \$ in Millions	3 Months Ended								12 Months Ended		
	Dec. 31, 2015	Sep. 30, 2015	Jun. 30, 2015	Mar. 31, 2015	Dec. 31, 2014	Sep. 30, 2014	Jun. 30, 2014	Mar. 31, 2014	Dec. 31, 2015	Dec. 31, 2014	Dec. 31, 2013
Quarterly financial information											
<u>Net revenues</u>	\$ 41,145	\$ 38,644	\$ 37,169	\$ 36,332	\$ 37,055	\$ 35,021	\$ 34,602	\$ 32,689	\$ 153,290	\$ 139,367	\$ 126,761
<u>Gross profit</u>	7,301	6,661	6,402	6,164	6,633	6,468	6,324	5,942	26,528	25,367	23,783
<u>Operating profit</u>	2,729	2,331	2,262	2,132	2,321	2,246	2,208	2,024	9,454	8,799	8,037
<u>Income from continuing operations</u>	1,500	1,237	1,272	1,221	1,322	948	1,246	1,129	5,230	4,645	4,600
<u>Income (loss) from discontinued operations, net of tax</u>	(1)	10	0	0	(1)	0	0	0	9	(1)	(8)
<u>Net income attributable to CVS Health</u>	\$ 1,498	\$ 1,246	\$ 1,272	\$ 1,221	\$ 1,321	\$ 948	\$ 1,246	\$ 1,129	\$ 5,237	\$ 4,644	\$ 4,592
Basic earnings per share:											
<u>Income from continuing operations attributable to CVS Caremark (in dollars per share)</u>	\$ 1.35	\$ 1.10	\$ 1.13	\$ 1.08	\$ 1.15	\$ 0.82	\$ 1.07	\$ 0.96	\$ 4.65	\$ 3.98	\$ 3.78
<u>Income (loss) from discontinued operations attributable to CVS Caremark (in dollars per share)</u>	0.00	0.01	0.00	0.00	0.00	0.00	0.00	0.00	0.01	0.00	(0.01)
<u>Net income attributable to CVS Caremark (in dollars per share)</u>	1.35	1.11	1.13	1.08	1.15	0.82	1.07	0.96	4.66	3.98	3.77
Diluted earnings per share:											
<u>Income from continuing operations attributable to CVS Caremark (in dollars per share)</u>	1.34	1.10	1.12	1.07	1.14	0.81	1.06	0.95	4.62	3.96	3.75
<u>Income (loss) from discontinued operations attributable to CVS Caremark (in dollars per share)</u>	0.00	0.01	0.00	0.00	0.00	0.00	0.00	0.00	0.01	0.00	(0.01)
<u>Net income attributable to CVS Caremark (in dollars per share)</u>	1.34	1.11	1.12	1.07	1.14	0.81	1.06	0.95	4.63	3.96	3.74
<u>Dividends per share (in dollars per share)</u>	0.35	0.35	0.35	0.35	0.275	0.275	0.275	0.275	1.40	1.10	\$ 0.9
High											
Diluted earnings per share:											
<u>NYSE Stock Price (in dollars per share)</u>	105.29	113.45	106.47	104.56	98.62	82.57	79.43	76.36	113.45	98.62	
Low											
Diluted earnings per share:											
<u>NYSE Stock Price (in dollars per share)</u>	\$ 91.56	\$ 95.12	\$ 98.74	\$ 94.16	\$ 77.40	\$ 74.69	\$ 72.37	\$ 64.95	\$ 91.56	\$ 64.95	