

| | | | | | |
|-----------------------------|--|--------------------------|---------------------------------|----------------------------|--------------|
| SERFF Tracking #: | HGHM-131904511 | State Tracking #: | HGHM-131904511 | Company Tracking #: | 1A-DP-19-HCA |
| State: | Pennsylvania | Filing Company: | Highmark Coverage Advantage Inc | | |
| TOI/Sub-TOI: | H15I Individual Health - Hospital/Surgical/Medical Expense/H15I.001 Health - Hospital/Surgical/Medical Expense | | | | |
| Product Name: | 1A-DP-19-HCA | | | | |
| Project Name/Number: | 1A-DP-19-HCA/1A-DP-19-HCA | | | | |

Supporting Document Schedules

| | |
|--------------------------|---|
| Satisfied - Item: | ACA Public Rate Filing PDF |
| Comments: | A redacted version of the rate filing is attached for public disclosure. Two files are required due to file size limitations. |
| Attachment(s): | 1A-DP-19-HCA Public Rate Filing 071919 Part 1 of 2.pdf 1A-DP-19-HCA Public Rate Filing 071919 Part 2 of 2.pdf |
| Item Status: | |
| Status Date: | |



May 21, 2019

Ms. Tracie Gray, Director
Bureau of Life, Accident & Health Insurance
Commonwealth of Pennsylvania Insurance Department
1311 Strawberry Square
Harrisburg, PA 17120

Re: Highmark Coverage Advantage 2020 ACA Rate Filing (Individual Market)
Filing # 1A-DP-19-HCA (SERFF # HGHM-131904511)

This constitutes Notice pursuant to Section 707 of the Pennsylvania Right-to-Know Law that the attached Highmark Coverage Advantage (HCA) 2020 Individual Market Rate Filing contains Trade Secret and Confidential Proprietary Information. Therefore, HCA must, prior to the release of any portion of this Filing, be notified of any request by a third party for access to this Filing, and the Trade Secret and/or Confidential Proprietary Information identified by HCA should be redacted before release.

Dear Ms. Gray:

This Filing includes the Highmark Coverage Advantage (“HCA”, “Company”) Individual Market rates and the supporting rate development for policies with effective dates on or after January 1, 2020.

In the event the Department decides to publish this Filing in the PA Bulletin, the company information requested in the Department’s 2020 ACA-Compliant Health Insurance Rate Filing Guidance, Section B, is provided below:

Requested Company Information

1. Company Name & NAIC #: **Highmark Coverage Advantage, NAIC # 15507**
2. Market: **Individual**
3. On or Off Exchange: **This filing reflects that the Company anticipates selling plans on and off of the exchange.**
4. Effective date of coverage: **January 1, 2020**

5. Average rate change requested: **Not applicable; the Company did not offer individual market plans in 2019.**
6. Range of rate change requested: **Not applicable; the Company did not offer individual market plans in 2019.**
7. Total additional annual revenue generated from the proposed rate change: **Not applicable; the Company did not offer individual market plans in 2019.**
8. Product(s): **EPO**
9. Rating Areas and the change from 2019: **Rating Areas 1 and 4**

The Company did not offer individual market plans in 2019.

10. Metal Levels and Catastrophic Plans: This filing reflects that the Company anticipates selling the following Metal Levels in the indicated market: **Platinum, Gold, Silver, Bronze, and Catastrophic**
11. Current number of covered lives and policyholders as of February 1, 2019: **0 covered lives; 0 policyholders**
12. Number of plans offered in 2020 and the change this represents from 2019: **14**

The Company did not offer individual market plans in 2019.

Please note that inclusion of premium rates in this filing for a given offering should not be construed to mean that the offering will ultimately be made available for sale in the Market. Final offering decisions will be made consistent with and within the timelines set forth in CMS rules and/or ACA regulations.

13. Corresponding contract form #, SERFF and Binder ID#s: **The corresponding SERFF binder number is HGHM-PA20-125092190 affecting the following Company products and forms:**

| Product Name / Type | Contract Form & SERFF# |
|--|--------------------------------------|
| Together Blue EPO | TB/EPO/HCA/DP; HGHM-131923761 |
| Together Blue EPO HDHP | TB/EPO/HDHP/HCA/DP; HGHM-131924816 |
| Together Blue Major Events EPO | TB/CAT/EPO/HCA/DP; HGHM-131924775 |
| Together Blue EPO Adult Vision and Dental | TB/EPO/AVD/HCA/DP; HGHM-131924767 |
| Together Blue Care Advantage EPO Adult Vision and Dental | TB/CA/EPO/AVD/HCA/DP; HGHM-131924829 |
| Together Blue Care Advantage EPO | TB/CA/EPO/HCA/DP; HGHM-131926290 |

14. HIOS Issuer ID # and submission tracking number: **HIOS Issuer ID #79279, Company Filing #1A-DP-19-HCA (SERFF Filing # HGHM-131904511)**

Additional Filing Disclosures

The Company has submitted all Required Documents stipulated by the Department, including the federal documents related to this filing, in its SERFF submission. In addition to the Required Documents, the Company has submitted a Supplemental Exhibits file containing additional detailed exhibits on items referenced in the PA Actuarial Memorandum. All tables, exhibits, and detail in support of this filing and the PA Actuarial Memorandum have been included in Excel format. To assist in the Department's review, the Excel files have retained their formulas to the extent possible.

CMS has instructed issuers that it no longer requires any interim changes to the URRT to be submitted to HIOS. CMS is requesting that only the initial URRT and the final URRT be submitted to HIOS.

Potential Changes to Federal Regulations

In accordance with the filing instructions specified by the Pennsylvania Insurance Department, the rate development in this filing is based on certain assumptions we have had to make at this point in time. We have accounted for the elimination of the Individual Mandate penalty and the lack of CSR funding in 2020 by using the factors prescribed in the Department's guidance. Additional assumptions include that advance payment of premium credits (APTCs) will continue until the end of 2020, there will be no significant changes in legislation, regulations or otherwise (i.e. rules, regulatory guidance, etc.) impacting the ACA market, and all Pennsylvania QHP issuers currently participating on the Marketplace will continue to do so throughout 2020. In addition, there are other uncertainties that may directly or indirectly affect an already unstable insurance market and ultimately, rates. If any of these assumptions are ultimately incorrect or additional developments occur that similarly have a detrimental impact to the market, modifications to the rate development may be necessary. As a result, HCA reserves the right to submit a revised filing.

Request for Confidentiality

Please note that the rates and the supporting rate development contained in this Filing are competitively sensitive, are not in the public domain, and constitute business confidential proprietary/trade secret information that would cause harm to the competitive position of HCA if disclosed to the public.

Public disclosure of any information contained in this Filing would allow HCA competitors to better understand or discover its confidential and proprietary rating, pricing and/or marketing practices, would undermine competition in the Individual market and could have negative consequences for the operation of HCA's business. Therefore, HCA asserts that this Filing, in its

entirety, constitutes Trade Secret and Confidential Proprietary Information and should not be disclosed.

It is our understanding that the Department does not intend to publish the confidential & proprietary information contained in this Filing or to otherwise permit this Filing and its confidential information, other than the redacted information and final approved rates, to be disclosed or released.

Furthermore and pursuant to the Pennsylvania Right-to-Know Law ("RTKL"), HCA must be notified prior to release of information contained in this Filing and be given the opportunity to respond to requests for such information. Should the Department receive such request or require the release of information contained in this Filing for its own purposes, HCA asserts its right to release a redacted version of the Filing. In accordance with the RTKL, please contact the HCA RTKL representative identified below prior to release of any information contained in this Filing:

[REDACTED]
RTKL Representative
VP Chief Privacy Officer
Highmark Health
120 Fifth Avenue, Suite 2114
Pittsburgh, PA 15222

Furthermore, it should be noted that HCA is equally concerned that even if this information is released in aggregate form, it still may be easy to identify the carrier that submitted it.

Should you have any questions regarding the attached Filing, please feel free to contact me at [REDACTED] or via e-mail at: [REDACTED]

Sincerely,

[REDACTED]

[REDACTED]

Vice President, Actuarial Services
Highmark Inc.

cc: [REDACTED]
[REDACTED]
[REDACTED]

Rate Change Summary

Highmark Coverage Advantage – Individual Plans

Rate request filing ID # 1A-DP-19-HCA (SERFF # HGHM-131904511) - This document is prepared by the insurance company submitting the rate filing as a consumer tool to help explain the rate filing. It is not intended to describe or include all factors or information considered in the review process. For more information, see the filing at

<http://www.insurance.pa.gov/Consumers/ACARelatedFilings/>

Overview

| | |
|--|----------------------|
| Initial requested average rate change: | N/A ¹ |
| Revised requested average rate change: | N/A ¹ |
| Range of requested rate change: | N/A |
| Effective date: | January 1, 2020 |
| People impacted: | N/A |
| Available in: | Rating Areas 1 and 4 |

Key information

Jan. 2018-Dec. 2018 financial experience

| | |
|----------------------------|-----|
| Premiums | N/A |
| Claims | N/A |
| Administrative expenses | N/A |
| Taxes & fees | N/A |
| Company made (after taxes) | N/A |

How it plans to spend your premium

This is how the insurance company plans to spend the premium it collects in 2020:

| | |
|-----------------|-----|
| Claims: | 82% |
| Administrative: | 13% |
| Taxes & fees: | 5% |
| Profit: | 0% |

The company expects its annual medical costs to increase **8.1%**.

Explanation of requested rate change

There is no rate change because this company did not offer individual market plans in 2019.

¹ Note that insurers will have the opportunity to revise their rate change request in July, after they are scheduled to receive updated information about the impact of a federal program called risk adjustment. This document will be updated accordingly at that time.

Actuarial Memorandum

1. Basic Information and Data

A. Company Information

The appropriate company information has been provided in Table 0. General information pertaining to this rate filing is summarized below:

- Company Name: Highmark Coverage Advantage (“HCA”, “Company”)
- NAIC #: 15507
- HIOS Issuer ID: 79279
- State: Pennsylvania
- Market: Individual
- Effective Date: 1/1/2020
- SERFF Rate Filing #: HGHM-131904511

In accordance with the filing instructions specified by the Pennsylvania Insurance Department, the rate development in this filing is based on certain assumptions we have had to make at this point in time. We have accounted for the elimination of the Individual Mandate penalty and the lack of CSR funding in 2020 by using the factors prescribed in the Department’s guidance. Additional assumptions include that advance payment of premium credits (APTCs) will continue until the end of 2020, there will be no significant changes in legislation, regulations or otherwise (i.e. rules, regulatory guidance, etc.) impacting the ACA market, and all Pennsylvania QHP issuers currently participating on the Marketplace will continue to do so throughout 2020. In addition, there are other uncertainties that may directly or indirectly affect an already unstable insurance market and ultimately, rates. If any of these assumptions are ultimately incorrect or additional developments occur that similarly have a detrimental impact to the market, modifications to the rate development may be necessary. As a result, the Company reserves the right to submit a revised filing.

B. Rate History and Proposed Variations in Rate Changes

Not applicable; the Company is new to the Individual Market for 2020.

C. Average Rate Change

Not applicable; the Company is new to the Individual Market for 2020.

D. Membership Count

Please see Table 1 for the average age, age breakdown, and total membership for the periods shown.

E. Benefit/Cost Sharing Changes

Benefit changes are not applicable, as all plans are new for 2020.

The screenshots from the HHS AV calculator, showing the plan benefits and the resulting actuarial values, can be found as a separate attachment within the *Supporting Documentation* section in

SERFF. Also, the PA Plan Design Summary and Rate Tables along with the HIOS Plan IDs can be found within the *Rate/Rule Schedule* section in SERFF.

F. Experience Period Claims and Premium

Not applicable, as all plans are new for 2020.

G. Credibility of Data

HCA did not offer any products in 2018. The 2020 rates are based on 2018 experience from Highmark Choice Company (HCC), adjusted for the expected 2020 HCA population. This experience was chosen because it is large and reasonably represents the population expected to buy HCA products.

A manual rate was developed by blending 2018 experience from multiple sources, primarily ACA and group claims for the February 1, 2019 snapshot membership, to approximate the anticipated 2020 HCA population. A demonstration of the manual rate calculation can be found in Attachment A.

Given the lack of premium and paid claims data for some of the membership sources, these items have been left blank in Table 2b. Additionally, Risk Adjustment has been left blank as it is not used in the rate calculation. All other fields represent the data and assumptions that make up the manual rate.

H. Trend Identification

Table 3b identifies the annual medical and prescription drug allowed claims cost and utilization trends. The underlying total annual trend is 7.5%. Additionally, there is an induced utilization adjustment of 0.54% per year applied to reach the overall trend of 8.07% shown in Table 3b column G. The definitions of service categories, cost, and utilization in Table 3b are consistent with the URRT instructions.

The cost trends presented in Table 3b reflect the Company's expectations regarding increases in in-network contractual reimbursement, as well as projected out-of-network costs. These estimates measure and normalize for benefit leverage, population aging, and historical changes for fee schedules, as well as company-wide utilization management programs, and external trend drivers.

The significant changes observed in the volume, demographics and morbidity of the ACA population from 2015 to 2018 yield component trends that are not directly applicable for trend analysis. The trend components in Table 3b therefore represent the same blended average for all types of service and are applied to the aggregate experience for pricing. Component data was not used in the development of the trend.

A separate regression study was developed by the Company's valuation team to analyze the ACA trend levels of enrolled cohorts of ACA members. The enrollment period covers a significant portion of both 2017 and 2018. The analysis took into consideration seasonality and adjusted for step changes that were included in the network factors in the two periods. Resulting r-squared levels were compared to determine confidence levels of the resulting regression trends to develop a reasonable range of trend assumptions.

The regression study resulted in a composite trend in line with the requested composite trend of 7.5%. This trend level was also compared to Highmark group business for reasonability.

I. Historical Experience

Not applicable; all plans are new for 2020.

2. Rate Development & Change

A. Development of Projected Index Rate, Market-Adjusted Index Rate, & Total Allowed Claims

The development of the Projected Index Rate, Projected Market-Adjusted Index Rate, and Projected Total Allowed Claims, shown in Table 5, closely follows the methodologies discussed in the Part III Actuarial Memorandum submitted in the Rate Filing Justification. Please refer to the Part III Memorandum for further details.

Some of the items separately identified in Table 5 include:

- Given that the expected 2020 population is used to develop the manual cost, no Change in Morbidity is required.

Impact of Health Insurance Coverage Mandate Elimination

In accordance with the Department's guidance, the morbidity factor was increased by 6.0% to reflect the market uncertainty from the elimination of the health insurance coverage mandate. This deterioration is reflected in the filing by multiplying the morbidity factor of 1.00 by 1.06 to arrive at a final morbidity factor of 1.06.

- Given that the population used to set the manual cost is consistent with the expected 2020 population, no Change in Demographics is required.
- There is a Change in Network adjustment of 0.721.
- There is no Change in Benefits adjustment.
- The Change in Other adjustment of 0.992 reflects changes in pharmacy rebates and expected changes in hospital/physician settlements.

Please see Attachments A and E for a more detailed calculation of these factors. These factors can also be found in the accompanying spreadsheet.

The projected paid-to-allowed ratio is 0.818. The formula found in Table 5 cell C28 was overwritten because, unlike the average factor found in Table 10 cell K15, the Company's paid-to-allowed factor accounts for the projected enrollment by plan and is dampened by items such as capitation.

The quantitative development of the projected risk adjustment transfer amount for the Company is shown in Attachment B and included in the accompanying spreadsheet. The transfer amount is developed based on an analysis of the claims data underlying the manual rate development for this

filing (risk scores as defined in the HHS Notice of Benefit and Payment Parameters, as well as other risk transfer formula components) and an estimate as to the market-wide risk profile. This market-wide risk profile is developed from available market data, including prior years' risk adjustment transfer results, publicly available data (such as MLR reports), outside expertise from actuarial consultants, and results from the PA Insurance Department's RATEE analysis. Applying the federally prescribed transfer formula at the level of granularity available in Attachment B yields a projected gross risk adjustment transfer of \$60.45 PMPM on a *billable* member month basis. This amount is then converted to a *total* member month basis of \$60.40 PMPM in order to be used in the rate development. The expected risk adjustment receivable reflects that the Company anticipates its average risk score (net of allowable rating factors) to be higher than the statewide average.

The \$60.39 PMPM value in cell C31 of Table 5 equals the \$60.40 PMPM value from Attachment B adjusted further for the composite effect of catastrophic eligibility and benefits in addition to EHB. Please note that, pursuant to the revised URRT instructions for 2020, the risk adjustment user fee is no longer included here but is now captured in the taxes and fees portion of administrative costs.

The exchange user fee in cell C32 of Table 5 is developed by taking the required user fee percentage of 3.0% and multiplying by the percentage of total members expected to be on exchange of 76%. This results in a percentage of 2.3%. The PMPM of \$10.71 is calculated as 2.3% of the total required premium adjusted further for the composite effect of catastrophic eligibility and benefits in addition to EHB.

B. Retention Items

Table 6 has been completed with the requested retention elements for the proposed rates for the rating period. The amounts presented separately sum to the total administrative expenses and taxes and fees presented in the rate development.

Administrative costs reflect internal costs that the Company is projected to incur in the rating period and are developed from standard expense allocation methods. Administrative expenses do not vary by plan.

The proposed rate development assumes an average broker commission of \$1.04 PMPM for 2020. The assumed broker commission schedule and the development of the average value are included in Attachment D.

Expenses for Quality Improvement initiatives are assumed to be 0.80%.

The following is a summary of the Taxes and Fees included in the rate development:

- Pennsylvania Premium Tax is not applicable to this issuer and thus is set to 0.0%.
- Federal Income Tax is set to 0.0%.
- Health Insurance Provider Fee is estimated to be 2.8%.
- Risk Adjustment User Fee is set to \$0.18 PMPM consistent with Federal regulations.

- Please note that, pursuant to the revised URRT instructions for 2020, the risk adjustment user fee should be captured in the taxes and fees portion of administrative costs. Table 10, column S thus captures this fee.

The Profit/Contingency for all plans is set to 0%. HCA has voluntarily refrained from adding a risk and contingency factor in this filing. By this voluntary action, HCA is not waving any right to include a risk and contingency factor which HCA believes is consistent with historical and legal interpretations of HCA and the Pennsylvania Insurance Department.

C. Normalized Market-Adjusted Projected Allowed Total Claims

The normalization factors presented in Table 7 are each determined from the underlying membership demographics expected in the projected rating period. The 2019 values are not applicable since the Company did not offer individual market plans in 2019. The 2020 values represent our projection for 2020 assumed in the 2020 rate development.

D. Components of Rate Change

Table 8 presents the components of change in the proposed 2020 Calibrated Plan Adjusted Index Rate (PMPM). Since all plans are new for 2020, this table is not applicable.

Table 9 presents the data elements supporting the calculations in Table 8. Since all plans are new for 2020, this table is not applicable.

3. Plan Rate Development

Table 10 shows the plan rate development for 2020. This table shows the plans that the Company intends to offer in 2020. The 2020 rating factors are consistent with the factors found on Worksheet 2 of the URRT. The pricing effect on Table 10 is further broken out into Pricing AV, Benefit Richness, and Non-Funding of CSR Adjustment. Similar to the URRT, the admin effect on Table 10 is broken out into Admin Costs, Taxes and Fees, and Profit or Contingency.

The benefit richness factors in column L are populated with the factors found in Attachment C and the corresponding supporting spreadsheet included with this rate filing. The derivation of the AV and Cost Sharing factors can also be found in Attachment C. The values in column 8 of the attachment represent the pure induced utilization for each plan. The Company's utilization factors are consistent with those used in the Federal Risk Adjustment program except for the platinum plan. Using the standard platinum utilization factor from the Federal Risk Adjustment program would have yielded rate levels significantly different from other comparable platinum rates in the market. Thus, the Company's utilization factor for the platinum plan was selected based on an assessment of other prevailing platinum utilization factors in the market. Each plan's factor was then normalized by the average utilization factor. The average is a weighted average using projected membership as the weight. After normalization the average factor as shown in Attachment C is 1.000.

Note that the HHS Actuarial Value Calculator was unable to accommodate all of the Company's benefit designs. Plans needing certification are marked in column I of Table 10. Screen shots of all of the AV

calculations and the appropriate certifications are included as a separate attachment within the *Supporting Documentation* section in SERFF.

Columns AG through AP are populated with the February 1, 2019 enrollment by 2020 plan and rating area. Since HCA did not offer individual market plans in 2019, this section is blank.

Impact of Non-Payment of Cost Sharing Reduction Subsidies

In accordance with the Department's guidance, we have applied an additional adjustment to our AV pricing values for those Silver plans not offered exclusively off-exchange. This adjustment factor was 1.2 and represents the non-payment of Cost Sharing Reduction subsidies. Consistent with the Department's guidance, this adjustment was reflected in Table 10 in Column P.

4. Plan Premium Development for 21-Year-Old Non-Tobacco User

Table 11 presents the Company's 21-year-old non-tobacco premium in the Individual Market. Since the Company is new to the Individual Market for 2020, the change in 21-year-old premiums is not applicable.

5. Plan Factors

A. Age and Tobacco Factors

Please see Table 12 for the Company's age and tobacco factors.

B. Geographic Factors

Please see Table 13 for the Company's geographic factors. The Company's factors for the rating period are unchanged from the currently approved factors.

C. Network Factors

Please see Table 14 for a summary of the Company's network rating factors. The factors presented here represent the medical network factors from the prior approved rate filing (if applicable) and the projected medical network factors for the rating period.

HCA will be utilizing the Together Blue network for the rating period. The Together Blue network is a narrow network, and quantitative support for the development of the corresponding network factor can be found in Attachment F.

D. Service Area Composition

The Plan Design Summary exhibit uploaded as a separate document contains the service areas related to this filing. As requested, service area maps are included.

6. Actuarial Certifications

I, [REDACTED], am a member of the American Academy of Actuaries and meet its qualification standards for actuaries issuing statements of actuarial opinions in the United States. This filing is prepared on behalf of HCA to accompany its rate filing (for calendar year 2020) for the Individual Market on and off the Pennsylvania Exchange.

I hereby certify that the projected index rate is, to the best of my knowledge and understanding:

- In compliance with all applicable State and Federal Statutes and Regulations (45 CFR 156.80 and 147.102),
- Developed in compliance with the applicable Actuarial Standards of Practice
- Reasonable in relation to the benefits provided and the population anticipated to be covered
- Neither excessive nor deficient.

I certify that the index rate and only the allowable modifiers as described in 45 CFR 156.80(d)(1) and 45 CFR 156.80(d)(2) were used to generate plan level rates.

I certify that all factors, benefit and other changes from the prior approved filing have been disclosed in the 2020 PA Actuarial Memorandum Rate Exhibits.

I certify that new plans are not considered modifications of existing plans (per the uniform modification standards in 45 CFR 147.106).

I certify that the AV Metal Values included in Table 10 were based entirely on the Federal AV Calculator or one of the approved alternative approaches.

I certify that the geographic rating factors reflect only differences in the costs of delivery (which can include unit cost and provider practice pattern differences) and do not include differences for population morbidity by geographic area.

I certify that the information presented in the PA Actuarial Memorandum and PA Actuarial Memorandum Rate Exhibits is consistent with the information presented in the 2020 Rate Filing Justification.

[REDACTED]

[REDACTED]

Title: [REDACTED]

Date: 07/12/2019

Highmark Coverage Advantage
Individual Market Product Portfolio
Supplemental Exhibits

| | |
|--------------|-------------------------------|
| Attachment A | Manual Cost Development |
| Attachment B | Risk Adjustment Calculation |
| Attachment C | Induced Demand Calculation |
| Attachment D | Broker Commission Calculation |
| Attachment E | Demographics Calculation |
| Attachment F | Network Factor Support |
| Attachment G | Milliman Certification |

Highmark Coverage Advantage

Individual Market

Attachment A - Manual Cost Development

| Manual Cost Development | |
|---|--------------|
| Projected Member Months | 142,944 |
| Manual Allowed Claims | \$90,302,568 |
| Medical Allowed PMPM | \$631.73 |
| Rx Rebates PMPM | (\$25.16) |
| Hosp/Phys. Settlement PMPM | \$5.35 |
| Dental Claims PMPM | \$0.56 |
| Pediatric Vision Capitation PMPM | \$0.34 |
| Adjusted Manual Cost PMPM - PID Table 5 | \$612.82 |

Highmark Coverage Advantage

Individual Market

Attachment B - Risk Adjustment Calculation

| | 2020 Total State Development | 2020 Calculated Results |
|-----------------------|------------------------------|-------------------------|
| Non-Catastrophic Pool | | |
| Catastrophic Pool | | |
| Composite | | |

Highmark Coverage Advantage

Individual Market

Attachment C - Induced Demand Calculation

| Induced Utilization Exhibit | | | | | | | |
|-----------------------------|--------------------|--------------------------------|------------------------------------|---------------------------------|-------------------------------------|---------------------------------------|----------------|
| Plan ID (1) | Metal Level (2) | Projected Membership (3) | Projected Allowed Claims (4) | Projected Paid Claims (5) | Paid to Allowed Factor (6) | AV & Cost Sharing Factor (7) | (7)/(6) (8) |
| 79279PA0080009 | Platinum | 4,032 | \$3,146,436.63 | \$3,114,476.22 | 0.990 | 1.425 | 1.439 |
| 79279PA0080008 | Gold | 10,176 | \$5,717,524.86 | \$5,067,500.88 | 0.886 | 0.919 | 1.036 |
| 79279PA0080006 | Gold | 17,916 | \$10,066,349.77 | \$9,191,106.69 | 0.913 | 0.946 | 1.036 |
| 79279PA0130001 | Gold | 2,400 | \$1,406,720.16 | \$1,284,409.48 | 0.913 | 0.946 | 1.036 |
| 79279PA0120001 | Gold | 1,788 | \$1,004,612.27 | \$947,117.40 | 0.943 | 0.977 | 1.036 |
| 79279PA0110001 | Gold | 1,788 | \$1,048,006.52 | \$988,028.16 | 0.943 | 0.977 | 1.036 |
| 79279PA0080004 | Silver | 22,128 | \$11,857,321.48 | \$11,209,203.07 | 0.945 | 0.934 | 0.988 |
| 79279PA0090002 | Silver | 14,016 | \$7,510,494.30 | \$6,681,051.08 | 0.890 | 0.879 | 0.988 |
| 79279PA0090003 | Silver | 6,360 | \$3,408,015.39 | \$2,681,119.95 | 0.787 | 0.778 | 0.988 |
| 79279PA0080001 | Bronze | 33,492 | \$17,424,017.15 | \$12,160,834.44 | 0.698 | 0.670 | 0.960 |
| 79279PA0080003 | Bronze | 8,736 | \$4,544,852.92 | \$3,199,276.70 | 0.704 | 0.675 | 0.960 |
| 79279PA0080002 | Bronze | 16,848 | \$8,765,073.48 | \$5,835,178.57 | 0.666 | 0.639 | 0.960 |
| 79279PA0090001 | Bronze | 1,272 | \$661,750.56 | \$459,351.78 | 0.694 | 0.666 | 0.960 |
| 79279PA0100001 | Catastrophic | 1,992 | \$953,420.24 | \$577,225.66 | 0.605 | 0.581 | 0.960 |
| Total | | 142,944 | \$77,514,595.75 | \$63,395,880.07 | 0.818 | 0.818 | 1.000 |

| Components of AV & Cost Sharing Factor | | | | | |
|--|--------------|---------------------------|----------------------------------|--------------------------|--------------------------------|
| HIOS Plan ID | Metal Level | Paid-to- Allowed Ratio | Induced Utilization Factor | Avg. Benefit Richness | AV & Cost Sharing Factor |
| 79279PA0080009 | Platinum | 0.990 | 1.500 | 1.042 | 1.425 |
| 79279PA0080008 | Gold | 0.886 | 1.080 | 1.042 | 0.919 |
| 79279PA0080006 | Gold | 0.913 | 1.080 | 1.042 | 0.946 |
| 79279PA0130001 | Gold | 0.913 | 1.080 | 1.042 | 0.946 |
| 79279PA0120001 | Gold | 0.943 | 1.080 | 1.042 | 0.977 |
| 79279PA0110001 | Gold | 0.943 | 1.080 | 1.042 | 0.977 |
| 79279PA0080004 | Silver | 0.945 | 1.030 | 1.042 | 0.934 |
| 79279PA0090002 | Silver | 0.890 | 1.030 | 1.042 | 0.879 |
| 79279PA0090003 | Silver | 0.787 | 1.030 | 1.042 | 0.778 |
| 79279PA0080001 | Bronze | 0.698 | 1.000 | 1.042 | 0.670 |
| 79279PA0080003 | Bronze | 0.704 | 1.000 | 1.042 | 0.675 |
| 79279PA0080002 | Bronze | 0.666 | 1.000 | 1.042 | 0.639 |
| 79279PA0090001 | Bronze | 0.694 | 1.000 | 1.042 | 0.666 |
| 79279PA0100001 | Catastrophic | 0.605 | 1.000 | 1.042 | 0.581 |

Highmark Coverage Advantage

Individual Market

Attachment D - Broker Commission Calculation

| Region | Channel | Segment | Commission PMPM | Estimated Distribution |
|--------|---------|---------|--------------------|---------------------------|
| | | | | |
| | | | | |
| | | | | |
| | | | | |

Highmark Coverage Advantage

Individual Market

Attachment F - Network Factor Support

| | 2019 | 2020 | 2021 | 2022 |
|----------------------------|-------------|-------------|-------------|-------------|
| Operating income | \$1,234,567 | \$1,345,678 | \$1,456,789 | \$1,567,890 |
| Interest income | \$123,456 | \$134,567 | \$145,678 | \$156,789 |
| Interest expense | \$98,765 | \$109,876 | \$120,987 | \$132,098 |
| Other income | \$56,789 | \$67,890 | \$78,901 | \$89,012 |
| Income before taxes | \$1,315,057 | \$1,437,669 | \$1,564,781 | \$1,690,501 |
| Income tax expense | \$328,764 | \$359,417 | \$391,195 | \$422,625 |
| Net income | \$986,293 | \$1,078,252 | \$1,173,586 | \$1,267,876 |
| Other comprehensive income | \$12,345 | \$13,456 | \$14,567 | \$15,678 |
| Comprehensive income | \$998,638 | \$1,091,708 | \$1,188,153 | \$1,283,554 |



1550 Liberty Ridge Drive, Suite 200
Wayne, PA 19087-5572
Tel + 610 687.5644
Fax + 610 687.4236
www.milliman.com

ACTUARIAL MEMORANDUM

Highmark Coverage Advantage

Individual Rate Filing - January 1, 2020

I, [REDACTED], am a member of the American Academy of Actuaries and meet its qualification standards for preparing individual rate filings. As a consulting actuary, I was requested by Highmark Coverage Advantage ("HCA") to review the development of the market-wide base rate for the individual market on and off the Pennsylvania Exchange. The confidential material presented in this filing was prepared for the specific purpose of submitting the rating formula for the Pennsylvania Insurance Department and may not be appropriate for other purposes. This filing represents premium rates for individuals sold or renewed effective January 1, 2020. The rates are guaranteed until December 31, 2020.

To the best of my knowledge and judgment, the following are true with respect to this filing:

1. Premium rates are established in accordance with generally accepted actuarial principles and the applicable Actuarial Standards of Practice. They are not excessive, inadequate, or unfairly discriminatory. Rates are reasonable in relationship to the benefits provided. However, it is certain that actual experience will not conform exactly to the assumptions used in this analysis. To the extent that actual experience is different from the assumptions used in developing the rates, the actual results will also deviate from the projected amounts.
2. In compliance with all applicable Pennsylvania and Federal Statutes and Regulations (45 CFR 156.80 and 147.102).
3. The rating factors and rating methodology are reasonable and consistent with HCA's business plan at the time of the filing.

[REDACTED]
[REDACTED]
Fellow, Society of Actuaries
Member, American Academy of Actuaries
May 17, 2019

PA Rate Template Part I
Data Relevant to the Rate Filing

Table 0. Identifying Information

| | | | |
|--------------------------------|------------|----|------------|
| Carrier Name: | HCA | | |
| Product(s): | EPO | | |
| Market Segment: | Individual | | |
| Rate Effective Date: | 01/01/2020 | to | 12/31/2020 |
| Base Period Start Date | 01/01/2018 | to | 12/31/2018 |
| Date of Most Recent Membership | 02/01/2019 | | |

Table 1. Number of Members

| | Member-months | Members | Member-months |
|-------------|-------------------|--------------------------------------|-------------------------|
| | Experience Period | Current Period (as of 02-01-2019) | Projected Rating Period |
| Average Age | | | 46.4 |
| Total | 0 | 0 | 142,944 |
| <18 | | | 8,271 |
| 18-24 | | | 9,337 |
| 25-29 | | | 9,202 |
| 30-34 | | | 8,522 |
| 35-39 | | | 9,795 |
| 40-44 | | | 8,674 |
| 45-49 | | | 11,639 |
| 50-54 | | | 15,373 |
| 55-59 | | | 21,583 |
| 60-63 | | | 29,267 |
| 64+ | | | 11,282 |

*Tables 1, 2 and 4 must include data for all non-grandfathered business (ACA compliant and Transitional)

Table 2. Experience Period Claims and Premiums

| Earned Premium | Paid Claims | Ultimate Incurred Claims | Member Months | Estimated Cost Sharing (Member & HHS) | Allowed Claims (Non-Capitated) | Non-EHB portion of Allowed Claims | Total Prescription Drug Rebates* | Total EHB Capitation | Total Non-EHB Capitation | Estimated Risk Adjustment |
|---|-------------|--------------------------|---------------|--|--------------------------------|--------------------------------------|----------------------------------|----------------------|--------------------------|---------------------------|
| | | | - | | | | | | | |
| Experience Period Total Allowed EHB Claims + EHB Capitation PMPM (net of prescription drug rebates) | | | | | | | | | | \$ |
| Loss Ratio | | | | | | | | | | 0.00% |

*Express Prescription Drug Rebates as a negative number

Table 3. Trend Components

| Service Category | Cost* | Utilization* | Induced Demand* | Composite Trend | Weight* |
|---------------------------------------|-------|--------------|-----------------|-----------------|---------|
| Inpatient Hospital | | | | 0.00% | |
| Outpatient Hospital | | | | 0.00% | |
| Professional | | | | 0.00% | |
| Other Medical | | | | 0.00% | |
| Capitation | | | | | |
| Prescription Drugs | | | | 0.00% | |
| Total Annual Trend | | | | 0.00% | 0.00% |
| Months of Trend | | | | 24 | |
| Total Applied Trend Projection Factor | | | | 1.000 | |

* Express Cost, Utilization, Induced Utilization and Weight as percentages

** Should = URRT Trend

Table 4. Historical Experience

| Month-Year | Total Annual Premium | Incurred Claims | Completion Factors* | Ultimate Incurred Claims | Members | Ultimate Incurred PMPM | Estimated Annual Cost Sharing (Member + HHS) | Prescription Drug Rebates** | Allowed Claims (Net of Prescription Drug Rebates) | Allowed PMPM |
|------------|----------------------|-----------------|---------------------|--------------------------|---------|------------------------|---|-----------------------------|--|--------------|
| Jan-15 | | | | #DIV/0! | | #DIV/0! | | | | #DIV/0! |
| Feb-15 | | | | #DIV/0! | | #DIV/0! | | | | #DIV/0! |
| Mar-15 | | | | #DIV/0! | | #DIV/0! | | | | #DIV/0! |
| Apr-15 | | | | #DIV/0! | | #DIV/0! | | | | #DIV/0! |
| May-15 | | | | #DIV/0! | | #DIV/0! | | | | #DIV/0! |
| Jun-15 | | | | #DIV/0! | | #DIV/0! | | | | #DIV/0! |
| Jul-15 | | | | #DIV/0! | | #DIV/0! | | | | #DIV/0! |
| Aug-15 | | | | #DIV/0! | | #DIV/0! | | | | #DIV/0! |
| Sep-15 | | | | #DIV/0! | | #DIV/0! | | | | #DIV/0! |
| Oct-15 | | | | #DIV/0! | | #DIV/0! | | | | #DIV/0! |
| Nov-15 | | | | #DIV/0! | | #DIV/0! | | | | #DIV/0! |
| Dec-15 | | | | #DIV/0! | | #DIV/0! | | | | #DIV/0! |
| Jan-16 | | | | #DIV/0! | | #DIV/0! | | | | #DIV/0! |
| Feb-16 | | | | #DIV/0! | | #DIV/0! | | | | #DIV/0! |
| Mar-16 | | | | #DIV/0! | | #DIV/0! | | | | #DIV/0! |
| Apr-16 | | | | #DIV/0! | | #DIV/0! | | | | #DIV/0! |
| May-16 | | | | #DIV/0! | | #DIV/0! | | | | #DIV/0! |
| Jun-16 | | | | #DIV/0! | | #DIV/0! | | | | #DIV/0! |
| Jul-16 | | | | #DIV/0! | | #DIV/0! | | | | #DIV/0! |
| Aug-16 | | | | #DIV/0! | | #DIV/0! | | | | #DIV/0! |
| Sep-16 | | | | #DIV/0! | | #DIV/0! | | | | #DIV/0! |
| Oct-16 | | | | #DIV/0! | | #DIV/0! | | | | #DIV/0! |
| Nov-16 | | | | #DIV/0! | | #DIV/0! | | | | #DIV/0! |
| Dec-16 | | | | #DIV/0! | | #DIV/0! | | | | #DIV/0! |
| Jan-17 | | | | #DIV/0! | | #DIV/0! | | | | #DIV/0! |
| Feb-17 | | | | #DIV/0! | | #DIV/0! | | | | #DIV/0! |
| Mar-17 | | | | #DIV/0! | | #DIV/0! | | | | #DIV/0! |
| Apr-17 | | | | #DIV/0! | | #DIV/0! | | | | #DIV/0! |
| May-17 | | | | #DIV/0! | | #DIV/0! | | | | #DIV/0! |
| Jun-17 | | | | #DIV/0! | | #DIV/0! | | | | #DIV/0! |
| Jul-17 | | | | #DIV/0! | | #DIV/0! | | | | #DIV/0! |
| Aug-17 | | | | #DIV/0! | | #DIV/0! | | | | #DIV/0! |
| Sep-17 | | | | #DIV/0! | | #DIV/0! | | | | #DIV/0! |
| Oct-17 | | | | #DIV/0! | | #DIV/0! | | | | #DIV/0! |
| Nov-17 | | | | #DIV/0! | | #DIV/0! | | | | #DIV/0! |
| Dec-17 | | | | #DIV/0! | | #DIV/0! | | | | #DIV/0! |
| Jan-18 | | | | #DIV/0! | | #DIV/0! | | | | #DIV/0! |
| Feb-18 | | | | #DIV/0! | | #DIV/0! | | | | #DIV/0! |
| Mar-18 | | | | #DIV/0! | | #DIV/0! | | | | #DIV/0! |
| Apr-18 | | | | #DIV/0! | | #DIV/0! | | | | #DIV/0! |
| May-18 | | | | #DIV/0! | | #DIV/0! | | | | #DIV/0! |
| Jun-18 | | | | #DIV/0! | | #DIV/0! | | | | #DIV/0! |
| Jul-18 | | | | #DIV/0! | | #DIV/0! | | | | #DIV/0! |
| Aug-18 | | | | #DIV/0! | | #DIV/0! | | | | #DIV/0! |
| Sep-18 | | | | #DIV/0! | | #DIV/0! | | | | #DIV/0! |
| Oct-18 | | | | #DIV/0! | | #DIV/0! | | | | #DIV/0! |
| Nov-18 | | | | #DIV/0! | | #DIV/0! | | | | #DIV/0! |
| Dec-18 | | | | #DIV/0! | | #DIV/0! | | | | #DIV/0! |

* Express Completion Factor as a percentage
** Express Prescription Drug Rebates as a negative number

Carrier Name: HCA
Product(s): EPO
Market Segment: Individual
Rate Effective Date: 01/01/2020

Table 2b. Manual Experience Period Claims and Premiums

| Earned Premium | Paid Claims | Ultimate Incurred Claims | Member Months | Estimated Cost Sharing (Member & HHS) | Allowed Claims (Non-Capitated) | Non-EHB portion of Allowed Claims | Total Prescription Drug Rebates* | Total EHB Capitation | Total Non-EHB Capitation | Estimated Risk Adjustment |
|---|-------------|--------------------------|---------------|--|--------------------------------|--------------------------------------|----------------------------------|----------------------|--------------------------|---------------------------|
| | | | 142,944 | | \$ 91,147,300.67 | \$ - | \$ (3,596,471.04) | \$ 48,600.96 | \$ - | \$ 612.82 |
| Experience Period Total Allowed EHB Claims + EHB Capitation PMPM (net of prescription drug rebates) | | | | | | | | | | |
| Loss Ratio | | | | | | | | | | 0.00% |

*Express Prescription Drug Rebates as a negative number

Table 3b. Manual Trend Components

| Service Category | Cost* | Utilization* | Induced Utilization* | Composite Trend | Weight* |
|---------------------------------------|-------|--------------|----------------------|-----------------|---------|
| Inpatient Hospital | 4.50% | 2.87% | 0.54% | 8.08% | 19.88% |
| Outpatient Hospital | 4.50% | 2.87% | 0.54% | 8.08% | 28.42% |
| Professional | 4.50% | 2.87% | 0.54% | 8.08% | 22.23% |
| Other Medical | 4.50% | 2.87% | 0.54% | 8.08% | 3.09% |
| Capitation | | | | -25.51% | 0.06% |
| Prescription Drugs | 4.50% | 2.87% | 0.54% | 8.08% | 26.33% |
| Total Annual Trend | | | | 8.07% | 100.00% |
| Months of Trend | | | | 24 | |
| Total Applied Trend Projection Factor | | | | 1.168 | |

* Express Cost, Utilization, Induced Utilization and Weight as percentages

Table 4b. Historical Manual Experience

| Month-Year | Total Annual Premium | Incurred Claims | Completion Factors* | Ultimate Incurred Claims | Members | Ultimate Incurred PMPM | Estimated Annual Cost Sharing (Member + HHS) | Prescription Drug Rebates** | Allowed Claims (Net of Prescription Drug Rebates) | Allowed PMPM |
|------------|----------------------|-----------------|---------------------|--------------------------|---------|------------------------|---|-----------------------------|--|--------------|
| Jan-15 | | | | #DIV/0! | | #DIV/0! | | | | #DIV/0! |
| Feb-15 | | | | #DIV/0! | | #DIV/0! | | | | #DIV/0! |
| Mar-15 | | | | #DIV/0! | | #DIV/0! | | | | #DIV/0! |
| Apr-15 | | | | #DIV/0! | | #DIV/0! | | | | #DIV/0! |
| May-15 | | | | #DIV/0! | | #DIV/0! | | | | #DIV/0! |
| Jun-15 | | | | #DIV/0! | | #DIV/0! | | | | #DIV/0! |
| Jul-15 | | | | #DIV/0! | | #DIV/0! | | | | #DIV/0! |
| Aug-15 | | | | #DIV/0! | | #DIV/0! | | | | #DIV/0! |
| Sep-15 | | | | #DIV/0! | | #DIV/0! | | | | #DIV/0! |
| Oct-15 | | | | #DIV/0! | | #DIV/0! | | | | #DIV/0! |
| Nov-15 | | | | #DIV/0! | | #DIV/0! | | | | #DIV/0! |
| Dec-15 | | | | #DIV/0! | | #DIV/0! | | | | #DIV/0! |
| Jan-16 | | | | #DIV/0! | | #DIV/0! | | | | #DIV/0! |
| Feb-16 | | | | #DIV/0! | | #DIV/0! | | | | #DIV/0! |
| Mar-16 | | | | #DIV/0! | | #DIV/0! | | | | #DIV/0! |
| Apr-16 | | | | #DIV/0! | | #DIV/0! | | | | #DIV/0! |
| May-16 | | | | #DIV/0! | | #DIV/0! | | | | #DIV/0! |
| Jun-16 | | | | #DIV/0! | | #DIV/0! | | | | #DIV/0! |
| Jul-16 | | | | #DIV/0! | | #DIV/0! | | | | #DIV/0! |
| Aug-16 | | | | #DIV/0! | | #DIV/0! | | | | #DIV/0! |
| Sep-16 | | | | #DIV/0! | | #DIV/0! | | | | #DIV/0! |
| Oct-16 | | | | #DIV/0! | | #DIV/0! | | | | #DIV/0! |
| Nov-16 | | | | #DIV/0! | | #DIV/0! | | | | #DIV/0! |
| Dec-16 | | | | #DIV/0! | | #DIV/0! | | | | #DIV/0! |
| Jan-17 | | | | #DIV/0! | | #DIV/0! | | | | #DIV/0! |
| Feb-17 | | | | #DIV/0! | | #DIV/0! | | | | #DIV/0! |
| Mar-17 | | | | #DIV/0! | | #DIV/0! | | | | #DIV/0! |
| Apr-17 | | | | #DIV/0! | | #DIV/0! | | | | #DIV/0! |
| May-17 | | | | #DIV/0! | | #DIV/0! | | | | #DIV/0! |
| Jun-17 | | | | #DIV/0! | | #DIV/0! | | | | #DIV/0! |
| Jul-17 | | | | #DIV/0! | | #DIV/0! | | | | #DIV/0! |
| Aug-17 | | | | #DIV/0! | | #DIV/0! | | | | #DIV/0! |
| Sep-17 | | | | #DIV/0! | | #DIV/0! | | | | #DIV/0! |
| Oct-17 | | | | #DIV/0! | | #DIV/0! | | | | #DIV/0! |
| Nov-17 | | | | #DIV/0! | | #DIV/0! | | | | #DIV/0! |
| Dec-17 | | | | #DIV/0! | | #DIV/0! | | | | #DIV/0! |
| Jan-18 | | | | #DIV/0! | | #DIV/0! | | | | #DIV/0! |
| Feb-18 | | | | #DIV/0! | | #DIV/0! | | | | #DIV/0! |
| Mar-18 | | | | #DIV/0! | | #DIV/0! | | | | #DIV/0! |
| Apr-18 | | | | #DIV/0! | | #DIV/0! | | | | #DIV/0! |
| May-18 | | | | #DIV/0! | | #DIV/0! | | | | #DIV/0! |
| Jun-18 | | | | #DIV/0! | | #DIV/0! | | | | #DIV/0! |
| Jul-18 | | | | #DIV/0! | | #DIV/0! | | | | #DIV/0! |
| Aug-18 | | | | #DIV/0! | | #DIV/0! | | | | #DIV/0! |
| Sep-18 | | | | #DIV/0! | | #DIV/0! | | | | #DIV/0! |
| Oct-18 | | | | #DIV/0! | | #DIV/0! | | | | #DIV/0! |
| Nov-18 | | | | #DIV/0! | | #DIV/0! | | | | #DIV/0! |
| Dec-18 | | | | #DIV/0! | | #DIV/0! | | | | #DIV/0! |

* Express Completion Factor as a percentage

**Express Prescription Drug Rebates as a negative number

PA Rate Template Part II

Rate Development and Change

Carrier Name:
Product(s):

Market Segment:

Rate Effective Date:

HCA
EPO
Individual
01/01/2020

Table 5. Development of the Projected Index Rate, Market-Adjusted Index Rate, and Total Allowed Claims

| Development of the Projected Index Rate | Actual Experience Data | Manual Data | |
|---|------------------------|-------------|--|
| Total Allowed EHB Claims + EHB Capitation PMPM (net of prescription drug rebates) PMPM | \$ - | \$ 612.82 | <- Actual Experience PMPM should be consistent with the Index Rate for Experience Period |
| Two year trend projection Factor | 1.000 | 1.168 | |
| Unadjusted Projected Allowed EHB Claims PMPM | \$ - | \$ 715.67 | |
| <u>Single Risk Pool Adjustment Factors</u> | | | |
| Change in Morbidity | | 1.060 | <- See URRT Instructions |
| Change in Other | 0.000 | 0.715 | |
| Change in Demographics | | 1.000 | <- See URRT Instructions |
| Change in Network | | 0.721 | |
| Change in Benefits | | 1.000 | <- See URRT Instructions |
| Change in Other | | 0.992 | |
| Total Adjusted Projected Allowed EHB Claims PMPM | \$ - | \$ 542.17 | |
| Credibility Factors | 0% | 100% | <- See Instructions |
| Blended Projected EHB Claims PMPM | | \$ 542.17 | |
| Development of the Market-Adjusted Index Rate and Total Allowed Claims | | | <- Projected Index Rate |
| Adjusted Projected Allowed EHB Claims PMPM | \$ 542.17 | | <- Index Rate for Projection Period on URRT - Individual or First Quarter Small Group |
| Adjusted Projected Allowed EHB Claims PMPM [will only populate for small group filings] | \$ - | | |
| Projected Paid to Allowed Ratio | 0.818 | | |
| Projected Paid EHB Claims PMPM | \$ 443.41 | | |
| <u>Market-wide Adjustments</u> | | | |
| Projected Risk Adjustment PMPM | \$ 60.39 | | |
| Projected Paid Exchange User Fees PMPM | \$ 10.71 | | |
| Market-Adjusted Projected Paid EHB Claims PMPM | \$ 393.74 | | |
| Market-Adjusted Projected Allowed EHB Claims PMPM | \$ 481.43 | | <- Market-Adjusted Index Rate |
| Projected Allowed Non-EHB Claims PMPM | \$ 0.69 | | |
| Market-Adjusted Projected Paid Total Claims PMPM | \$ 394.30 | | |
| Market-Adjusted Projected Allowed Total Claims PMPM | \$ 482.11 | | |

Table 6. Retention

| Retention Items - Express in percentages | Percentages | PMPM Amounts |
|---|-------------|--------------|
| Administrative Expenses | 13.28% | \$62.44 |
| General and Claims | 12.26% | \$57.63 |
| Agent/Broker Fees and Commissions | 0.22% | \$1.04 |
| Quality Improvement Initiatives | 0.80% | \$3.76 |
| Taxes and Fees | 2.84% | \$13.34 |
| RA User Fee | 0.04% | \$0.18 |
| PA Premium Tax (if applicable) | 0.00% | \$0.00 |
| Federal Income Tax | 0.00% | \$0.00 |
| Health Insurance Providers Fee (Prorated for Small Groups only) | 2.80% | \$13.16 |
| Profit/Contingency (after tax) | 0.00% | \$0.00 |
| Total Retention | 16.12% | \$75.78 |
| Projected Required Revenue PMPM | \$ 470.08 | |

Table 8. Components of Rate Change

| Rate Components | 2019 | 2020 | Difference | Percent Change |
|---|---------|-------------|------------|----------------|
| A. Calibrated Plan Adjusted Index Rate (PMPM) | #DIV/0! | #DIV/0! | #DIV/0! | #DIV/0! |
| B. Base period allowed claims before normalization | | \$ 612.82 | \$612.82 | #DIV/0! |
| C. Normalization factor component of change | #DIV/0! | \$ (183.93) | #DIV/0! | #DIV/0! |
| D. Change in Normalized Allowed Claims Adjustment Components | | | | |
| D1. Base period allowed claims after normalization | #DIV/0! | \$ 428.89 | #DIV/0! | #DIV/0! |
| D2. URRT Trend | #DIV/0! | \$ 71.98 | #DIV/0! | #DIV/0! |
| D3. URRT Morbidity | #DIV/0! | \$ 30.05 | #DIV/0! | #DIV/0! |
| D4. URRT Other | #DIV/0! | \$ (151.48) | #DIV/0! | #DIV/0! |
| D5. Normalized URRT RA/Rl on an allowed basis | #DIV/0! | \$ (51.67) | #DIV/0! | #DIV/0! |
| D6. Normalized Exchange User Fee on an allowed basis | #DIV/0! | \$ 9.16 | #DIV/0! | #DIV/0! |
| D7. Subtotal - Sum(D1:D6) | #DIV/0! | \$ 336.93 | #DIV/0! | #DIV/0! |
| E. Change in Allowable Plan Adjusted Level Components | | | | |
| E1. Network | #DIV/0! | \$ (94.17) | #DIV/0! | #DIV/0! |
| E2. Pricing AV | #DIV/0! | \$ (42.02) | #DIV/0! | #DIV/0! |
| E3. Benefit Richness | #DIV/0! | \$ 14.20 | #DIV/0! | #DIV/0! |
| E4. Catastrophic Eligibility | #DIV/0! | \$ (1.23) | #DIV/0! | #DIV/0! |
| E5. Subtotal - Sum(E1:E4) | #DIV/0! | \$ (123.22) | #DIV/0! | #DIV/0! |
| F. Change in Retention Components | | | | |
| F1. Administrative Expenses | #DIV/0! | #DIV/0! | #DIV/0! | #DIV/0! |
| F2. Taxes and Fees | #DIV/0! | #DIV/0! | #DIV/0! | #DIV/0! |
| F3. Profit and/or Contingency | #DIV/0! | #DIV/0! | #DIV/0! | #DIV/0! |
| F4. Subtotal - Sum(F1:F3) | #DIV/0! | #DIV/0! | #DIV/0! | #DIV/0! |
| G. Change in Miscellaneous Items | | | \$ - | #DIV/0! |
| H. Sum of Components of Rate Change (should approximate the change shown in line A) | #DIV/0! | #DIV/0! | #DIV/0! | #DIV/0! |

od on URR

For informational Purposes only - No input required.

| | | | |
|--|----|--------|--|
| Blended Base Period Unadjusted Claims before Normalization | \$ | 612.82 | <- Index Rate of Experience Period on URRT |
| Blended Earned Premium | \$ | - | |
| Blended Loss Ratio | | 0.00% | |

Table 5A. Small Group Projected Index Rate with Quarterly Trend

| Effective Date | 01/01/2020 | 04/01/2020 | 07/01/2020 | 10/01/2020 | Total Single Risk Pool |
|---|------------|------------|------------|------------|------------------------|
| # of Member Months Renewing in Quarter | | | | | - |
| Adjusted Projected Allowed EHB Claims PMPM Q1 | \$ 542.17 | \$ 542.17 | \$ 542.17 | \$ 542.17 | \$ 542.17 |
| Months of Trend | - | 3 | 6 | 9 | |
| Annual Trend | 8.07% | 8.07% | 8.07% | 8.07% | |
| Single Risk Pool Projected Allowed Claims | \$ 542.17 | \$ 552.78 | \$ 563.61 | \$ 574.64 | \$ - |
| Quarterly Trend Factor | 100.0% | 102.0% | 104.0% | 106.0% | 0.0% |
| 2020 Trend Factors by Quarter | #DIV/0! | #DIV/0! | #DIV/0! | #DIV/0! | |

Table 7. Normalized Market-Adjusted Projected Allowed Total Claims

| Normalization Factors | 2019 | 2020 |
|--|---------|-----------|
| Average Age Factor | 0.000 | 1.946 |
| Average Geographic Factor | 0.000 | 0.970 |
| Average Tobacco Factor | 0.000 | 1.008 |
| Average Benefit Richness (induced demand) | 0.000 | 1.042 |
| Average Network Factor | 0.000 | 0.721 |
| Market-Adjusted Projected Allowed Total Claims PMPM | \$ - | \$ 482.11 |
| Normalized Market-Adjusted Projected Allowed Total Claims PMPM | #DIV/0! | \$ 337.41 |

Table 9. Year-over-Year Data to Support Table 8

| | 2019 | 2020 | |
|---|-------|------------|---|
| Paid-to-Allowed | 0.000 | 0.818 | |
| URRT Trend (Total Applied Trend Factor) | 0.000 | 1.168 | <- URRT W1, S2 |
| URRT Morbidity | 0.000 | 1.060 | <- URRT W1, S2 |
| URRT "Other" | 0.000 | 0.715 | <- URRT W1, S2 |
| Risk Adjustment | \$ - | \$ (60.39) | <- URRT W1, S3 |
| Exchange User Fee | \$ - | \$ 10.71 | <- URRT W1, S3 |
| Capitation | \$ - | \$ 0.20 | <- URRT W1, S2 |
| Network | | 0.721 | |
| Pricing AV | | 0.827 | <- For 2019 in cell J81, please include a factor equal to the product of the average Pricing AV and the Non-Funding of CSR Adjustment |
| Benefit Richness | | 1.071 | |
| Catastrophic Eligibility | | 0.994 | |
| Administrative Expenses | 0.00% | 13.28% | |
| Taxes and Fees | 0.00% | 2.84% | |
| Profit and/or Contingency | 0.00% | 0.00% | |

PA Rate Template Part III
Table 10. Plan Rates

Carrier Name: HCA
Product(s): EPO
Market Segment: Individual
Rate Effective Date: 01/01/2020
Base Period Start Date: 01/01/2018
Date of Most Recent Membership: 02/01/2019
Market Adjusted Index Rate: \$ 481.43

| 45 CFR Part 156.8 (d) (2) Allowable Factors | | | | | | | | | | | | | | | | |
|---|--------------------------------------|---|---|--|---|---------------|-------------------------------|---|------------------------|------------------------------------|-----------------------------------|-----------------------------|------------------|--------------------------|-------------------------------|--------------|
| Plan Number | HIOS Plan ID (Standard Component) | Plan Type (HMO, POS, PPO, EPO, Indemnity, Other) | 1/1/2019 Plan Marketing Name | Existing, Modified, New, Discontinued & Mapped, Discontinued & Not Mapped (E,M,N,DM, DNM) for 2020 | 1/1/2020 Plan HIOS Plan ID (If 1/1/2019 Plan Discontinued & Mapped) | Metallic Tier | Metallic Tier Actuarial Value | Standard AV, Approach (1), Approach (2) | Exchange On/Off or Off | Pricing AV (company-determined AV) | Benefit Richness (induced demand) | Benefits in addition to EHB | Provider Network | Catastrophic Eligibility | Non-Funding of CSR Adjustment | Pure Premium |
| Totals | | | | | | | 0.725 | | | 0.827 | 1.027 | 1.006 | 1.000 | 0.994 | 1.029 | \$ 29.00 |
| Transitional Plans | TRANSITIONAL | N/A | TRANSITIONAL | DNM | TRANSITIONAL | N/A | N/A | N/A | N/A | N/A | N/A | N/A | N/A | N/A | N/A | N/A |
| Plan 1 | 79279PA0080001 | EPO | Together Blue EPO Bronze 3900 | N | | Bronze | 0.649 | Approach (1) | On/Off | 0.698 | 0.960 | 1.000 | 1.000 | 1.000 | 1.000 | \$322.42 |
| Plan 2 | 79279PA0080002 | EPO | Together Blue EPO Bronze 7900 | N | | Bronze | 0.599 | Approach (1) | On/Off | 0.666 | 0.960 | 1.000 | 1.000 | 1.000 | 1.000 | \$307.54 |
| Plan 3 | 79279PA0080003 | EPO | Together Blue EPO Bronze 7800 - 1 Free PCP Visit | N | | Bronze | 0.648 | Approach (1) | On/Off | 0.704 | 0.960 | 1.000 | 1.000 | 1.000 | 1.000 | \$325.19 |
| Plan 4 | 79279PA0080004 | EPO | Together Blue EPO Silver 2900 - 2 Free PCP Visits | N | | Silver | 0.719 | Approach (1) | On/Off | 0.788 | 0.988 | 1.000 | 1.000 | 1.000 | 1.200 | \$449.81 |
| Plan 5 | 79279PA0080006 | EPO | Together Blue EPO Gold 800 - 2 Free PCP Visits | N | | Gold | 0.812 | Approach (1) | On/Off | 0.913 | 1.036 | 1.000 | 1.000 | 1.000 | 1.000 | \$455.54 |
| Plan 6 | 79279PA0080008 | EPO | Together Blue EPO Gold 0 - 2 Free PCP Visits | N | | Gold | 0.776 | Approach (1) | On/Off | 0.886 | 1.036 | 1.000 | 1.000 | 1.000 | 1.000 | \$442.19 |
| Plan 7 | 79279PA0080009 | EPO | Together Blue EPO Platinum 200 - 2 Free PCP Visits | N | | Platinum | 0.914 | Approach (1) | On/Off | 0.990 | 1.439 | 1.000 | 1.000 | 1.000 | 1.000 | \$685.90 |
| Plan 8 | 79279PA0090001 | EPO | Together Blue EPO Bronze 6750 HSA | N | | Bronze | 0.625 | Standard AV | Off | 0.694 | 0.960 | 1.000 | 1.000 | 1.000 | 1.000 | \$320.67 |
| Plan 9 | 79279PA0090002 | EPO | Together Blue EPO Silver 3950 HSA | N | | Silver | 0.66 | Approach (1) | On/Off | 0.741 | 0.988 | 1.000 | 1.000 | 1.000 | 1.200 | \$423.27 |
| Plan 10 | 79279PA0090003 | EPO | Together Blue EPO Silver 1750 HSA | N | | Silver | 0.719 | Standard AV | Off | 0.787 | 0.988 | 1.000 | 1.000 | 1.000 | 1.000 | \$374.33 |
| Plan 11 | 79279PA0100001 | EPO | Together Blue Major Events EPO 8150 - 3 Free PCP Visits | N | | Catastrophic | 0.575 | Standard AV | On/Off | 0.605 | 0.960 | 1.000 | 1.000 | 0.920 | 1.000 | \$257.31 |
| Plan 12 | 79279PA0110001 | EPO | Together Blue Care Advantage EPO Gold 800 - 2 Free PCP Visits + Adult Dental and Vision | N | | Gold | 0.818 | Approach (1) | On/Off | 0.943 | 1.036 | 1.043 | 1.000 | 1.000 | 1.000 | \$490.68 |
| Plan 13 | 79279PA0120001 | EPO | Together Blue Care Advantage EPO Gold 800 - 2 Free PCP Visits | N | | Gold | 0.818 | Approach (1) | On/Off | 0.943 | 1.036 | 1.000 | 1.000 | 1.000 | 1.000 | \$470.36 |
| Plan 14 | 79279PA0130001 | EPO | Together Blue EPO Gold 800 - 2 Free PCP Visits + Adult Dental and Vision | N | | Gold | 0.812 | Approach (1) | On/Off | 0.913 | 1.036 | 1.043 | 1.000 | 1.000 | 1.000 | \$475.21 |

| |
|---|
| Total Covered Lives @ 02-01-2019 |
| - |

| | |
|---|---|
| Total Covered Lives Mapped into 2020 Plans @ 02-01- 2019 | Total Policyholders @ 02-01-2019 |
|---|---|

0 0

| | |
|-----|-----|
| 1 | 1 |
| 2 | 2 |
| 3 | 3 |
| 4 | 4 |
| 5 | 5 |
| 6 | 6 |
| 7 | 7 |
| 8 | 8 |
| 9 | 9 |
| 10 | 10 |
| 11 | 11 |
| 12 | 12 |
| 13 | 13 |
| 14 | 14 |
| 15 | 15 |
| 16 | 16 |
| 17 | 17 |
| 18 | 18 |
| 19 | 19 |
| 20 | 20 |
| 21 | 21 |
| 22 | 22 |
| 23 | 23 |
| 24 | 24 |
| 25 | 25 |
| 26 | 26 |
| 27 | 27 |
| 28 | 28 |
| 29 | 29 |
| 30 | 30 |
| 31 | 31 |
| 32 | 32 |
| 33 | 33 |
| 34 | 34 |
| 35 | 35 |
| 36 | 36 |
| 37 | 37 |
| 38 | 38 |
| 39 | 39 |
| 40 | 40 |
| 41 | 41 |
| 42 | 42 |
| 43 | 43 |
| 44 | 44 |
| 45 | 45 |
| 46 | 46 |
| 47 | 47 |
| 48 | 48 |
| 49 | 49 |
| 50 | 50 |
| 51 | 51 |
| 52 | 52 |
| 53 | 53 |
| 54 | 54 |
| 55 | 55 |
| 56 | 56 |
| 57 | 57 |
| 58 | 58 |
| 59 | 59 |
| 60 | 60 |
| 61 | 61 |
| 62 | 62 |
| 63 | 63 |
| 64 | 64 |
| 65 | 65 |
| 66 | 66 |
| 67 | 67 |
| 68 | 68 |
| 69 | 69 |
| 70 | 70 |
| 71 | 71 |
| 72 | 72 |
| 73 | 73 |
| 74 | 74 |
| 75 | 75 |
| 76 | 76 |
| 77 | 77 |
| 78 | 78 |
| 79 | 79 |
| 80 | 80 |
| 81 | 81 |
| 82 | 82 |
| 83 | 83 |
| 84 | 84 |
| 85 | 85 |
| 86 | 86 |
| 87 | 87 |
| 88 | 88 |
| 89 | 89 |
| 90 | 90 |
| 91 | 91 |
| 92 | 92 |
| 93 | 93 |
| 94 | 94 |
| 95 | 95 |
| 96 | 96 |
| 97 | 97 |
| 98 | 98 |
| 99 | 99 |
| 100 | 100 |

**Proposed Rate
Change
Compared to
Prior 12
months**

#DIV/0!

[illegible][illegible][illegible][illegible]

Table 11. Plan Premium Development for 21-Year-Old Non-Tobacco User

| | |
|----------------------|------------|
| Carrier Name: | HCA |
| Product(s): | EPO |
| Market Segment: | Individual |
| Rate Effective Date: | 01/01/2020 |

| Plan Number | HIOS Plan ID (Standard Component) | 1/1/2019 Plan Marketing Name | Discontinued, New, Modified, Existing (D,N,M,E) for 2020 | 1/1/2020 Plan HIOS Plan ID (If 1/1/2019 Plan Discontinued & Mapped) | Metallic Tier | Exchange On/Off or Off |
|-------------|-----------------------------------|------------------------------|--|---|---------------|------------------------|
|-------------|-----------------------------------|------------------------------|--|---|---------------|------------------------|

| | |
|--------|---|
| Totals | These cells auto-fill using the data entered in Table 10. |
|--------|---|

| | | | | | | |
|---------|----------------|----------------------------|---|--|--------------|--------|
| Plan 1 | 79279PA0080001 | ether Blue EPO Bronze 3 | N | | Bronze | On/Off |
| Plan 2 | 79279PA0080002 | ether Blue EPO Bronze 7 | N | | Bronze | On/Off |
| Plan 3 | 79279PA0080003 | ue EPO Bronze 7800 - 1 F | N | | Bronze | On/Off |
| Plan 4 | 79279PA0080004 | ue EPO Silver 2900 - 2 Fre | N | | Silver | On/Off |
| Plan 5 | 79279PA0080006 | Blue EPO Gold 800 - 2 Free | N | | Gold | On/Off |
| Plan 6 | 79279PA0080008 | Blue EPO Gold 0 - 2 Free | N | | Gold | On/Off |
| Plan 7 | 79279PA0080009 | e EPO Platinum 200 - 2 F | N | | Platinum | On/Off |
| Plan 8 | 79279PA0090001 | her Blue EPO Bronze 675 | N | | Bronze | Off |
| Plan 9 | 79279PA0090002 | ther Blue EPO Silver 3950 | N | | Silver | On/Off |
| Plan 10 | 79279PA0090003 | ther Blue EPO Silver 1750 | N | | Silver | Off |
| Plan 11 | 79279PA0100001 | Major Events EPO 8150 - 3 | N | | Catastrophic | On/Off |
| Plan 12 | 79279PA0110001 | PO Gold 800 - 2 Free PCP | N | | Gold | On/Off |
| Plan 13 | 79279PA0120001 | Advantage EPO Gold 800 | N | | Gold | On/Off |
| Plan 14 | 79279PA0130001 | 800 - 2 Free PCP Visits + | N | | Gold | On/Off |

[illegible][illegible]

| | | | | | | | | | | | |
|-----------|------|------|-----------|------|------|------|------|------|------|------|------|
| \$ 195.94 | \$ - | \$ - | \$ 195.94 | \$ - | \$ - | \$ - | \$ - | \$ - | \$ - | \$ - | \$ - |
| \$ 186.90 | \$ - | \$ - | \$ 186.90 | \$ - | \$ - | \$ - | \$ - | \$ - | \$ - | \$ - | \$ - |
| \$ 197.62 | \$ - | \$ - | \$ 197.62 | \$ - | \$ - | \$ - | \$ - | \$ - | \$ - | \$ - | \$ - |
| \$ 273.36 | \$ - | \$ - | \$ 273.36 | \$ - | \$ - | \$ - | \$ - | \$ - | \$ - | \$ - | \$ - |
| \$ 276.84 | \$ - | \$ - | \$ 276.84 | \$ - | \$ - | \$ - | \$ - | \$ - | \$ - | \$ - | \$ - |
| \$ 268.73 | \$ - | \$ - | \$ 268.73 | \$ - | \$ - | \$ - | \$ - | \$ - | \$ - | \$ - | \$ - |
| \$ 416.83 | \$ - | \$ - | \$ 416.83 | \$ - | \$ - | \$ - | \$ - | \$ - | \$ - | \$ - | \$ - |
| \$ 194.88 | \$ - | \$ - | \$ 194.88 | \$ - | \$ - | \$ - | \$ - | \$ - | \$ - | \$ - | \$ - |
| \$ 257.23 | \$ - | \$ - | \$ 257.23 | \$ - | \$ - | \$ - | \$ - | \$ - | \$ - | \$ - | \$ - |
| \$ 227.49 | \$ - | \$ - | \$ 227.49 | \$ - | \$ - | \$ - | \$ - | \$ - | \$ - | \$ - | \$ - |
| \$ 156.37 | \$ - | \$ - | \$ 156.37 | \$ - | \$ - | \$ - | \$ - | \$ - | \$ - | \$ - | \$ - |
| \$ 298.19 | \$ - | \$ - | \$ 298.19 | \$ - | \$ - | \$ - | \$ - | \$ - | \$ - | \$ - | \$ - |
| \$ 285.85 | \$ - | \$ - | \$ 285.85 | \$ - | \$ - | \$ - | \$ - | \$ - | \$ - | \$ - | \$ - |
| \$ 288.80 | \$ - | \$ - | \$ 288.80 | \$ - | \$ - | \$ - | \$ - | \$ - | \$ - | \$ - | \$ - |

[illegible]

PA Rate Quarterly Template Part V Consumer Factors

| | |
|----------------------|------------|
| Carrier Name: | HCA |
| Product(s): | EPO |
| Market Segment: | Individual |
| Rate Effective Date: | 01/01/2020 |

Table 12. Age and Tobacco Factors

| Projection Period Age and Tobacco Factors | | | | | | |
|---|------------|----------------|--|----------|------------|----------------|
| Age Band | Age Factor | Tobacco Factor | | Age Band | Age Factor | Tobacco Factor |
| 0-14 | 0.765 | | | 40 | 1.278 | 1.100 |
| 15 | 0.833 | | | 41 | 1.302 | 1.105 |
| 16 | 0.859 | | | 42 | 1.325 | 1.112 |
| 17 | 0.885 | | | 43 | 1.357 | 1.121 |
| 18 | 0.913 | 1.000 | | 44 | 1.397 | 1.132 |
| 19 | 0.941 | 1.000 | | 45 | 1.444 | 1.145 |
| 20 | 0.970 | 1.000 | | 46 | 1.500 | 1.160 |
| 21 | 1.000 | 1.025 | | 47 | 1.563 | 1.177 |
| 22 | 1.000 | 1.025 | | 48 | 1.635 | 1.196 |
| 23 | 1.000 | 1.025 | | 49 | 1.706 | 1.217 |
| 24 | 1.000 | 1.025 | | 50 | 1.786 | 1.225 |
| 25 | 1.004 | 1.025 | | 51 | 1.865 | 1.225 |
| 26 | 1.024 | 1.025 | | 52 | 1.952 | 1.225 |
| 27 | 1.048 | 1.025 | | 53 | 2.040 | 1.225 |
| 28 | 1.087 | 1.025 | | 54 | 2.135 | 1.225 |
| 29 | 1.119 | 1.025 | | 55 | 2.230 | 1.225 |
| 30 | 1.135 | 1.025 | | 56 | 2.333 | 1.225 |
| 31 | 1.159 | 1.025 | | 57 | 2.437 | 1.225 |
| 32 | 1.183 | 1.025 | | 58 | 2.548 | 1.225 |
| 33 | 1.198 | 1.025 | | 59 | 2.603 | 1.225 |
| 34 | 1.214 | 1.025 | | 60 | 2.714 | 1.225 |
| 35 | 1.222 | 1.025 | | 61 | 2.810 | 1.225 |
| 36 | 1.230 | 1.025 | | 62 | 2.873 | 1.225 |
| 37 | 1.238 | 1.025 | | 63 | 2.952 | 1.225 |
| 38 | 1.246 | 1.025 | | 64+ | 3.000 | 1.225 |
| 39 | 1.262 | 1.025 | | | | |

*PA follows the federal default age curve.

Table 13. Geographic Factors

| Geographic Area Factors | | | |
|-------------------------|-----------------------|----------------|-----------------|
| Area | Counties | Current Factor | Proposed Factor |
| Rating Area 1 | Erie | 0.000 | 0.970 |
| Rating Area 2 | | | |
| Rating Area 3 | | | |
| Rating Area 4 | Allegheny, Washington | 0.000 | 0.970 |
| Rating Area 5 | | | |
| Rating Area 6 | | | |
| Rating Area 7 | | | |
| Rating Area 8 | | | |
| Rating Area 9 | | | |

Table 14. Network Factors

[illegible]

Company Name: Highmark Coverage Advantage
Market: Individual
Product: EPO
Effective Date of Rates: January 1, 2020

Ending date of Rates: December 31, 2020

| HIOS Plan ID (On Exchange)=> | 79279PA0080009 | 79279PA0080009 | 79279PA0080008 | 79279PA0080008 | 79279PA0080006 | 79279PA0080006 | 79279PA0080006 | 79279PA0130001 | 79279PA0130001 | 79279PA0120001 |
|-------------------------------|--|--|--|--|--|--|--|--|--|---|
| HIOS Plan ID (Off Exchange)=> | 79279PA0080009 | 79279PA0080009 | 79279PA0080008 | 79279PA0080008 | 79279PA0080006 | 79279PA0080006 | 79279PA0080006 | 79279PA0130001 | 79279PA0130001 | 79279PA0120001 |
| Plan Marketing Name => | Together Blue EPO Platinum 200 - 2 Free PCP Visits | Together Blue EPO Platinum 200 - 2 Free PCP Visits | Together Blue EPO Gold 0 - 2 Free PCP Visits | Together Blue EPO Gold 0 - 2 Free PCP Visits | Together Blue EPO Gold 800 - 2 Free PCP Visits | Together Blue EPO Gold 800 - 2 Free PCP Visits | Together Blue EPO Gold 800 - 2 Free PCP Visits | Together Blue EPO Gold 800 - 2 Free PCP Visits + Adult Dental and Vision | Together Blue EPO Gold 800 - 2 Free PCP Visits + Adult Dental and Vision | Together Blue Care Advantage EPO Gold 800 - 2 Free PCP Visits |
| Form # => | TB/EPO/HCA/DP | TB/EPO/HCA/DP | TB/EPO/HCA/DP | TB/EPO/HCA/DP | TB/EPO/HCA/DP | TB/EPO/HCA/DP | TB/EPO/HCA/DP | TB/EPO/AVD/HCA/DP | TB/EPO/AVD/HCA/DP | TB/CA/EPO/HCA/DP |
| Rating Area => | Area 1 | Area 4 | Area 1 | Area 4 | Area 1 | Area 4 | Area 1 | Area 4 | Area 1 | Area 4 |
| Network => | L | L | L | L | L | L | L | L | L | L |
| Metal => | Platinum | Platinum | Gold | Gold | Gold | Gold | Gold | Gold | Gold | Gold |
| Deductible => | 200 | 200 | 0 | 0 | 800 | 800 | 800 | 800 | 800 | 800 |
| Coinsurance => | 90% | 90% | 60% | 60% | 80% | 80% | 80% | 80% | 80% | 80% |
| Copays => | \$0 (Visits 1-2); then \$5 PCP | \$0 (Visits 1-2); then \$5 PCP | \$0 (Visits 1-2); then \$25 PCP | \$0 (Visits 1-2); then \$25 PCP | \$0 (Visits 1-2); then \$10 PCP | \$0 (Visits 1-2); then \$10 PCP | \$0 (Visits 1-2); then \$10 PCP | \$0 (Visits 1-2); then \$10 PCP | \$0 (Visits 1-2); then \$10 PCP | \$0 (Visits 1-2); then \$10 PCP |
| OOP Maximum => | 5000 | 5000 | 7500 | 7500 | 6000 | 6000 | 6000 | 6000 | 6000 | 6000 |
| Pediatric Dental (Yes/No) => | Yes | Yes | Yes | Yes | Yes | Yes | Yes | Yes | Yes | Yes |
| Age Band | Non-Tobacco | Tobacco | Non-Tobacco | Tobacco | Non-Tobacco | Tobacco | Non-Tobacco | Tobacco | Non-Tobacco | Tobacco |
| 0 - 14 | \$318.87 | \$318.87 | \$318.87 | \$318.87 | \$205.58 | \$205.58 | \$211.78 | \$211.78 | \$220.93 | \$220.93 |
| 15 | \$347.22 | \$347.22 | \$347.22 | \$347.22 | \$223.85 | \$223.85 | \$230.61 | \$230.61 | \$240.57 | \$240.57 |
| 16 | \$358.06 | \$358.06 | \$358.06 | \$358.06 | \$230.84 | \$230.84 | \$237.81 | \$237.81 | \$248.08 | \$248.08 |
| 17 | \$368.89 | \$368.89 | \$368.89 | \$368.89 | \$237.83 | \$237.83 | \$245.00 | \$245.00 | \$255.59 | \$255.59 |
| 18 | \$380.57 | \$380.57 | \$380.57 | \$380.57 | \$245.35 | \$245.35 | \$252.75 | \$252.75 | \$263.67 | \$263.67 |
| 19 | \$392.24 | \$392.24 | \$392.24 | \$392.24 | \$252.87 | \$252.87 | \$260.51 | \$260.51 | \$271.76 | \$271.76 |
| 20 | \$404.33 | \$404.33 | \$404.33 | \$404.33 | \$260.67 | \$260.67 | \$268.53 | \$268.53 | \$280.14 | \$280.14 |
| 21 | \$416.83 | \$427.25 | \$416.83 | \$427.25 | \$268.73 | \$275.45 | \$276.84 | \$283.76 | \$288.80 | \$296.02 |
| 22 | \$416.83 | \$427.25 | \$416.83 | \$427.25 | \$268.73 | \$275.45 | \$276.84 | \$283.76 | \$288.80 | \$296.02 |
| 23 | \$416.83 | \$427.25 | \$416.83 | \$427.25 | \$268.73 | \$275.45 | \$276.84 | \$283.76 | \$288.80 | \$296.02 |
| 24 | \$416.83 | \$427.25 | \$416.83 | \$427.25 | \$268.73 | \$275.45 | \$276.84 | \$283.76 | \$288.80 | \$296.02 |
| 25 | \$418.50 | \$428.96 | \$418.50 | \$428.96 | \$269.80 | \$276.55 | \$277.95 | \$284.90 | \$289.96 | \$297.21 |
| 26 | \$426.83 | \$437.50 | \$426.83 | \$437.50 | \$275.18 | \$282.06 | \$283.48 | \$290.57 | \$295.73 | \$303.12 |
| 27 | \$436.84 | \$447.76 | \$436.84 | \$447.76 | \$281.63 | \$288.67 | \$290.13 | \$297.38 | \$302.66 | \$310.23 |
| 28 | \$453.09 | \$464.42 | \$453.09 | \$464.42 | \$292.11 | \$299.41 | \$300.93 | \$308.45 | \$313.93 | \$321.78 |
| 29 | \$466.43 | \$478.09 | \$466.43 | \$478.09 | \$300.71 | \$308.23 | \$309.78 | \$317.52 | \$323.17 | \$331.25 |
| 30 | \$473.10 | \$484.93 | \$473.10 | \$484.93 | \$305.01 | \$312.64 | \$314.21 | \$322.07 | \$327.79 | \$335.98 |
| 31 | \$483.11 | \$495.19 | \$483.11 | \$495.19 | \$311.46 | \$319.25 | \$320.86 | \$328.88 | \$334.72 | \$343.09 |
| 32 | \$493.11 | \$505.44 | \$493.11 | \$505.44 | \$317.91 | \$325.86 | \$327.50 | \$335.69 | \$341.65 | \$350.19 |
| 33 | \$499.36 | \$511.84 | \$499.36 | \$511.84 | \$321.94 | \$329.99 | \$331.65 | \$339.94 | \$345.98 | \$354.63 |
| 34 | \$506.03 | \$518.68 | \$506.03 | \$518.68 | \$326.24 | \$334.40 | \$336.08 | \$344.48 | \$350.60 | \$359.37 |
| 35 | \$509.37 | \$522.10 | \$509.37 | \$522.10 | \$328.39 | \$336.60 | \$338.30 | \$346.76 | \$352.91 | \$361.73 |
| 36 | \$512.70 | \$525.52 | \$512.70 | \$525.52 | \$330.54 | \$338.80 | \$340.51 | \$349.02 | \$355.22 | \$364.10 |
| 37 | \$516.04 | \$528.94 | \$516.04 | \$528.94 | \$332.69 | \$341.01 | \$342.73 | \$351.30 | \$357.53 | \$366.47 |
| 38 | \$519.37 | \$532.35 | \$519.37 | \$532.35 | \$334.84 | \$343.21 | \$344.94 | \$353.56 | \$359.84 | \$368.84 |
| 39 | \$526.04 | \$539.19 | \$526.04 | \$539.19 | \$339.14 | \$347.62 | \$349.37 | \$358.10 | \$364.47 | \$373.58 |
| 40 | \$532.71 | \$585.98 | \$532.71 | \$585.98 | \$343.44 | \$377.78 | \$343.44 | \$389.18 | \$369.09 | \$406.00 |
| 41 | \$542.71 | \$599.69 | \$542.71 | \$599.69 | \$349.89 | \$386.63 | \$350.45 | \$398.30 | \$376.02 | \$415.50 |
| 42 | \$552.30 | \$614.16 | \$552.30 | \$614.16 | \$356.07 | \$395.95 | \$356.81 | \$407.89 | \$382.66 | \$425.52 |
| 43 | \$565.64 | \$634.08 | \$565.64 | \$634.08 | \$364.67 | \$408.80 | \$375.67 | \$421.13 | \$391.90 | \$439.32 |
| 44 | \$582.31 | \$659.17 | \$582.31 | \$659.17 | \$375.42 | \$424.98 | \$386.75 | \$437.80 | \$403.45 | \$456.71 |
| 45 | \$601.90 | \$689.18 | \$601.90 | \$689.18 | \$388.05 | \$444.32 | \$399.76 | \$457.73 | \$417.03 | \$477.50 |
| 46 | \$625.25 | \$725.29 | \$625.25 | \$725.29 | \$403.10 | \$467.60 | \$415.26 | \$481.70 | \$433.20 | \$502.51 |
| 47 | \$651.51 | \$766.83 | \$651.51 | \$766.83 | \$420.02 | \$494.36 | \$432.70 | \$509.29 | \$432.70 | \$509.29 |
| 48 | \$681.52 | \$815.10 | \$681.52 | \$815.10 | \$439.37 | \$525.49 | \$452.63 | \$541.35 | \$472.19 | \$564.74 |
| 49 | \$711.11 | \$865.42 | \$711.11 | \$865.42 | \$458.45 | \$557.93 | \$472.29 | \$574.78 | \$492.69 | \$599.60 |
| 50 | \$744.46 | \$911.96 | \$744.46 | \$911.96 | \$479.95 | \$587.94 | \$494.44 | \$605.69 | \$515.80 | \$631.86 |
| 51 | \$777.39 | \$952.30 | \$777.39 | \$952.30 | \$501.18 | \$613.95 | \$516.31 | \$632.48 | \$536.81 | \$659.80 |
| 52 | \$813.65 | \$996.72 | \$813.65 | \$996.72 | \$524.56 | \$642.59 | \$540.39 | \$661.98 | \$563.74 | \$690.58 |
| 53 | \$850.33 | \$1,041.65 | \$850.33 | \$1,041.65 | \$548.21 | \$671.56 | \$564.75 | \$691.82 | \$589.15 | \$721.71 |
| 54 | \$889.93 | \$1,090.16 | \$889.93 | \$1,090.16 | \$573.74 | \$702.83 | \$591.05 | \$724.04 | \$616.59 | \$755.32 |
| 55 | \$929.53 | \$1,138.67 | \$929.53 | \$1,138.67 | \$599.27 | \$734.11 | \$617.35 | \$756.25 | \$644.02 | \$788.92 |
| 56 | \$972.46 | \$1,191.26 | \$972.46 | \$1,191.26 | \$626.95 | \$768.01 | \$645.87 | \$791.19 | \$673.77 | \$825.37 |
| 57 | \$1,015.81 | \$1,244.37 | \$1,015.81 | \$1,244.37 | \$654.90 | \$802.25 | \$674.66 | \$826.46 | \$703.81 | \$862.17 |
| 58 | \$1,062.08 | \$1,301.05 | \$1,062.08 | \$1,301.05 | \$684.72 | \$838.78 | \$705.39 | \$864.10 | \$735.86 | \$901.43 |
| 59 | \$1,085.01 | \$1,329.14 | \$1,085.01 | \$1,329.14 | \$699.50 | \$856.89 | \$720.61 | \$882.75 | \$751.75 | \$920.89 |
| 60 | \$1,131.28 | \$1,385.82 | \$1,131.28 | \$1,385.82 | \$729.33 | \$893.43 | \$751.34 | \$920.39 | \$783.80 | \$960.16 |
| 61 | \$1,171.29 | \$1,434.83 | \$1,171.29 | \$1,434.83 | \$755.13 | \$925.03 | \$777.92 | \$952.95 | \$811.53 | \$994.12 |
| 62 | \$1,197.55 | \$1,467.00 | \$1,197.55 | \$1,467.00 | \$772.06 | \$945.77 | \$795.36 | \$974.32 | \$829.72 | \$1,016.41 |
| 63 | \$1,230.48 | \$1,507.34 | \$1,230.48 | \$1,507.34 | \$793.29 | \$971.78 | \$817.23 | \$1,001.11 | \$852.54 | \$1,044.36 |
| 64+ | \$1,250.49 | \$1,531.85 | \$1,250.49 | \$1,531.85 | \$806.19 | \$987.58 | \$830.52 | \$1,017.39 | \$866.40 | \$1,061.34 |

Company Name:
Market:
Product:
Effective Date of Rates:

| | | | | | | | | | |
|-------------------------------|---|--|--|--|--|--------------------------------------|--------------------------------------|--------------------------------------|--------------------------------------|
| HIOS Plan ID (On Exchange)=> | 79279PA0120001 | 79279PA0110001 | 79279PA0110001 | 79279PA0080004 | 79279PA0080004 | 79279PA0090002 | 79279PA0090002 | N/A | N/A |
| HIOS Plan ID (Off Exchange)=> | 79279PA0120001 | 79279PA0110001 | 79279PA0110001 | 79279PA0080004 | 79279PA0080004 | 79279PA0090002 | 79279PA0090002 | 79279PA0090003 | 79279PA0090003 |
| Plan Marketing Name => | Together Blue Care Advantage EPO Gold 800 - 2 Free PCP Visits | Together Blue Care Advantage EPO Gold 800 - 2 Free PCP Visits + Adult Dental and Vision | Together Blue Care Advantage EPO Gold 800 - 2 Free PCP Visits + Adult Dental and Vision | Together Blue EPO Silver 2900 - 2 Free PCP Visits | Together Blue EPO Silver 2900 - 2 Free PCP Visits | Together Blue EPO Silver 3950 HSA | Together Blue EPO Silver 3950 HSA | Together Blue EPO Silver 1750 HSA | Together Blue EPO Silver 1750 HSA |
| | Form # => | TB/CA/EPO/HCA/DP | TB/CA/EPO/AVD/HCA/DP | TB/CA/EPO/AVD/HCA/DP | TB/EPO/HCA/DP | TB/EPO/HCA/DP | TB/EPO/HDHP/HCA/DP | TB/EPO/HDHP/HCA/DP | TB/EPO/HDHP/HCA/DP |
| | Rating Area => | Area 4 | Area 1 | Area 4 | Area 1 | Area 4 | Area 1 | Area 4 | Area 1 |
| | Network => | L | L | L | L | L | L | L | L |
| Metal => | Gold | Gold | Gold | Silver | Silver | Silver | Silver | Silver | Silver |
| Deductible => | 800 | 800 | 800 | 2900 | 2900 | 3950 | 3950 | 1750 | 1750 |
| Coinsurance => | 80% | 80% | 80% | 70% | 70% | 90% | 90% | 70% | 70% |
| Copays => | \$0 (Visits 1-2); then \$10 PCP | \$0 (Visits 1-2); then \$10 PCP | \$0 (Visits 1-2); then \$10 PCP | \$0 (Visits 1-2); then \$40 PCP | \$0 (Visits 1-2); then \$40 PCP | \$50 after Ded. PCP | \$50 after Ded. PCP | N/A | N/A |
| OOP Maximum => | 6000 | 6000 | 6000 | 7800 | 7800 | 6750 | 6750 | 6750 | 6750 |
| Pediatric Dental (Yes/No) => | Yes | Yes | Yes | Yes | Yes | Yes | Yes | Yes | Yes |
| Age Band | Non-Tobacco | Tobacco | Non-Tobacco | Tobacco | Non-Tobacco | Tobacco | Non-Tobacco | Tobacco | Non-Tobacco |
| 0 - 14 | \$218.68 | \$218.68 | \$228.12 | \$228.12 | \$209.12 | \$209.12 | \$196.78 | \$196.78 | \$174.03 |
| 15 | \$238.11 | \$238.11 | \$248.39 | \$248.39 | \$227.71 | \$227.71 | \$214.27 | \$214.27 | \$189.50 |
| 16 | \$245.55 | \$245.55 | \$256.15 | \$256.15 | \$234.82 | \$234.82 | \$220.96 | \$220.96 | \$195.41 |
| 17 | \$252.98 | \$252.98 | \$263.90 | \$263.90 | \$241.92 | \$241.92 | \$227.65 | \$227.65 | \$201.33 |
| 18 | \$260.98 | \$260.98 | \$272.25 | \$272.25 | \$249.58 | \$249.58 | \$234.85 | \$234.85 | \$207.70 |
| 19 | \$268.98 | \$268.98 | \$280.60 | \$280.60 | \$257.23 | \$257.23 | \$242.05 | \$242.05 | \$214.07 |
| 20 | \$277.27 | \$277.27 | \$289.24 | \$289.24 | \$265.16 | \$265.16 | \$249.51 | \$249.51 | \$220.67 |
| 21 | \$285.85 | \$293.00 | \$298.19 | \$305.64 | \$273.36 | \$280.19 | \$257.23 | \$263.66 | \$227.49 |
| 22 | \$285.85 | \$293.00 | \$298.19 | \$305.64 | \$273.36 | \$280.19 | \$257.23 | \$263.66 | \$227.49 |
| 23 | \$285.85 | \$293.00 | \$298.19 | \$305.64 | \$273.36 | \$280.19 | \$257.23 | \$263.66 | \$227.49 |
| 24 | \$285.85 | \$293.00 | \$298.19 | \$305.64 | \$273.36 | \$280.19 | \$257.23 | \$263.66 | \$227.49 |
| 25 | \$286.99 | \$294.16 | \$299.38 | \$306.86 | \$274.45 | \$281.31 | \$258.26 | \$264.72 | \$228.40 |
| 26 | \$292.71 | \$300.03 | \$305.35 | \$312.98 | \$279.92 | \$286.92 | \$263.40 | \$269.99 | \$232.95 |
| 27 | \$299.57 | \$307.06 | \$312.50 | \$320.31 | \$286.48 | \$293.64 | \$269.58 | \$276.32 | \$238.41 |
| 28 | \$310.72 | \$318.49 | \$324.13 | \$332.23 | \$297.14 | \$304.57 | \$279.61 | \$286.60 | \$247.28 |
| 29 | \$319.87 | \$327.87 | \$333.67 | \$342.01 | \$305.89 | \$313.54 | \$287.84 | \$295.04 | \$254.56 |
| 30 | \$324.44 | \$332.55 | \$338.45 | \$346.91 | \$310.26 | \$318.02 | \$291.96 | \$299.26 | \$258.20 |
| 31 | \$331.30 | \$339.58 | \$345.60 | \$354.24 | \$316.82 | \$324.74 | \$298.13 | \$305.58 | \$263.66 |
| 32 | \$338.16 | \$346.61 | \$352.76 | \$361.58 | \$323.38 | \$331.46 | \$304.30 | \$311.91 | \$269.12 |
| 33 | \$342.45 | \$351.01 | \$357.23 | \$366.16 | \$327.49 | \$335.68 | \$308.16 | \$315.86 | \$272.53 |
| 34 | \$347.02 | \$355.70 | \$362.00 | \$371.05 | \$331.86 | \$340.16 | \$312.28 | \$320.09 | \$276.17 |
| 35 | \$349.31 | \$358.04 | \$364.39 | \$373.50 | \$334.05 | \$342.40 | \$314.34 | \$322.20 | \$277.99 |
| 36 | \$351.60 | \$360.39 | \$366.77 | \$375.94 | \$336.23 | \$344.64 | \$316.39 | \$324.30 | \$279.81 |
| 37 | \$353.88 | \$362.73 | \$369.16 | \$378.39 | \$338.42 | \$346.88 | \$318.45 | \$326.41 | \$281.63 |
| 38 | \$356.17 | \$365.07 | \$371.54 | \$380.83 | \$340.61 | \$349.13 | \$320.51 | \$328.52 | \$283.45 |
| 39 | \$360.74 | \$369.76 | \$376.32 | \$385.73 | \$344.98 | \$353.60 | \$324.62 | \$332.74 | \$287.09 |
| 40 | \$365.32 | \$401.85 | \$381.09 | \$419.20 | \$349.35 | \$384.29 | \$328.74 | \$361.61 | \$290.73 |
| 41 | \$372.18 | \$411.26 | \$388.24 | \$429.01 | \$355.91 | \$393.28 | \$334.91 | \$370.08 | \$296.19 |
| 42 | \$378.75 | \$421.17 | \$395.10 | \$439.35 | \$362.20 | \$402.77 | \$340.83 | \$379.00 | \$301.42 |
| 43 | \$387.90 | \$434.84 | \$404.64 | \$453.60 | \$370.95 | \$415.83 | \$349.06 | \$391.30 | \$308.70 |
| 44 | \$399.33 | \$452.04 | \$416.57 | \$471.56 | \$381.88 | \$432.29 | \$359.35 | \$406.78 | \$317.80 |
| 45 | \$412.77 | \$472.62 | \$430.59 | \$493.03 | \$394.73 | \$451.97 | \$371.44 | \$425.30 | \$328.50 |
| 46 | \$428.78 | \$497.38 | \$447.29 | \$518.86 | \$410.04 | \$475.65 | \$385.85 | \$447.59 | \$341.24 |
| 47 | \$446.78 | \$525.86 | \$466.07 | \$548.56 | \$427.26 | \$502.89 | \$402.05 | \$473.21 | \$355.57 |
| 48 | \$467.36 | \$558.96 | \$487.54 | \$583.10 | \$446.94 | \$534.54 | \$420.57 | \$503.00 | \$371.95 |
| 49 | \$487.66 | \$593.48 | \$508.71 | \$619.10 | \$466.35 | \$567.55 | \$438.83 | \$534.06 | \$388.10 |
| 50 | \$510.53 | \$625.40 | \$532.57 | \$652.40 | \$488.22 | \$598.07 | \$459.41 | \$562.78 | \$406.30 |
| 51 | \$533.11 | \$653.06 | \$556.12 | \$681.25 | \$509.82 | \$624.53 | \$479.73 | \$587.67 | \$424.27 |
| 52 | \$557.98 | \$683.53 | \$582.07 | \$713.04 | \$533.60 | \$653.66 | \$502.11 | \$615.08 | \$444.06 |
| 53 | \$583.13 | \$714.33 | \$608.31 | \$745.18 | \$557.65 | \$683.12 | \$524.75 | \$642.82 | \$464.08 |
| 54 | \$610.29 | \$747.61 | \$636.64 | \$779.88 | \$583.62 | \$714.93 | \$549.19 | \$672.76 | \$485.69 |
| 55 | \$637.45 | \$780.88 | \$664.96 | \$814.58 | \$609.59 | \$746.75 | \$573.62 | \$702.68 | \$507.30 |
| 56 | \$666.89 | \$816.94 | \$695.68 | \$852.21 | \$637.75 | \$781.24 | \$600.12 | \$735.15 | \$530.73 |
| 57 | \$696.62 | \$853.36 | \$726.69 | \$890.20 | \$666.18 | \$816.07 | \$626.87 | \$767.92 | \$554.39 |
| 58 | \$728.35 | \$892.23 | \$759.79 | \$930.74 | \$696.52 | \$853.24 | \$655.42 | \$802.89 | \$579.64 |
| 59 | \$744.07 | \$911.49 | \$776.19 | \$950.83 | \$711.56 | \$871.66 | \$669.57 | \$820.22 | \$592.16 |
| 60 | \$775.80 | \$950.36 | \$809.29 | \$991.38 | \$741.90 | \$908.83 | \$698.12 | \$855.20 | \$617.41 |
| 61 | \$803.24 | \$983.97 | \$837.91 | \$1,026.44 | \$768.14 | \$940.97 | \$722.82 | \$885.45 | \$639.25 |
| 62 | \$821.25 | \$1,006.03 | \$856.70 | \$1,049.46 | \$785.36 | \$962.07 | \$739.02 | \$905.30 | \$653.58 |
| 63 | \$843.83 | \$1,033.69 | \$880.26 | \$1,078.32 | \$806.96 | \$988.53 | \$759.34 | \$930.19 | \$671.55 |
| 64+ | \$857.55 | \$1,050.50 | \$894.57 | \$1,095.85 | \$820.08 | \$1,004.60 | \$820.08 | \$1,004.60 | \$820.08 |

Company Name:
Market:
Product:
Effective Date of Rates:

| | | | | | | | | | | |
|-------------------------------|-------------------------------|-------------------------------|--|--|-------------------------------|-------------------------------|-----------------------------------|-----------------------------------|---|---|
| HIOS Plan ID (On Exchange)=> | 79279PA0080001 | 79279PA0080001 | 79279PA0080003 | 79279PA0080003 | 79279PA0080002 | 79279PA0080002 | N/A | N/A | 79279PA0100001 | 79279PA0100001 |
| HIOS Plan ID (Off Exchange)=> | 79279PA0080001 | 79279PA0080001 | 79279PA0080003 | 79279PA0080003 | 79279PA0080002 | 79279PA0080002 | 79279PA0090001 | 79279PA0090001 | 79279PA0100001 | 79279PA0100001 |
| Plan Marketing Name => | Together Blue EPO Bronze 3900 | Together Blue EPO Bronze 3900 | Together Blue EPO Bronze 7800 - 1 Free PCP Visit | Together Blue EPO Bronze 7800 - 1 Free PCP Visit | Together Blue EPO Bronze 7900 | Together Blue EPO Bronze 7900 | Together Blue EPO Bronze 6750 HSA | Together Blue EPO Bronze 6750 HSA | Together Blue Major Events EPO 8150 - 3 Free PCP Visits | Together Blue Major Events EPO 8150 - 3 Free PCP Visits |
| Form # => | TB/EPO/HCA/DP | TB/EPO/HCA/DP | TB/EPO/HCA/DP | TB/EPO/HCA/DP | TB/EPO/HCA/DP | TB/EPO/HCA/DP | TB/EPO/HCA/DP | TB/EPO/HCA/DP | TB/CAT/EPO/HCA/DP | TB/CAT/EPO/HCA/DP |
| Rating Area => | Area 1 | Area 4 | Area 1 | Area 4 | Area 1 | Area 4 | Area 1 | Area 4 | Area 1 | Area 4 |
| Network => | L | L | L | L | L | L | L | L | L | L |
| Metal => | Bronze | Bronze | Bronze | Bronze | Bronze | Bronze | Bronze | Bronze | Catastrophic | Catastrophic |
| Deductible => | 3900 | 3900 | 7800 | 7800 | 7900 | 7900 | 6750 | 6750 | 8150 | 8150 |
| Coinsurance => | 60% | 60% | 60% | 60% | 100% | 100% | 100% | 100% | 100% | 100% |
| Copays => | \$60 PCP | \$60 PCP | \$0 (Visit 1); then 60% after Ded. PCP | \$0 (Visit 1); then 60% after Ded. PCP | N/A | N/A | N/A | N/A | \$0 (Visits 1-3); then 100% after Ded. PCP | \$0 (Visits 1-3); then 100% after Ded. PCP |
| OOP Maximum => | 7900 | 7900 | 7900 | 7900 | 7900 | 7900 | 6750 | 6750 | 8150 | 8150 |
| Pediatric Dental (Yes/No) => | Yes | Yes | Yes | Yes | Yes | Yes | Yes | Yes | Yes | Yes |
| Age Band | Non-Tobacco | Tobacco | Non-Tobacco | Tobacco | Non-Tobacco | Tobacco | Non-Tobacco | Tobacco | Non-Tobacco | Tobacco |
| 0 - 14 | \$149.89 | \$149.89 | \$149.89 | \$149.89 | \$151.18 | \$151.18 | \$151.18 | \$151.18 | \$149.08 | \$149.08 |
| 15 | \$163.22 | \$163.22 | \$163.22 | \$163.22 | \$164.62 | \$164.62 | \$164.62 | \$164.62 | \$162.34 | \$162.34 |
| 16 | \$168.31 | \$168.31 | \$168.31 | \$168.31 | \$169.76 | \$169.76 | \$169.76 | \$169.76 | \$167.40 | \$167.40 |
| 17 | \$173.41 | \$173.41 | \$173.41 | \$173.41 | \$174.89 | \$174.89 | \$174.89 | \$174.89 | \$172.47 | \$172.47 |
| 18 | \$178.89 | \$178.89 | \$178.89 | \$178.89 | \$180.43 | \$180.43 | \$180.43 | \$180.43 | \$177.93 | \$177.93 |
| 19 | \$184.38 | \$184.38 | \$184.38 | \$184.38 | \$185.96 | \$185.96 | \$185.96 | \$185.96 | \$183.38 | \$183.38 |
| 20 | \$190.06 | \$190.06 | \$190.06 | \$190.06 | \$191.69 | \$191.69 | \$191.69 | \$191.69 | \$189.03 | \$189.03 |
| 21 | \$195.94 | \$200.84 | \$195.94 | \$200.84 | \$197.62 | \$202.56 | \$197.62 | \$202.56 | \$194.88 | \$199.75 |
| 22 | \$195.94 | \$200.84 | \$195.94 | \$200.84 | \$197.62 | \$202.56 | \$197.62 | \$202.56 | \$194.88 | \$199.75 |
| 23 | \$195.94 | \$200.84 | \$195.94 | \$200.84 | \$197.62 | \$202.56 | \$197.62 | \$202.56 | \$194.88 | \$199.75 |
| 24 | \$195.94 | \$200.84 | \$195.94 | \$200.84 | \$197.62 | \$202.56 | \$197.62 | \$202.56 | \$194.88 | \$199.75 |
| 25 | \$196.72 | \$201.64 | \$196.72 | \$201.64 | \$198.41 | \$203.37 | \$198.41 | \$203.37 | \$195.66 | \$200.55 |
| 26 | \$200.64 | \$205.66 | \$200.64 | \$205.66 | \$202.36 | \$207.42 | \$202.36 | \$207.42 | \$199.56 | \$204.55 |
| 27 | \$205.35 | \$210.48 | \$205.35 | \$210.48 | \$207.11 | \$212.29 | \$207.11 | \$212.29 | \$204.23 | \$209.34 |
| 28 | \$212.99 | \$218.31 | \$212.99 | \$218.31 | \$214.81 | \$220.18 | \$214.81 | \$220.18 | \$211.83 | \$217.13 |
| 29 | \$219.26 | \$224.74 | \$219.26 | \$224.74 | \$221.14 | \$226.67 | \$221.14 | \$226.67 | \$218.07 | \$223.52 |
| 30 | \$222.39 | \$227.95 | \$222.39 | \$227.95 | \$224.30 | \$229.91 | \$224.30 | \$229.91 | \$221.19 | \$226.72 |
| 31 | \$227.09 | \$232.77 | \$227.09 | \$232.77 | \$229.04 | \$234.77 | \$229.04 | \$234.77 | \$225.87 | \$231.52 |
| 32 | \$231.80 | \$237.60 | \$231.80 | \$237.60 | \$233.78 | \$239.62 | \$233.78 | \$239.62 | \$226.63 | \$232.04 |
| 33 | \$234.74 | \$240.61 | \$234.74 | \$240.61 | \$236.75 | \$242.67 | \$236.75 | \$242.67 | \$229.51 | \$235.02 |
| 34 | \$237.87 | \$243.82 | \$237.87 | \$243.82 | \$239.91 | \$245.91 | \$239.91 | \$245.91 | \$232.57 | \$238.08 |
| 35 | \$239.44 | \$245.43 | \$239.44 | \$245.43 | \$241.49 | \$247.53 | \$241.49 | \$247.53 | \$234.10 | \$240.01 |
| 36 | \$241.01 | \$247.04 | \$241.01 | \$247.04 | \$243.07 | \$249.15 | \$243.07 | \$249.15 | \$235.64 | \$241.55 |
| 37 | \$242.57 | \$248.63 | \$242.57 | \$248.63 | \$244.65 | \$250.77 | \$244.65 | \$250.77 | \$237.16 | \$243.07 |
| 38 | \$244.14 | \$250.24 | \$244.14 | \$250.24 | \$246.23 | \$252.39 | \$246.23 | \$252.39 | \$238.70 | \$244.61 |
| 39 | \$247.28 | \$253.46 | \$247.28 | \$253.46 | \$249.40 | \$255.64 | \$249.40 | \$255.64 | \$241.77 | \$247.68 |
| 40 | \$250.41 | \$257.45 | \$250.41 | \$257.45 | \$252.56 | \$258.72 | \$252.56 | \$258.72 | \$249.06 | \$254.94 |
| 41 | \$255.11 | \$261.90 | \$255.11 | \$261.90 | \$257.30 | \$263.42 | \$257.30 | \$263.42 | \$254.73 | \$260.87 |
| 42 | \$259.62 | \$266.44 | \$259.62 | \$266.44 | \$261.85 | \$267.97 | \$261.85 | \$267.97 | \$258.22 | \$264.15 |
| 43 | \$265.89 | \$272.96 | \$265.89 | \$272.96 | \$268.17 | \$274.29 | \$268.17 | \$274.29 | \$265.45 | \$271.40 |
| 44 | \$273.73 | \$280.86 | \$273.73 | \$280.86 | \$276.08 | \$282.20 | \$276.08 | \$282.20 | \$272.25 | \$278.16 |
| 45 | \$282.94 | \$289.97 | \$282.94 | \$289.97 | \$285.36 | \$291.68 | \$285.36 | \$291.68 | \$275.85 | \$281.76 |
| 46 | \$293.91 | \$300.94 | \$293.91 | \$300.94 | \$296.43 | \$302.75 | \$296.43 | \$302.75 | \$286.32 | \$292.23 |
| 47 | \$306.25 | \$313.26 | \$306.25 | \$313.26 | \$308.88 | \$315.00 | \$308.88 | \$315.00 | \$304.60 | \$310.54 |
| 48 | \$320.36 | \$327.37 | \$320.36 | \$327.37 | \$323.11 | \$329.23 | \$323.11 | \$329.23 | \$318.63 | \$324.59 |
| 49 | \$334.27 | \$341.28 | \$334.27 | \$341.28 | \$337.14 | \$343.26 | \$337.14 | \$343.26 | \$338.04 | \$344.06 |
| 50 | \$349.95 | \$356.96 | \$349.95 | \$356.96 | \$352.95 | \$359.07 | \$352.95 | \$359.07 | \$348.06 | \$354.07 |
| 51 | \$365.43 | \$372.44 | \$365.43 | \$372.44 | \$368.56 | \$374.68 | \$368.56 | \$374.68 | \$357.25 | \$363.26 |
| 52 | \$382.47 | \$389.48 | \$382.47 | \$389.48 | \$385.75 | \$391.87 | \$385.75 | \$391.87 | \$377.69 | \$383.70 |
| 53 | \$399.72 | \$406.73 | \$399.72 | \$406.73 | \$409.04 | \$415.16 | \$409.04 | \$415.16 | \$394.14 | \$400.15 |
| 54 | \$418.33 | \$425.34 | \$418.33 | \$425.34 | \$421.92 | \$428.04 | \$421.92 | \$428.04 | \$411.89 | \$417.90 |
| 55 | \$436.95 | \$443.96 | \$436.95 | \$443.96 | \$440.69 | \$446.81 | \$440.69 | \$446.81 | \$429.65 | \$435.66 |
| 56 | \$457.13 | \$464.14 | \$457.13 | \$464.14 | \$461.05 | \$467.17 | \$461.05 | \$467.17 | \$448.90 | \$454.91 |
| 57 | \$477.51 | \$484.52 | \$477.51 | \$484.52 | \$481.60 | \$487.72 | \$481.60 | \$487.72 | \$468.34 | \$474.35 |
| 58 | \$499.26 | \$506.27 | \$499.26 | \$506.27 | \$503.54 | \$509.66 | \$503.54 | \$509.66 | \$489.08 | \$495.09 |
| 59 | \$510.03 | \$517.04 | \$510.03 | \$517.04 | \$514.40 | \$520.52 | \$514.40 | \$520.52 | \$505.33 | \$511.34 |
| 60 | \$531.78 | \$538.79 | \$531.78 | \$538.79 | \$536.34 | \$542.46 | \$536.34 | \$542.46 | \$526.08 | \$532.09 |
| 61 | \$550.59 | \$557.60 | \$550.59 | \$557.60 | \$555.31 | \$561.43 | \$555.31 | \$561.43 | \$547.61 | \$553.62 |
| 62 | \$562.94 | \$569.95 | \$562.94 | \$569.95 | \$567.76 | \$573.88 | \$567.76 | \$573.88 | \$558.99 | \$565.00 |
| 63 | \$578.41 | \$585.42 | \$578.41 | \$585.42 | \$583.37 | \$589.49 | \$583.37 | \$589.49 | \$570.73 | \$576.74 |
| 64+ | \$587.82 | \$594.83 | \$587.82 | \$594.83 | \$592.86 | \$598.98 | \$592.86 | \$598.98 | \$584.64 | \$590.65 |

**Highmark Coverage Advantage
Individual
Plan Design Summary**

| HIOS Plan ID | Plan Marketing Name | Product | Metal | On/Off Exchange | Network | Rating Area | Counties Covered |
|----------------|---|---------|--------------|-----------------|---------|-------------|-----------------------------|
| 79279PA0080009 | Together Blue EPO Platinum 200 - 2 Free PCP Visits | EPO | Platinum | On/Off | L | 1, 4 | Allegheny, Erie, Washington |
| 79279PA0080008 | Together Blue EPO Gold 0 - 2 Free PCP Visits | EPO | Gold | On/Off | L | 1, 4 | Allegheny, Erie, Washington |
| 79279PA0080006 | Together Blue EPO Gold 800 - 2 Free PCP Visits | EPO | Gold | On/Off | L | 1, 4 | Allegheny, Erie, Washington |
| 79279PA0130001 | Together Blue EPO Gold 800 - 2 Free PCP Visits + Adult Dental and Vision | EPO | Gold | On/Off | L | 1, 4 | Allegheny, Erie, Washington |
| 79279PA0120001 | Together Blue Care Advantage EPO Gold 800 - 2 Free PCP Visits | EPO | Gold | On/Off | L | 1, 4 | Allegheny, Erie, Washington |
| 79279PA0110001 | Together Blue Care Advantage EPO Gold 800 - 2 Free PCP Visits + Adult Dental and Vision | EPO | Gold | On/Off | L | 1, 4 | Allegheny, Erie, Washington |
| 79279PA0080004 | Together Blue EPO Silver 2900 - 2 Free PCP Visits | EPO | Silver | On/Off | L | 1, 4 | Allegheny, Erie, Washington |
| 79279PA0090002 | Together Blue EPO Silver 3950 HSA | EPO | Silver | On/Off | L | 1, 4 | Allegheny, Erie, Washington |
| 79279PA0090003 | Together Blue EPO Silver 1750 HSA | EPO | Silver | Off | L | 1, 4 | Allegheny, Erie, Washington |
| 79279PA0080001 | Together Blue EPO Bronze 3900 | EPO | Bronze | On/Off | L | 1, 4 | Allegheny, Erie, Washington |
| 79279PA0080003 | Together Blue EPO Bronze 7800 - 1 Free PCP Visit | EPO | Bronze | On/Off | L | 1, 4 | Allegheny, Erie, Washington |
| 79279PA0080002 | Together Blue EPO Bronze 7900 | EPO | Bronze | On/Off | L | 1, 4 | Allegheny, Erie, Washington |
| 79279PA0090001 | Together Blue EPO Bronze 6750 HSA | EPO | Bronze | Off | L | 1, 4 | Allegheny, Erie, Washington |
| 79279PA0100001 | Together Blue Major Events EPO 8150 - 3 Free PCP Visits | EPO | Catastrophic | On/Off | L | 1, 4 | Allegheny, Erie, Washington |

Company Name Highmark Coverage Advantage
Market Individual
RATES FOR AGE 21, NON-TOBACCO USER, BY RATING AREA AND COUNTY

| 02-01-2019 Number of Covered Lives by Rating County | | | | |
|---|---|---------|--------------|-----------------|
| HIOS Plan ID | Plan Marketing Name | Product | Metal | On/Off Exchange |
| 79279PA0080009 | Together Blue EPO Platinum 200 - 2 Free PCP Visits | EPO | Platinum | On/Off |
| 79279PA0080008 | Together Blue EPO Gold 0 - 2 Free PCP Visits | EPO | Gold | On/Off |
| 79279PA0080006 | Together Blue EPO Gold 800 - 2 Free PCP Visits | EPO | Gold | On/Off |
| 79279PA0130001 | Together Blue EPO Gold 800 - 2 Free PCP Visits + A | EPO | Gold | On/Off |
| 79279PA0120001 | Together Blue Care Advantage EPO Gold 800 - 2 Free PCP Visits | EPO | Gold | On/Off |
| 79279PA0110001 | Together Blue Care Advantage EPO Gold 800 - 2 Free PCP Visits | EPO | Gold | On/Off |
| 79279PA0080004 | Together Blue EPO Silver 2900 - 2 Free PCP Visits | EPO | Silver | On/Off |
| 79279PA0090002 | Together Blue EPO Silver 3950 HSA | EPO | Silver | On/Off |
| 79279PA0090003 | Together Blue EPO Silver 1750 HSA | EPO | Silver | Off |
| 79279PA0080001 | Together Blue EPO Bronze 3900 | EPO | Bronze | On/Off |
| 79279PA0080003 | Together Blue EPO Bronze 7800 - 1 Free PCP Visit | EPO | Bronze | On/Off |
| 79279PA0080002 | Together Blue EPO Bronze 7900 | EPO | Bronze | On/Off |
| 79279PA0090001 | Together Blue EPO Bronze 6750 HSA | EPO | Bronze | Off |
| 79279PA0100001 | Together Blue Major Events EPO 8150 - 3 Free PCP Visits | EPO | Catastrophic | On/Off |

RATING AREA 1

| 0 | 0 | 0 | 0 | 0 | 0 | 0 | 0 |
|----------|---------|------|--------|--------|--------|---------|--------|
| Crawford | Clarion | Erie | Forest | Mckean | Mercer | Venango | Warren |

RATING AREA 2

| 0 | 0 | 0 |
|-----|---------|--------|
| Elk | Cameron | Potter |

\$416.84
\$268.73
\$276.84
\$288.80
\$285.85
\$298.20
\$273.36
\$257.22
\$227.48
\$195.94
\$197.62
\$186.90
\$194.87
\$156.37

Company Name Highmark Coverage Advantage

Market Individual

RATES FOR AGE 21, NON-TOBACCO USER, BY RATING AREA AND COUNTY

| | | | | | RATING AREA 3 | | | | | | | | | | | | | |
|---|---|---------|--------------|-----------------|---------------|--------|---------|------------|---------|----------|--------|------|----------|-------------|-------|-------|---------|--|
| 02-01-2019 Number of Covered Lives by Rating County | | | | | 0 | 0 | 0 | 0 | 0 | 0 | 0 | 0 | 0 | 0 | 0 | 0 | 0 | |
| HIOS Plan ID | Plan Marketing Name | Product | Metal | On/Off Exchange | Bradford | Carbon | Clinton | Lackawanna | Luzerne | Lycoming | Monroe | Pike | Sullivan | Susquehanna | Tioga | Wayne | Wyoming | |
| 79279PA0080009 | Together Blue EPO Platinum 200 - 2 Free PCP Visits | EPO | Platinum | On/Off | | | | | | | | | | | | | | |
| 79279PA0080008 | Together Blue EPO Gold 0 - 2 Free PCP Visits | EPO | Gold | On/Off | | | | | | | | | | | | | | |
| 79279PA0080006 | Together Blue EPO Gold 800 - 2 Free PCP Visits | EPO | Gold | On/Off | | | | | | | | | | | | | | |
| 79279PA0130001 | Together Blue EPO Gold 800 - 2 Free PCP Visits + A | EPO | Gold | On/Off | | | | | | | | | | | | | | |
| 79279PA0120001 | Together Blue Care Advantage EPO Gold 800 - 2 Free PCP Visits | EPO | Gold | On/Off | | | | | | | | | | | | | | |
| 79279PA0110001 | Together Blue Care Advantage EPO Gold 800 - 2 Free PCP Visits | EPO | Gold | On/Off | | | | | | | | | | | | | | |
| 79279PA0080004 | Together Blue EPO Silver 2900 - 2 Free PCP Visits | EPO | Silver | On/Off | | | | | | | | | | | | | | |
| 79279PA0090002 | Together Blue EPO Silver 3950 HSA | EPO | Silver | On/Off | | | | | | | | | | | | | | |
| 79279PA0090003 | Together Blue EPO Silver 1750 HSA | EPO | Silver | Off | | | | | | | | | | | | | | |
| 79279PA0080001 | Together Blue EPO Bronze 3900 | EPO | Bronze | On/Off | | | | | | | | | | | | | | |
| 79279PA0080003 | Together Blue EPO Bronze 7800 - 1 Free PCP Visits | EPO | Bronze | On/Off | | | | | | | | | | | | | | |
| 79279PA0080002 | Together Blue EPO Bronze 7900 | EPO | Bronze | On/Off | | | | | | | | | | | | | | |
| 79279PA0090001 | Together Blue EPO Bronze 6750 HSA | EPO | Bronze | Off | | | | | | | | | | | | | | |
| 79279PA0100001 | Together Blue Major Events EPO 8150 - 3 Free PCP Visits | EPO | Catastrophic | On/Off | | | | | | | | | | | | | | |

Company Name Highmark Coverage Advantage

Market Individual

RATES FOR AGE 21, NON-TOBACCO USER, BY RATING AREA AND COUNTY

| 02-01-2019 Number of Covered Lives by Rating County | | | | |
|---|---|---------|--------------|-----------------|
| HIOS Plan ID | Plan Marketing Name | Product | Metal | On/Off Exchange |
| 79279PA0080009 | Together Blue EPO Platinum 200 - 2 Free PCP Visits | EPO | Platinum | On/Off |
| 79279PA0080008 | Together Blue EPO Gold 0 - 2 Free PCP Visits | EPO | Gold | On/Off |
| 79279PA0080006 | Together Blue EPO Gold 800 - 2 Free PCP Visits | EPO | Gold | On/Off |
| 79279PA0130001 | Together Blue EPO Gold 800 - 2 Free PCP Visits + A | EPO | Gold | On/Off |
| 79279PA0120001 | Together Blue Care Advantage EPO Gold 800 - 2 Free PCP Visits | EPO | Gold | On/Off |
| 79279PA0110001 | Together Blue Care Advantage EPO Gold 800 - 2 Free PCP Visits | EPO | Gold | On/Off |
| 79279PA0080004 | Together Blue EPO Silver 2900 - 2 Free PCP Visits | EPO | Silver | On/Off |
| 79279PA0090002 | Together Blue EPO Silver 3950 HSA | EPO | Silver | On/Off |
| 79279PA0090003 | Together Blue EPO Silver 1750 HSA | EPO | Silver | Off |
| 79279PA0080001 | Together Blue EPO Bronze 3900 | EPO | Bronze | On/Off |
| 79279PA0080003 | Together Blue EPO Bronze 7800 - 1 Free PCP Visit | EPO | Bronze | On/Off |
| 79279PA0080002 | Together Blue EPO Bronze 7900 | EPO | Bronze | On/Off |
| 79279PA0090001 | Together Blue EPO Bronze 6750 HSA | EPO | Bronze | Off |
| 79279PA0100001 | Together Blue Major Events EPO 8150 - 3 Free PCP Visits | EPO | Catastrophic | On/Off |

RATING AREA 4

| 0 | 0 | 0 | 0 | 0 | 0 | 0 | 0 | 0 | 0 |
|-----------|-----------|--------|--------|---------|--------|---------|----------|------------|--------------|
| Allegheny | Armstrong | Beaver | Butler | Fayette | Greene | Indiana | Lawrence | Washington | Westmoreland |
| \$416.84 | | | | | | | | \$416.84 | |
| \$268.73 | | | | | | | | \$268.73 | |
| \$276.84 | | | | | | | | \$276.84 | |
| \$288.80 | | | | | | | | \$288.80 | |
| \$285.85 | | | | | | | | \$285.85 | |
| \$298.20 | | | | | | | | \$298.20 | |
| \$273.36 | | | | | | | | \$273.36 | |
| \$257.22 | | | | | | | | \$257.22 | |
| \$227.48 | | | | | | | | \$227.48 | |
| \$195.94 | | | | | | | | \$195.94 | |
| \$197.62 | | | | | | | | \$197.62 | |
| \$186.90 | | | | | | | | \$186.90 | |
| \$194.87 | | | | | | | | \$194.87 | |
| \$156.37 | | | | | | | | \$156.37 | |

Company Name Highmark Coverage Advantage
Market Individual

RATES FOR AGE 21, NON-TOBACCO USER, BY RATING AREA AND COUNTY

| | | | | | RATING AREA 5 | | | | | | |
|---|--|---------|--------------|-----------------|---------------|-------|------------|---------|------------|-----------|----------|
| 02-01-2019 Number of Covered Lives by Rating County | | | | | 0 | 0 | 0 | 0 | 0 | 0 | 0 |
| HIOS Plan ID | Plan Marketing Name | Product | Metal | On/Off Exchange | Bedford | Blair | Clearfield | Cambria | Huntingdon | Jefferson | Somerset |
| 79279PA0080009 | Together Blue EPO Platinum 200 - 2 Free PCP Visits | EPO | Platinum | On/Off | | | | | | | |
| 79279PA0080008 | Together Blue EPO Gold 0 - 2 Free PCP Visits | EPO | Gold | On/Off | | | | | | | |
| 79279PA0080006 | Together Blue EPO Gold 800 - 2 Free PCP Visits | EPO | Gold | On/Off | | | | | | | |
| 79279PA0130001 | Together Blue EPO Gold 800 - 2 Free PCP Visits + A | EPO | Gold | On/Off | | | | | | | |
| 79279PA0120001 | Together Blue Care Advantage EPO Gold 800 - 2 Fr | EPO | Gold | On/Off | | | | | | | |
| 79279PA0110001 | Together Blue Care Advantage EPO Gold 800 - 2 Fr | EPO | Gold | On/Off | | | | | | | |
| 79279PA0080004 | Together Blue EPO Silver 2900 - 2 Free PCP Visits | EPO | Silver | On/Off | | | | | | | |
| 79279PA0090002 | Together Blue EPO Silver 3950 HSA | EPO | Silver | On/Off | | | | | | | |
| 79279PA0090003 | Together Blue EPO Silver 1750 HSA | EPO | Silver | Off | | | | | | | |
| 79279PA0080001 | Together Blue EPO Bronze 3900 | EPO | Bronze | On/Off | | | | | | | |
| 79279PA0080003 | Together Blue EPO Bronze 7800 - 1 Free PCP Visit | EPO | Bronze | On/Off | | | | | | | |
| 79279PA0080002 | Together Blue EPO Bronze 7900 | EPO | Bronze | On/Off | | | | | | | |
| 79279PA0090001 | Together Blue EPO Bronze 6750 HSA | EPO | Bronze | Off | | | | | | | |
| 79279PA0100001 | Together Blue Major Events EPO 8150 - 3 Free PCP | EPO | Catastrophic | On/Off | | | | | | | |

Company Name Highmark Coverage Advantage
Market Individual

RATES FOR AGE 21, NON-TOBACCO USER, BY RATING AREA AND COUNTY

| 02-01-2019 Number of Covered Lives by Rating County | | | | | RATING AREA 6 | | | | | | | | | | RATING AREA 7 | | | |
|---|---|---------|--------------|-----------------|---------------|----------|--------|---------|---------|-------------|----------------|------------|--------|-------|---------------|-------|-----------|------|
| | | | | | 0 | 0 | 0 | 0 | 0 | 0 | 0 | 0 | 0 | 0 | 0 | 0 | 0 | 0 |
| HIOS Plan ID | Plan Marketing Name | Product | Metal | On/Off Exchange | Centre | Columbia | Lehigh | Mifflin | Montour | Northampton | Northumberland | Schuylkill | Snyder | Union | Adams | Berks | Lancaster | York |
| 79279PA0080009 | Together Blue EPO Platinum 200 - 2 Free PCP Visits | EPO | Platinum | On/Off | | | | | | | | | | | | | | |
| 79279PA0080008 | Together Blue EPO Gold 0 - 2 Free PCP Visits | EPO | Gold | On/Off | | | | | | | | | | | | | | |
| 79279PA0080006 | Together Blue EPO Gold 800 - 2 Free PCP Visits | EPO | Gold | On/Off | | | | | | | | | | | | | | |
| 79279PA0130001 | Together Blue EPO Gold 800 - 2 Free PCP Visits + A | EPO | Gold | On/Off | | | | | | | | | | | | | | |
| 79279PA0120001 | Together Blue Care Advantage EPO Gold 800 - 2 Free PCP Visits | EPO | Gold | On/Off | | | | | | | | | | | | | | |
| 79279PA0110001 | Together Blue Care Advantage EPO Gold 800 - 2 Free PCP Visits | EPO | Gold | On/Off | | | | | | | | | | | | | | |
| 79279PA0080004 | Together Blue EPO Silver 2900 - 2 Free PCP Visits | EPO | Silver | On/Off | | | | | | | | | | | | | | |
| 79279PA0090002 | Together Blue EPO Silver 3950 HSA | EPO | Silver | On/Off | | | | | | | | | | | | | | |
| 79279PA0090003 | Together Blue EPO Silver 1750 HSA | EPO | Silver | Off | | | | | | | | | | | | | | |
| 79279PA0080001 | Together Blue EPO Bronze 3900 | EPO | Bronze | On/Off | | | | | | | | | | | | | | |
| 79279PA0080003 | Together Blue EPO Bronze 7800 - 1 Free PCP Visit | EPO | Bronze | On/Off | | | | | | | | | | | | | | |
| 79279PA0080002 | Together Blue EPO Bronze 7900 | EPO | Bronze | On/Off | | | | | | | | | | | | | | |
| 79279PA0090001 | Together Blue EPO Bronze 6750 HSA | EPO | Bronze | Off | | | | | | | | | | | | | | |
| 79279PA0100001 | Together Blue Major Events EPO 8150 - 3 Free PCP Visits | EPO | Catastrophic | On/Off | | | | | | | | | | | | | | |

Company Name Highmark Coverage Advantage

Market Individual

RATES FOR AGE 21, NON-TOBACCO USER, BY RATING AREA AND COUNTY

| 02-01-2019 Number of Covered Lives by Rating County | | | | |
|---|---|---------|--------------|-----------------|
| HIOS Plan ID | Plan Marketing Name | Product | Metal | On/Off Exchange |
| 79279PA0080009 | Together Blue EPO Platinum 200 - 2 Free PCP Visits | EPO | Platinum | On/Off |
| 79279PA0080008 | Together Blue EPO Gold 0 - 2 Free PCP Visits | EPO | Gold | On/Off |
| 79279PA0080006 | Together Blue EPO Gold 800 - 2 Free PCP Visits | EPO | Gold | On/Off |
| 79279PA0130001 | Together Blue EPO Gold 800 - 2 Free PCP Visits + A | EPO | Gold | On/Off |
| 79279PA0120001 | Together Blue Care Advantage EPO Gold 800 - 2 Free PCP Visits | EPO | Gold | On/Off |
| 79279PA0110001 | Together Blue Care Advantage EPO Gold 800 - 2 Free PCP Visits | EPO | Gold | On/Off |
| 79279PA0080004 | Together Blue EPO Silver 2900 - 2 Free PCP Visits | EPO | Silver | On/Off |
| 79279PA0090002 | Together Blue EPO Silver 3950 HSA | EPO | Silver | On/Off |
| 79279PA0090003 | Together Blue EPO Silver 1750 HSA | EPO | Silver | Off |
| 79279PA0080001 | Together Blue EPO Bronze 3900 | EPO | Bronze | On/Off |
| 79279PA0080003 | Together Blue EPO Bronze 7800 - 1 Free PCP Visit | EPO | Bronze | On/Off |
| 79279PA0080002 | Together Blue EPO Bronze 7900 | EPO | Bronze | On/Off |
| 79279PA0090001 | Together Blue EPO Bronze 6750 HSA | EPO | Bronze | Off |
| 79279PA0100001 | Together Blue Major Events EPO 8150 - 3 Free PCP Visits | EPO | Catastrophic | On/Off |

RATING AREA 8

| 0 | 0 | 0 | 0 | 0 |
|-------|---------|----------|------------|--------------|
| Bucks | Chester | Delaware | Montgomery | Philadelphia |

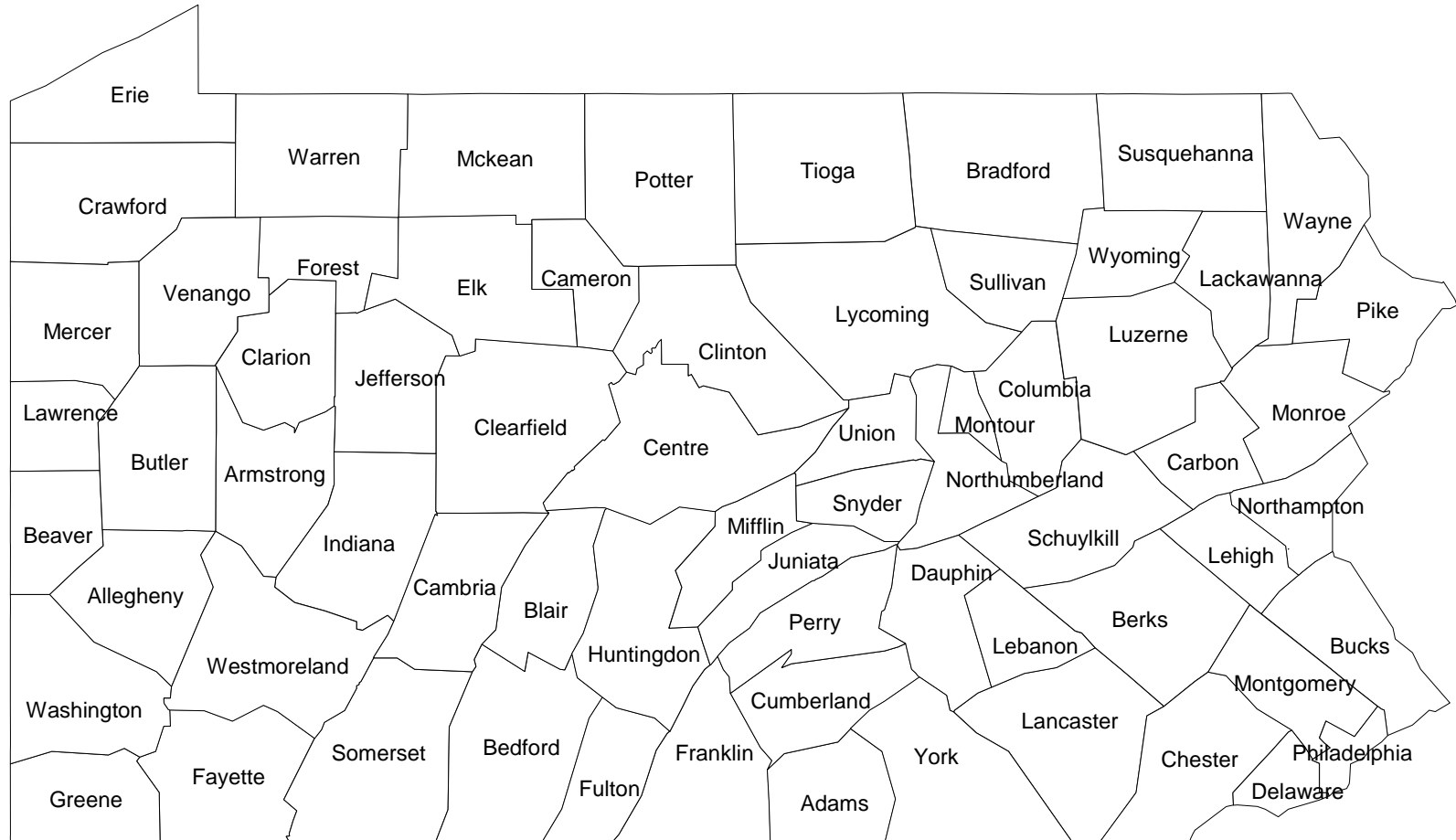
RATING AREA 9

| 0 | 0 | 0 | 0 | 0 | 0 | 0 |
|------------|---------|----------|--------|---------|---------|-------|
| Cumberland | Dauphin | Franklin | Fulton | Juniata | Lebanon | Perry |


2019 Service Area


Issuer: Highmark Coverage Advantage (HCA)

Market: Individual



Key (*modify as needed*)

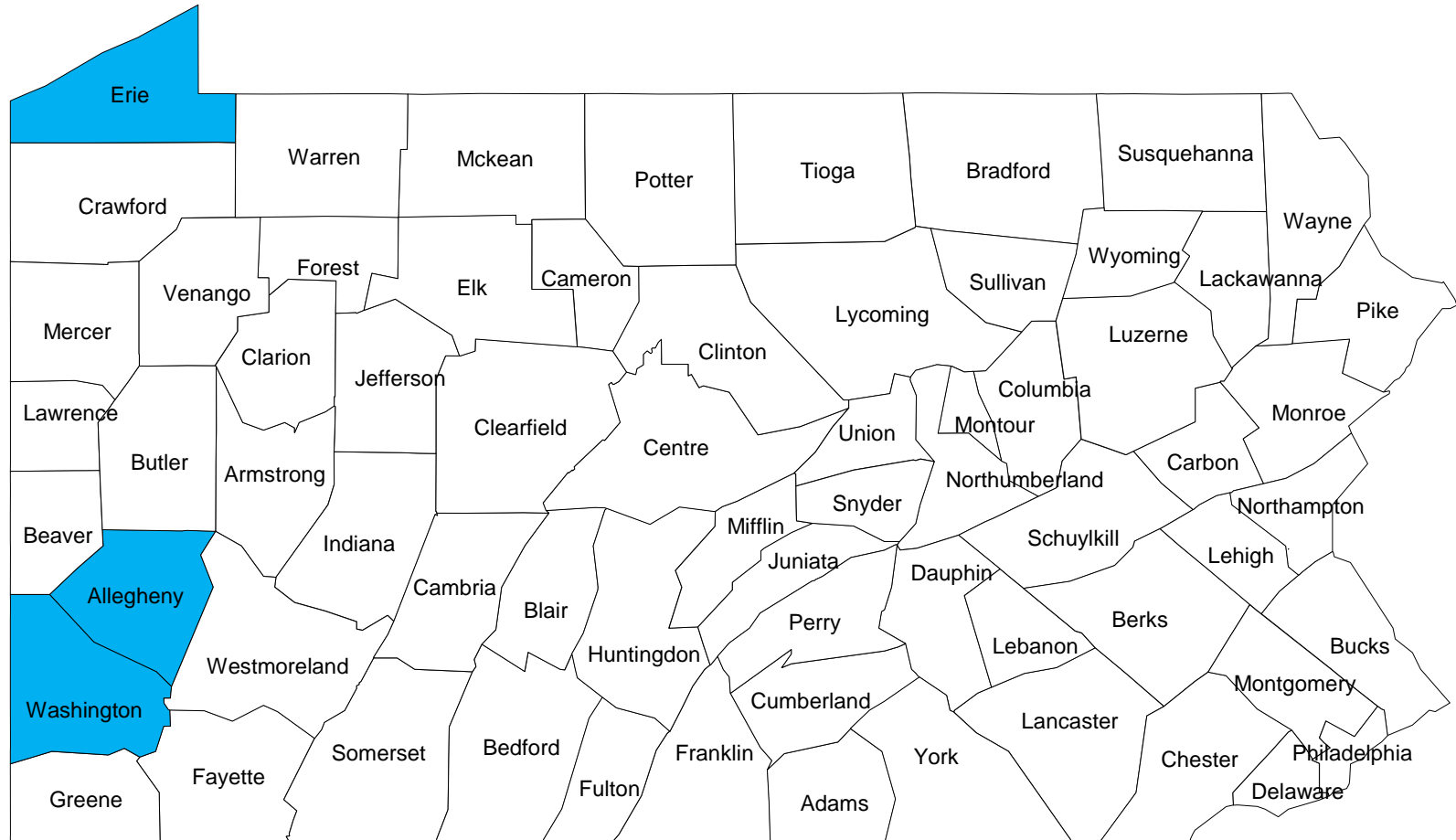
 : 2019 on-exchange service area

 : 2019 off-exchange only service area


2020 Service Area


Issuer: Highmark Coverage Advantage (HCA)

Market: Individual



Key (*modify as needed*)

 : 2020 on-exchange service area

 : 2020 off-exchange only service area



June 25, 2019

Mr. James Lavery, Actuary
Bureau of Life, Accident & Health Insurance
Commonwealth of Pennsylvania Insurance Department
1311 Strawberry Square
Harrisburg, PA 17120

Re: Highmark Coverage Advantage 2020 ACA Rate Filing (Individual Market)
Filing # 1A-DP-19-HCA (SERFF # HGHM-131904511)

Dear Mr. Lavery:

Enclosed are responses to your June 18, 2019 questions regarding SERFF Filing # HGHM-131904511. We have included your questions along with our responses for your convenience. Since the questions did not require changes to the originally submitted content, the Filing has not been revised at this time.

Should you have any further questions regarding this Filing, please feel free to contact me at [REDACTED] or via e-mail at: [REDACTED]

Sincerely,

[REDACTED]

[REDACTED]

Manager, Actuarial Services
Highmark Inc.

cc:

[REDACTED]

Enclosures

1. Section VI.1 of the Part III memo indicates that 2018 experience from Highmark Choice Company was adjusted for the expected 2020 HBG population. Please explain how it was adjusted and provide quantitative support. Also, please explain how the sources were blended as referenced in the second paragraph of that section and provide quantitative support.

Response:

Please see the attached exhibit labeled Q1 Response.

The manual rate is derived using the 2/1/2019 enrollment profile which is categorized into the following categories:

Renewal

- This represents our 2018 ACA members that reenrolled in HCC.

Other Highmark

- This represents the 2018 members from other Highmark markets such as group markets that enrolled in HCC.

Prior ACA

- This represents our 2017 ACA members that lapsed in 2018 and now reenrolled in HCC. We reviewed its 2017 ACA claims, trended to 2018, and used this as starting point to approximate the 2018 allowed claims.

New

- This represents the catch-all category of the remaining members that enrolled in HCC. The 2018 allowed PMPM was set to approximate the “Renewal” segment.

2. Why are you anticipating the same population for Highmark Coverage Advantage and Highmark Choice Company considering they are offering different a selection of plans?

Response:

The Highmark Choice Company (HCC) population most closely represents the population expected to enroll in Highmark Coverage Advantage (HCA) plans in 2020. The geographic footprint of the two entities aligns very closely and the majority of the plan designs are very similar between the two entities.

3. Please support the -25.51% capitation trend applied in the PAAM Table 3b.

Response:

The -25.51% capitation trend is due to a reduction in the pediatric vision capitation rate from the experience period to the projection period. The capitation weight in Table 3b is negligible signifying the actual PMPM reduction is minimal as well.

4. With respect to the data used to develop the manual rate, was the volume of large claims during the experience period unusually high or low? If so, was any adjustment made to reflect this?

Response:

In the development of the manual rate, the volume of large claims was assumed to be reasonably consistent from year to year. Due to the level of population changes that typically occur in the ACA individual market, it would be unreliable to explicitly make an adjustment based on current data. The morbidity factor adjustments implicitly account for large claim volume differences between populations.

5. Please explain the difference between the .721 network factor shown in Tables 7 and 9 of the PAAM exhibits, the .621 shown in Table 14 of the PAAM exhibits, and .620 shown in Attachment F of the PAAM. Please provide quantitative support for the first two factors.

Response:

The network factors shown in Table 14 and Attachment F are the medical only network factor as explained in the actuarial memorandum. The two values do not match because there was a slight typo in the factor shown on Table 14. The 0.620 value developed and supported in Attachment F is the correct value and it was the value used in the rate development. The value shown in Table 14 was for informational purposes only and thus did not impact the rate development. That said, HCA intends to update the Table 14 value later in the rate review process to ensure consistency. The 0.721 network factor shown in Tables 7 and 9 represents the overall network factor after weighting the medical, pharmacy, capitation, and dental components together. The resulting calculation is $0.721 = 0.620 \times 73.4\% \text{ medical benefit} + 1.000 \times 26.6\% \text{ other benefit categories}$.

6. Please explain how the each of the values in Attachment B were developed for HCA.

Response:

The issuer-specific factors included in rows 11 and 16 of Attachment B for the 2020 projection were developed for the population of members that comprised the manual rate development discussed in the response to Question 1 above. For sources of members where we had 2018 (or 2017) claims experience and diagnosis data, we utilized their risk scores in the calculation. For the “New” source of members where we did not have claims experience, we made an assumption regarding this category’s risk score based on a review of the claim level and risk score relativities of the other sources.

The statewide factors included in rows 13 and 18 of Attachment B for the 2020 projection were developed by starting with information from the following sources: (1) the PID’s 2018 RATEE study released on May 8, 2019, (2) the PID’s 1Q2019 Enrollment Survey released on April 23, 2019, and (3) the CMS Interim Summary Report for 2018 released on March 22, 2019. The attached exhibit labeled Q6 Response demonstrates how we used the information from these sources in order to derive the 2020 statewide average estimates shown in Attachment B. We assumed the statewide average premium will decrease by [REDACTED] in 2019 based on knowledge of approved rates and assumed no additional change for 2020. [REDACTED]

[REDACTED]. For the statewide average actuarial value and induced demand factors, we assumed [REDACTED]. All of these calculations can be found in the Q6 Response exhibit.

7. Please show the complete development of the 2.72% exchange fee, showing all adjustments.

Response:

Please see the attached exhibit labeled Q7 Response for the development of the 2.72% exchange fee.

8. For all plans, the paid to allowed ratios as shown in Attachment C, which does not include the CSR load or induced demand, is larger than the Metal AV in the URRT. What is driving these differences?

Response:

The paid-to-allowed ratios in Attachment C are the pricing factors which are determined using Highmark’s underlying ACA claims experience. Our actual paid-to-allowed factors have historically been higher than the factors from the HHS AV calculator. For on exchange Silver Plans, the pricing factors in Attachment C include the 1.20 CSR load.

The metal AV factors on URRT Worksheet 2 (line 1.6 or row 15), however, are derived using the HHS AV calculator which relies on standard national population claims experience and would not be aligned to the pricing AVs in general. The HHS AV calculator is helpful in determining the metal level of a given benefit plan which allows for ease in comparing the qualified health plans among the carriers.

9. Please provide substantial support for the 1.5 induced utilization factor for the platinum plan.

Response:

In the absence of recent historical platinum experience, HCA performed an assessment of the prevailing platinum induced utilization factors in the Pennsylvania individual market. This assessment revealed current platinum factors that were approximately 70% higher than corresponding bronze factors. In addition to this industry information, HCA also performed a review of historical Highmark data from 2016 and 2017 in regions where it offered platinum plans. This review of risk-adjusted allowed PMPMs for platinum plans versus bronze plans resulted in factors that directionally align with what was observed in the industry. Thus, HCA determined that an induced utilization factor of 1.5 would be appropriate.

10. We note that the benefit richness on Table 10 is not completely normalized (1.027 in L15). Please resubmit PAAM normalizing this adjustment.

Response:

The benefit richness factors in Table 10 of the PAAM were normalized. Please see Attachment C for a demonstration that the normalized benefit richness factors composite to 1.000 by weighting on the projected enrollment. Table 10 weights the normalized factors by snapshot enrollment rather than projected enrollment, which is why the total value on Table 10 is not 1.000.

11. Please provide quantitative support for the 4.3% adjustment for benefits in addition to EHB.

Response:

HCA intends to offer two plans that include benefits in addition to EHB. Specifically, the additional benefits include an adult dental benefit and an adult vision benefit. For the adult dental benefit, HCA relied on a cost estimate from United Concordia Dental (UCD). UCD estimated this benefit to be worth \$16.53 PMPM on an allowed basis. For the adult vision benefit, HCA relied on a cost estimate from its Vision Underwriting department. The allowed basis cost estimate for the vision benefit was \$6.89 PMPM. Together, these two benefits were estimated to be worth \$23.42 PMPM ($= \$16.53 + \6.89). The multiplicative factor of 4.3% used in Table 10 and Worksheet 2 of the URRT equals the \$23.42 PMPM divided by the \$542.17 PMPM Projected Index Rate from Table 5.

12. Please explain how the 0.92 catastrophic plan adjustment factor was developed.

Response:

The 0.92 factor is intended to represent the expected impact of the unique catastrophic plan eligibility category, which is one of the permitted plan-level adjustments to the index rate. Given the leaner benefit design of catastrophic plan, separate risk adjustment and greater eligibility by younger individuals, it was reasonable to assume that a reduction factor (i.e. a factor less than 1.0) was appropriate. This factor was developed in our initial ACA rate filing for the 2014 Plan Year and was based on data and analysis from outside consultants with better access to industry data. The development of the 0.92 factor took into consideration the compressed age curve, along with the eligibility restrictions for catastrophic plans. We have continued to use the same factor in each subsequent year. Similar factors are used by other issuers in the market and the resulting premium rates are in line with other issuers in the marketplace, supporting the reasonability and appropriateness of this factor.

13. Please provide quantitative support for the Projected MLR of 86.8%.

Response:

Please see the attached exhibit labeled Q13 Response for the development of the 86.8% Projected MLR.

**14. a) Please provide quantitative support for the health insurer fee
b) Provide the actual paid HIT fees on a pmpm and percent of premium for calendar years 2018 and 2016.**

Response:

- a) The first step in calculating the health insurer fee is estimating the industry-wide fee to be collected as well as the industry-wide eligible premium in billions of dollars based on historical amounts. The ratio of these two estimates produces an estimated percentage of premium. Second, this percentage of premium is multiplied by our company-specific projected 2019 premium to derive an estimate of the dollars expected to be assessed in 2020. Finally, these estimated dollars are then divided by our company-specific projected 2020 premium to derive an estimate of the percentage of premium need to be built into the rate filing. This amount is 2.14%, which is further divided by (1 - 0.21) to account for the income tax rate. The resulting value is 2.71%. The pricing assumption was set at 2.8% given the potential fluctuation in the estimates outlined above.
- b) This issuer did not offer individual market plans in 2016 or 2018.

The following are additional questions or comments from the PID:

1. Please confirm that you have tested to ensure that the rates in Table 11 of the Actuarial Memorandum Exhibits, the PA Plan Design Summary and Rate Tables, the Federal Rates Template, and in the binder are identical.

Response:

We have tested and confirmed that the rates in Table 11 of the Actuarial Memorandum Exhibits, the PA Plan Design Summary and Rate Tables, the Federal Rates Template, and in the binder are identical.

2. Regarding Risk Adjustment Data Validation process (RADV):

- a) Please describe any adjustments or considerations made due to the Risk Adjustment Data Validation process (RADV).
- b) As you know CMS is performing a risk adjustment validation starting with 2017 risk adjustment data. We are considering allowing an estimate of the impact of risk adjustment modifications in rate filings as an adjustment to the projected risk adjustment. Before implementation, we are soliciting feedback from our issuers on the pros and cons of the inclusion of this adjustment. If allowed, all issuers would be required to submit an estimate. The estimate may be \$0. Please provide any feedback that you would like us to consider.

Response:

- a) The Company did consider whether or not any adjustment to projected experience was warranted due to the RADV process. However, since this process was only recently implemented, with 2017 results only recently released, we believe that it is too soon to make any assumptions in our projections regarding the anticipated level of payments or recoveries from this program.
- b) We provide the following additional considerations in assessing whether or not future adjustments would be practicable:

- Overall, this program is designed to be revenue neutral across the market. So absent any reliable market-wide analysis, it would be equally likely that a company would receive a payment or would be required to make a contribution.
- The consideration of risk score adjustments from the RADV process is dependent upon the entirety of market participants, and each participant's ultimate condition profile. These risk profiles are generally not known and could fluctuate from year to year.
- The Individual market results for 2017 in Pennsylvania showed that a small risk score adjustment would be made for the 2018 risk adjustment transfer results. However, it has not been demonstrated that such an adjustment would tend to persist year over year. Furthermore, an adjustment could be made in the opposite direction in a future year.
- Although we have not adjusted for the RADV process in our 2020 experience projection, we believe that such an adjustment may be warranted in future rate development periods if the process exhibits a reasonable level of predictability and recurrence. This may not be known until several years beyond the initial implementation.

3. We have repurposed row 54 of Table 6 to capture RA User Fees. Please provide the RA User Fee percentage and pmpm amount in cells C54 and D54, respectively.

Response:

We intend to make this update to the template later in the review process so that if there are other subsequent updates needed, the number of document versions produced can be minimized.

4. For the expanded bronze plans, please demonstrate that the copay is less than or equal to 50% coinsurance for that category.

Response:

The Prescription Drug Benefit Plan provides three major services of coverage (as defined on page 94142 of the 2018 Notice of Benefit and Payment Parameters) that are less than or equal to 50% coinsurance and available prior to any deductible. These services include: generic drugs, specialty drugs, and preferred brand drugs. The coinsurance percentages and certifications of the values corresponding to these categories can be found in the AV screenshots and Certifications documents provided as a separate attachments with the initial SERFF submission.

Highmark Coverage Advantage

Individual Market

Response to Objection 1 - Question 1

| | Projected 2020 ACA Segment | | | | |
|------------------------|----------------------------|----------------|-----------|----------|----------|
| | Renewal | Other Highmark | Prior ACA | New | Total |
| Member Months | 102,920 | 5,718 | 7,147 | 27,159 | 142,944 |
| Member Month % | 72% | 4% | 5% | 19% | 100% |
| Risk Score | ■ | ■ | ■ | ■ | ■ |
| Completed Allowed PMPM | \$649.17 | \$734.59 | \$438.69 | \$594.82 | \$631.73 |

Highmark Coverage Advantage

Individual Market

Response to Objection 1 - Question 6

| Statewide Assumptions | Starting Value for 2020 Projection | Source of Starting Value | Adjustment for 2020 | 2020 Factor on Attachment B |
|------------------------------|------------------------------------|--------------------------|---------------------|-----------------------------|
| Non-Catastrophic Pool | | | | |
| State Avg Premium | | | | |
| Member Months | | | | |
| Billable Member Months | | | | |
| HHS Risk Score | | | | |
| Allowable Rating Factor | | | | |
| Geo Cost Factor | | | | |
| Induced Demand Factor | | | | |
| Actuarial Value | | | | |
| Catastrophic Pool | | | | |
| State Avg Premium | | | | |
| Member Months | | | | |
| Billable Member Months | | | | |
| HHS Risk Score | | | | |
| Allowable Rating Factor | | | | |
| Geo Cost Factor | | | | |
| Induced Demand Factor | | | | |
| Actuarial Value | | | | |

1Q2019 PID Enrollment Survey

Source: April 23, 2019 email from PID

| Metal | 1Q2019 Mix | | Estimated 2019 Factors | |
|----------|------------|--------|------------------------|-------|
| | MMs | % | AV | IDF |
| Platinum | 6,258 | 0.5% | 0.90 | 1.15 |
| Gold | 276,843 | 20.9% | 0.80 | 1.08 |
| Silver | 737,345 | 55.7% | 0.70 | 1.03 |
| Bronze | 303,227 | 22.9% | 0.60 | 1.00 |
| Total | 1,323,673 | 100.0% | 0.699 | 1.034 |

Estimated Annual 2019 MMs: 5,029,957

Highmark Coverage Advantage

Individual Market

Response to Objection 1 - Question 7

| Description | Calculation |
|---|--------------|
| Exchange User Fee | 3% |
| <u>Projected On Exchange Membership</u> | <u>76%</u> |
| Exchange User Fee (% of Premium) | 2.28% |
| Projected Paid to Allowed Ratio | 0.818 |
| Catastrophic Eligibility Adjustment | 0.999 |
| Benefits in Addition to EHB | 1.001 |
| <u>Premium to Claim Adjustment</u> | <u>0.975</u> |
| Exchange User Fee | 2.72% |

Highmark Coverage Advantage

Individual Market

Response to Objection 1 - Question 13

| Description | Source | Calculation |
|--|---------------------|-----------------|
| Numerator | | |
| Projected Paid EHB Claims PMPM | Table 5, C29 | \$443.41 |
| Projected Required Revenue PMPM | Table 6, C63 | \$470.08 |
| Quality Improvement Factor | CMS Default | 0.80% |
| Projected Risk Adjustment PMPM | Table 5, C31 | \$60.39 |
| Projected Allowed Non-EHB Claims PMPM | Table 5, C38 | \$0.69 |
| <u>Projected Paid-to-Allowed Ratio</u> | <u>Table 5, C28</u> | <u>0.818</u> |
| Adjusted Claims | | \$387.35 |
| Denominator | | |
| Projected Required Revenue PMPM | Table 6, C63 | \$470.08 |
| Projected Exchange User Fee | Table 5, C32 | \$10.71 |
| Risk Adjustment User Fee | CMS | \$0.18 |
| <u>Health Insurer Fee</u> | <u>Table 6, D57</u> | <u>\$13.16</u> |
| Adjusted Premium | | \$446.03 |
| Projected MLR | | 86.8% |



July 12, 2019

Mr. James Lavery, Actuary
Bureau of Life, Accident & Health Insurance
Commonwealth of Pennsylvania Insurance Department
1311 Strawberry Square
Harrisburg, PA 17120

Re: Highmark Coverage Advantage 2020 ACA Rate Filing (Individual Market)
Filing # 1A-DP-19-HCA (SERFF # HGHM-131904511)

Dear Mr. Lavery:

Enclosed are responses to your July 5, 2019 questions regarding SERFF Filing # HGHM-131904511. We have included your questions along with our responses for your convenience. In conjunction with these responses, we are also submitting revisions to the following documents in SERFF:

- PAAM Exhibits – This file is being revised to utilize the Department's new template that repurposed row 54 of Table 6 to capture the RA User Fee. Additionally, we corrected the typo on Table 14 consistent with the discussion in the Objection 1, Question 5 response.
- PA Actuarial Memorandum – This document is being revised to remove language that explained the prior disconnect on Table 6 caused by the fact that the RA User Fee was missing from that table. This language is no longer applicable in light of the Department's new template.

Should you have any further questions regarding this Filing, please feel free to contact me at [REDACTED] or via e-mail at: [REDACTED]

Sincerely,

[REDACTED]

[REDACTED]

Manager, Actuarial Services
Highmark Inc.

cc:

[REDACTED]

Enclosures

1. Regarding your response to item 1 of our previous objections, please explain the differences between the “Completed AC PMPMs” of \$631.73 shown in cell G15 of your response and the Experience Period “Total Allowed EHB Claims + EHB Capitation PMPM (net of prescription drug rebates)” of \$612.82 shown in Cell L10 of Table 2b of the PAAM Exhibits.

Response:

The “Completed AC PMPMs” of \$631.73 is the Medical Allowed Charge PMPM prior to adjusting for Rx Rebates, Hospital and Physician Settlements, Dental claims and Vision capitation. The \$612.82 value shown in Table 2b reflects these adjustments to the Medical Allowed Charge PMPM. A reconciliation of the two amounts can be found in Attachment A – Manual Cost Development.

2. Regarding your response to item 9 of our previous objections:

a) Factors used by other carriers are not a valid justification for your factor, particularly since a factor as high as 1.5 strongly suggests that morbidity is included.

b) Please provide more detail concerning your review of historical Highmark data from 2016 and 2017 in regions where it offered platinum plans. You said it was directionally consistent with factors used in the market, but you did not say anything about the magnitude. What would the platinum induced utilization factor be based on that data? Please provide the calculation.

Response:

Please see the attached exhibit labeled Q2 Response for a summary of the historical data used to inform our selection of the 1.5 induced utilization factor. We reviewed three separate cohorts of historical data and compared risk-normalized allowed charge PMPMs for platinum members vs. bronze members. The risk normalization was performed to remove morbidity differences from the factors. In selecting our assumption for the filing, we gave more weight to the CY2016 cohorts since these cohorts had larger enrollment volumes for both metal levels.

Because we did not have more recent platinum experience but other carriers did, we considered their rating to be a reasonable and valid data point to use as an additional reference in selecting our assumption.

The following are additional questions or comments from the PID:

1. If the risk adjustment results released on June 28, 2019 are inconsistent with your projected assumptions, you may modify the risk adjustment transfer amount in Table 5. If such a modification is made, revise all the documents and exhibits impacted and the PA Actuarial Memorandum to discuss this change. This change must be made with your responses due by July 12, 2019.

Response:

The Company is not modifying its projected 2020 risk adjustment transfer amounts based on the 2018 results released by CMS on June 28, 2019.

2. In response to the Department’s RADV survey, issuers indicated that they did not include a RADV adjustment in the initial submission, as there is no supportable reason for an adjustment when calculating the 2020 rates. Therefore, the Department has determined that there should be no RADV adjustments in the 2020 rate filings.

Response:

The Company supports this position for the 2020 rate development and has not included any adjustments for RADV in our submitted 2020 rate filings.

Highmark Coverage Advantage

Individual Market

Response to Objection 2 - Question 2

| Cohort (Entity, Region, Year) | | Bronze | Platinum |
|----------------------------------|--------------------------------|----------|-------------|
| HHIC, Western PA, CY2017 | Average Members | 441 | 668 |
| | Allowed Charge PMPM | ████████ | ████████ |
| | Risk Score* | ██████ | ██████ |
| | Normalized Allowed Charge PMPM | \$312.59 | \$433.84 |
| | Relationship to Bronze | 1.00 | 1.39 |
| HHIC, Western PA, CY2016 | Average Members | 1,029 | 2,258 |
| | Allowed Charge PMPM | ████████ | ████████ |
| | Risk Score* | ██████ | ██████ |
| | Normalized Allowed Charge PMPM | \$247.17 | \$372.05 |
| | Relationship to Bronze | 1.00 | 1.51 |
| Non-PA, CY2016 | Average Members | 5,574 | 1,430 |
| | Allowed Charge PMPM | ████████ | ████████ |
| | Risk Score* | ██████ | ██████ |
| | Normalized Allowed Charge PMPM | \$276.82 | \$406.30 |
| | Relationship to Bronze | 1.00 | 1.47 |

*Based on Silver Model coefficients to ensure AV differences do not impact results.

| | A | B | C | D | E | F | G | H | I | J | K | L | M | N | O | P | Q | R | S | |
|----|---|---|-----------------------------|--------------|-------------|--------------|-----------------|----------------------------|---|---|---|---|---|---|---|---|---------|------------|---|--|
| 1 | | Unified Rate Review v5.0 | | | | | | | | | | | | | | | | | | |
| 2 | | | | | | | | | | | | | | | | | | | | |
| 3 | | Company Legal Name: | Highmark Coverage Advantage | | | | | | | | | | | | | | State: | PA | | |
| 4 | | HIOS Issuer ID: | 79279 | | | | | | | | | | | | | | Market: | Individual | | |
| 5 | | Effective Date of Rate Change(s): | 01/01/2020 | | | | | | | | | | | | | | | | | |
| 6 | | | | | | | | | | | | | | | | | | | | |
| 7 | | | | | | | | | | | | | | | | | | | | |
| 8 | | Market Level Calculations (Same for all Plans) | | | | | | | | | | | | | | | | | | |
| 9 | | | | | | | | | | | | | | | | | | | | |
| 10 | | | | | | | | | | | | | | | | | | | | |
| 11 | | Section I: Experience Period Data | | | | | | | | | | | | | | | | | | |
| 12 | | Experience Period: | 01/01/2018 | | to | 12/31/2018 | | | | | | | | | | | | | | |
| 13 | | | | | Total | PMPM | | | | | | | | | | | | | | |
| 14 | | Allowed Claims | | | \$0.00 | | | #DIV/0! | | | | | | | | | | | | |
| 15 | | Reinsurance | | | \$0.00 | | | #DIV/0! | | | | | | | | | | | | |
| 16 | | Incurred Claims in Experience Period | | | \$0.00 | | | #DIV/0! | | | | | | | | | | | | |
| 17 | | Risk Adjustment | | | \$0.00 | | | #DIV/0! | | | | | | | | | | | | |
| 18 | | Experience Period Premium | | | \$0.00 | | | #DIV/0! | | | | | | | | | | | | |
| 19 | | Experience Period Member Months | | | 0 | | | | | | | | | | | | | | | |
| 20 | | | | | | | | | | | | | | | | | | | | |
| 21 | | Section II: Projections | | | | | | | | | | | | | | | | | | |
| 22 | | | Experience Period Index | Year 1 Trend | | Year 2 Trend | | Trended EHB Allowed Claims | | | | | | | | | | | | |
| 23 | | Benefit Category | Rate PMPM | Cost | Utilization | Cost | Utilization | PMPM | | | | | | | | | | | | |
| 24 | | Inpatient Hospital | \$0.00 | 0.000 | 0.000 | 0.000 | 0.000 | \$0.00 | | | | | | | | | | | | |
| 25 | | Outpatient Hospital | \$0.00 | 0.000 | 0.000 | 0.000 | 0.000 | \$0.00 | | | | | | | | | | | | |
| 26 | | Professional | \$0.00 | 0.000 | 0.000 | 0.000 | 0.000 | \$0.00 | | | | | | | | | | | | |
| 27 | | Other Medical | \$0.00 | 0.000 | 0.000 | 0.000 | 0.000 | \$0.00 | | | | | | | | | | | | |
| 28 | | Capitation | \$0.00 | 0.000 | 0.000 | 0.000 | 0.000 | \$0.00 | | | | | | | | | | | | |
| 29 | | Prescription Drug | \$0.00 | 0.000 | 0.000 | 0.000 | 0.000 | \$0.00 | | | | | | | | | | | | |
| 30 | | Total | \$0.00 | | | | | \$0.00 | | | | | | | | | | | | |
| 31 | | | | | | | | | | | | | | | | | | | | |
| 32 | | Morbidity Adjustment | | | 1.000 | | | | | | | | | | | | | | | |
| 33 | | Demographic Shift | | | 1.000 | | | | | | | | | | | | | | | |
| 34 | | Plan Design Changes | | | 1.000 | | | | | | | | | | | | | | | |
| 35 | | Other | | | 1.000 | | | | | | | | | | | | | | | |
| 36 | | Adjusted Trended EHB Allowed Claims PMPM for | 01/01/2020 | | \$0.00 | | | | | | | | | | | | | | | |
| 37 | | | | | | | | | | | | | | | | | | | | |
| 38 | | Manual EHB Allowed Claims PMPM | | | \$542.17 | | | | | | | | | | | | | | | |
| 39 | | Applied Credibility % | | | 0.00% | | | | | | | | | | | | | | | |
| 40 | | | | | | | | | | | | | | | | | | | | |
| 41 | | Projected Period Totals | | | | | | | | | | | | | | | | | | |
| 42 | | Projected Index Rate for | 01/01/2020 | | \$542.17 | | \$77,499,948.48 | | | | | | | | | | | | | |
| 43 | | Reinsurance | | | \$0.00 | | \$0.00 | | | | | | | | | | | | | |
| 44 | | Risk Adjustment Payment/Charge | | | \$73.83 | | \$10,553,555.52 | | | | | | | | | | | | | |
| 45 | | Exchange User Fees | | | 2.72% | | \$1,871,856.38 | | | | | | | | | | | | | |
| 46 | | Market Adjusted Index Rate | | | \$481.44 | | \$68,818,249.34 | | | | | | | | | | | | | |
| 47 | | | | | | | | | | | | | | | | | | | | |
| 48 | | Projected Member Months | | | 142,944 | | | | | | | | | | | | | | | |
| 49 | | | | | | | | | | | | | | | | | | | | |
| 50 | | Information Not Releasable to the Public Unless Authorized by Law: This information has not been publically disclosed and may be privileged and confidential. It is for internal government use only and must not be disseminated, distributed, or copied to persons not authorized to receive the information. Unauthorized disclosure may result in prosecution to the full extent of the law. | | | | | | | | | | | | | | | | | | |
| 51 | | | | | | | | | | | | | | | | | | | | |

Product-Plan Data Collection

Company Legal Name: Highmark Coverage Advantage
HIOS Issuer ID: 79279
Effective Date of Rate Change(s): 01/01/2020

To add a product to Worksheet 2 - Plan Product Info, select
To add a plan to Worksheet 2 - Plan Product Info, select the
To validate, select the Validate button or Ctrl + Shift + I.
To finalize, select the Finalize button or Ctrl + Shift + F.

Product/Plan Level Calculations

Field # Section I: General Product and Plan Information

| | | | | | | | | | | | | | | | | | | | | | | | | |
|---|-------------------------------|-------------------------------|--|---|--|--|--|-----------------------------------|-----------------------------------|-----------------------------------|---|---|---|--|--|--|--|--|--|--|--|--|--|------------------|
| 1.1 Product Name | Together Blue EPO | | | | | | | | | | Together Blue EPO HSA | | | | | | | | | | er Blue Major Event | Advantage EPO Adult | Blue Care Advantage | EPO Adult Vision |
| 1.2 Product ID | 79279PA008 | | | | | | | | | | 79279PA009 | | | | | | | | | | 79279PA010 | 79279PA011 | 79279PA012 | 79279PA013 |
| 1.3 Plan Name | Together Blue EPO Bronze 3900 | Together Blue EPO Bronze 7900 | Together Blue EPO Bronze 7800 1 Free PCP Visit | Together Blue EPO Silver 2900 - 2 Free PCP Visits | Together Blue EPO Gold 800 - 2 Free PCP Visits | Together Blue EPO Gold 0 - 2 Free PCP Visits | Together Blue EPO Platinum 200 - 2 Free PCP Visits | Together Blue EPO Bronze 6750 HSA | Together Blue EPO Silver 3950 HSA | Together Blue EPO Silver 1750 HSA | Together Blue Major Events EPO 8150 - 3 Free PCP Visits | Together Blue Care Advantage EPO Gold 800 - 2 Free PCP Visits + Adult Dental and Vision | Together Blue Care Advantage EPO Gold 800 - 2 Free PCP Visits + Adult Dental and Vision | Together Blue EPO Gold 800 - 2 Free PCP Visits + Adult Dental and Vision | Together Blue EPO Gold 800 - 2 Free PCP Visits + Adult Dental and Vision | Together Blue EPO Gold 800 - 2 Free PCP Visits + Adult Dental and Vision | Together Blue EPO Gold 800 - 2 Free PCP Visits + Adult Dental and Vision | Together Blue EPO Gold 800 - 2 Free PCP Visits + Adult Dental and Vision | Together Blue EPO Gold 800 - 2 Free PCP Visits + Adult Dental and Vision | Together Blue EPO Gold 800 - 2 Free PCP Visits + Adult Dental and Vision | Together Blue EPO Gold 800 - 2 Free PCP Visits + Adult Dental and Vision | Together Blue EPO Gold 800 - 2 Free PCP Visits + Adult Dental and Vision | Together Blue EPO Gold 800 - 2 Free PCP Visits + Adult Dental and Vision | |
| 1.4 Plan ID (Standard Component ID) | 79279PA0080001 | 79279PA0080002 | 79279PA0080003 | 79279PA0080004 | 79279PA0080006 | 79279PA0080008 | 79279PA0080009 | 79279PA0090001 | 79279PA0090002 | 79279PA0090003 | 79279PA0100001 | 79279PA0110001 | 79279PA0120001 | 79279PA0130001 | 79279PA0100001 | 79279PA0110001 | 79279PA0120001 | 79279PA0130001 | 79279PA0100001 | 79279PA0110001 | 79279PA0120001 | 79279PA0130001 | 79279PA0100001 | 79279PA0110001 |
| 1.5 Metal | Bronze | Bronze | Bronze | Silver | Gold | Gold | Platinum | Bronze | Silver | Silver | Catastrophic | Gold | Gold | Gold | Bronze | Silver | Silver | Silver | Gold | Gold | Gold | Gold | Gold | Gold |
| 1.6 AV Metal Value | 0.649 | 0.599 | 0.648 | 0.719 | 0.812 | 0.776 | 0.914 | 0.625 | 0.660 | 0.660 | 0.575 | 0.818 | 0.818 | 0.812 | 0.649 | 0.599 | 0.648 | 0.719 | 0.812 | 0.776 | 0.914 | 0.625 | 0.660 | 0.660 |
| 1.7 Plan Category | New | New | New | New | New | New | New | New | New | New | New | New | New | New | New | New | New | New | New | New | New | New | New | New |
| 1.8 Plan Type | EPO | EPO | EPO | EPO | EPO | EPO | EPO | EPO | EPO | EPO | EPO | EPO | EPO | EPO | EPO | EPO | EPO | EPO | EPO | EPO | EPO | EPO | EPO | EPO |
| 1.9 Exchange Plan? | Yes | Yes | Yes | Yes | Yes | Yes | Yes | No | Yes | No | Yes | Yes | Yes | Yes | Yes | Yes | Yes | Yes | Yes | Yes | Yes | Yes | Yes | Yes |
| 1.10 Effective Date of Proposed Rates | 01/01/2020 | 01/01/2020 | 01/01/2020 | 01/01/2020 | 01/01/2020 | 01/01/2020 | 01/01/2020 | 01/01/2020 | 01/01/2020 | 01/01/2020 | 01/01/2020 | 01/01/2020 | 01/01/2020 | 01/01/2020 | 01/01/2020 | 01/01/2020 | 01/01/2020 | 01/01/2020 | 01/01/2020 | 01/01/2020 | 01/01/2020 | 01/01/2020 | 01/01/2020 | 01/01/2020 |
| 1.11 Cumulative Rate Change % (over 12 mos prior) | 0.00% | 0.00% | 0.00% | 0.00% | 0.00% | 0.00% | 0.00% | 0.00% | 0.00% | 0.00% | 0.00% | 0.00% | 0.00% | 0.00% | 0.00% | 0.00% | 0.00% | 0.00% | 0.00% | 0.00% | 0.00% | 0.00% | 0.00% | 0.00% |
| 1.12 Product Rate Increase % | | | | | | | | | | | | | | | | | | | | | | | | |
| 1.13 Submission Level Rate Increase % | | | | | | | | | | | | | | | | | | | | | | | | |

Worksheet 1 Totals

Section II: Experience Period and Current Plan Level Information

| 2.1 Plan ID (Standard Component ID) | Total | 79279PA0080001 | 79279PA0080002 | 79279PA0080003 | 79279PA0080004 | 79279PA0080006 | 79279PA0080008 | 79279PA0080009 | 79279PA0090001 | 79279PA0090002 | 79279PA0090003 | 79279PA0100001 | 79279PA0110001 | 79279PA0120001 | 79279PA0130001 |
|--------------------------------------|---------|----------------|----------------|----------------|----------------|----------------|----------------|----------------|----------------|----------------|----------------|----------------|----------------|----------------|----------------|
| 2.2 Allowed Claims | \$0 | \$0 | \$0 | \$0 | \$0 | \$0 | \$0 | \$0 | \$0 | \$0 | \$0 | \$0 | \$0 | \$0 | \$0 |
| 2.3 Reinsurance | \$0 | \$0 | \$0 | \$0 | \$0 | \$0 | \$0 | \$0 | \$0 | \$0 | \$0 | \$0 | \$0 | \$0 | \$0 |
| 2.4 Member Cost Sharing | \$0 | \$0 | \$0 | \$0 | \$0 | \$0 | \$0 | \$0 | \$0 | \$0 | \$0 | \$0 | \$0 | \$0 | \$0 |
| 2.5 Cost Sharing Reduction | \$0 | \$0 | \$0 | \$0 | \$0 | \$0 | \$0 | \$0 | \$0 | \$0 | \$0 | \$0 | \$0 | \$0 | \$0 |
| 2.6 Incurred Claims | \$0 | \$0 | \$0 | \$0 | \$0 | \$0 | \$0 | \$0 | \$0 | \$0 | \$0 | \$0 | \$0 | \$0 | \$0 |
| 2.7 Risk Adjustment Transfer Amount | \$0 | \$0 | \$0 | \$0 | \$0 | \$0 | \$0 | \$0 | \$0 | \$0 | \$0 | \$0 | \$0 | \$0 | \$0 |
| 2.8 Premium | \$0 | \$0 | \$0 | \$0 | \$0 | \$0 | \$0 | \$0 | \$0 | \$0 | \$0 | \$0 | \$0 | \$0 | \$0 |
| 2.9 Experience Period Member Months | 0 | 0 | 0 | 0 | 0 | 0 | 0 | 0 | 0 | 0 | 0 | 0 | 0 | 0 | 0 |
| 2.10 Current Enrollment | 0 | 0 | 0 | 0 | 0 | 0 | 0 | 0 | 0 | 0 | 0 | 0 | 0 | 0 | 0 |
| 2.11 Current Premium PMPM | #DIV/0! | \$0.00 | \$0.00 | \$0.00 | \$0.00 | \$0.00 | \$0.00 | \$0.00 | \$0.00 | \$0.00 | \$0.00 | \$0.00 | \$0.00 | \$0.00 | \$0.00 |
| 2.12 Loss Ratio | #DIV/0! | #DIV/0! | #DIV/0! | #DIV/0! | #DIV/0! | #DIV/0! | #DIV/0! | #DIV/0! | #DIV/0! | #DIV/0! | #DIV/0! | #DIV/0! | #DIV/0! | #DIV/0! | #DIV/0! |
| Per Member Per Month | | | | | | | | | | | | | | | |
| 2.13 Allowed Claims | #DIV/0! | #DIV/0! | #DIV/0! | #DIV/0! | #DIV/0! | #DIV/0! | #DIV/0! | #DIV/0! | #DIV/0! | #DIV/0! | #DIV/0! | #DIV/0! | #DIV/0! | #DIV/0! | #DIV/0! |
| 2.14 Reinsurance | #DIV/0! | #DIV/0! | #DIV/0! | #DIV/0! | #DIV/0! | #DIV/0! | #DIV/0! | #DIV/0! | #DIV/0! | #DIV/0! | #DIV/0! | #DIV/0! | #DIV/0! | #DIV/0! | #DIV/0! |
| 2.15 Member Cost Sharing | #DIV/0! | #DIV/0! | #DIV/0! | #DIV/0! | #DIV/0! | #DIV/0! | #DIV/0! | #DIV/0! | #DIV/0! | #DIV/0! | #DIV/0! | #DIV/0! | #DIV/0! | #DIV/0! | #DIV/0! |
| 2.16 Cost Sharing Reduction | #DIV/0! | #DIV/0! | #DIV/0! | #DIV/0! | #DIV/0! | #DIV/0! | #DIV/0! | #DIV/0! | #DIV/0! | #DIV/0! | #DIV/0! | #DIV/0! | #DIV/0! | #DIV/0! | #DIV/0! |
| 2.17 Incurred Claims | #DIV/0! | #DIV/0! | #DIV/0! | #DIV/0! | #DIV/0! | #DIV/0! | #DIV/0! | #DIV/0! | #DIV/0! | #DIV/0! | #DIV/0! | #DIV/0! | #DIV/0! | #DIV/0! | #DIV/0! |
| 2.18 Risk Adjustment Transfer Amount | #DIV/0! | #DIV/0! | #DIV/0! | #DIV/0! | #DIV/0! | #DIV/0! | #DIV/0! | #DIV/0! | #DIV/0! | #DIV/0! | #DIV/0! | #DIV/0! | #DIV/0! | #DIV/0! | #DIV/0! |
| 2.19 Premium | #DIV/0! | #DIV/0! | #DIV/0! | #DIV/0! | #DIV/0! | #DIV/0! | #DIV/0! | #DIV/0! | #DIV/0! | #DIV/0! | #DIV/0! | #DIV/0! | #DIV/0! | #DIV/0! | #DIV/0! |

Section III: Plan Adjustment Factors

| 3.1 Plan ID (Standard Component ID) | 79279PA0080001 | 79279PA0080002 | 79279PA0080003 | 79279PA0080004 | 79279PA0080006 | 79279PA0080008 | 79279PA0080009 | 79279PA0090001 | 79279PA0090002 | 79279PA0090003 | 79279PA0100001 | 79279PA0110001 | 79279PA0120001 | 79279PA0130001 |
|--|----------------|----------------|----------------|----------------|----------------|----------------|----------------|----------------|----------------|----------------|----------------|----------------|----------------|----------------|
| 3.2 Market Adjusted Index Rate | | | | | | | | | | | | | | |
| 3.3 AV and Cost Sharing Design of Plan | 0.6697 | 0.6388 | 0.6755 | 0.9343 | 0.9462 | 0.9185 | 1.4247 | 0.6661 | 0.8792 | 0.7775 | 0.5800 | 0.9770 | 0.9770 | 0.9462 |
| 3.4 Provider Network Adjustment | 1.0000 | 1.0000 | 1.0000 | 1.0000 | 1.0000 | 1.0000 | 1.0000 | 1.0000 | 1.0000 | 1.0000 | 1.0000 | 1.0000 | 1.0000 | 1.0000 |
| 3.5 Benefits in Addition to EHB | 1.0000 | 1.0000 | 1.0000 | 1.0000 | 1.0000 | 1.0000 | 1.0000 | 1.0000 | 1.0000 | 1.0000 | 1.0000 | 1.0432 | 1.0000 | 1.0432 |
| Administrative Costs | | | | | | | | | | | | | | |
| 3.6 Administrative Expense | 13.28% | 13.28% | 13.28% | 13.28% | 13.28% | 13.28% | 13.28% | 13.28% | 13.28% | 13.28% | 13.28% | 13.28% | 13.28% | 13.28% |
| 3.7 Taxes and Fees | 2.84% | 2.84% | 2.84% | 2.84% | 2.84% | 2.84% | 2.84% | 2.84% | 2.84% | 2.84% | 2.84% | 2.84% | 2.84% | 2.84% |
| 3.8 Profit & Risk Load | 0.00% | 0.00% | 0.00% | 0.00% | 0.00% | 0.00% | 0.00% | 0.00% | 0.00% | 0.00% | 0.00% | 0.00% | 0.00% | 0.00% |
| 3.9 Catastrophic Adjustment | 1.0000 | 1.0000 | 1.0000 | 1.0000 | 1.0000 | 1.0000 | 1.0000 | 1.0000 | 1.0000 | 1.0000 | 1.0000 | 0.9200 | 1.0000 | 1.0000 |
| 3.10 Plan Adjusted Index Rate | \$384.38 | \$366.64 | \$387.71 | \$536.25 | \$543.08 | \$527.18 | \$817.72 | \$382.31 | \$504.62 | \$446.25 | \$306.74 | \$584.98 | \$560.76 | \$566.54 |
| 3.11 Age Calibration Factor | 0.5138 | | | | | | 0.5138 | | | | | | | |
| 3.12 Geographic Calibration Factor | 1.0309 | | | | | | 1.0309 | | | | | | | |
| 3.13 Tobacco Calibration Factor | 0.9921 | | | | | | 0.9921 | | | | | | | |
| 3.14 Calibrated Plan Adjusted Index Rate | \$201.99 | \$192.67 | \$203.74 | \$281.79 | \$285.38 | \$277.03 | \$429.70 | \$200.90 | \$265.18 | \$234.50 | \$161.10 | \$307.40 | \$294.67 | \$297.71 |

Section IV: Projected Plan Level Information

| 4.1 Plan ID (Standard Component ID) | Total | 79279PA0080001 | 79279PA0080002 | 79279PA0080003 | 79279PA0080004 | 79279PA0080006 | 79279PA0080008 | 79279PA0080009 | 79279PA0090001 | 79279PA0090002 | 79279PA0090003 | 79279PA0100001 | 79279PA0110001 | 79279PA0120001 | 79279PA0130001 |
|--------------------------------------|--------------|----------------|----------------|----------------|----------------|----------------|----------------|----------------|----------------|----------------|----------------|----------------|----------------|----------------|----------------|
| 4.2 Allowed Claims | \$77,514,596 | \$17,424,017 | \$8,765,073 | \$4,544,853 | \$11,857,321 | \$10,066,350 | \$5,717,525 | \$3,146,437 | \$661,751 | \$7,510,494 | \$3,408,015 | \$953,420 | \$1,048,007 | \$1,004,612 | \$1,406,720 |
| 4.3 Reinsurance | \$0 | \$0 | \$0 | \$0 | \$0 | \$0 | \$0 | \$0 | \$0 | \$0 | \$0 | \$0 | \$0 | \$0 | \$0 |
| 4.4 Member Cost Sharing | \$14,118,716 | \$5,263,183 | \$2,929,895 | \$1,345,576 | \$648,118 | \$875,243 | \$650,024 | \$31,960 | \$202,399 | \$829,443 | \$726,895 | \$376,195 | \$59,978 | \$57,495 | \$122,311 |
| 4.5 Cost Sharing Reduction | \$0 | \$0 | \$0 | \$0 | \$0 | \$0 | \$0 | \$0 | \$0 | \$0 | \$0 | \$0 | \$0 | \$0 | \$0 |
| 4.6 Incurred Claims | \$63,395,880 | \$12,160,834 | \$5,835,179 | \$3,199,277 | \$11,209,203 | \$9,191,107 | \$5,067,501 | \$3,114,476 | \$459,352 | \$6,681,051 | \$2,681,120 | \$577,226 | \$988,028 | \$947,117 | \$1,284,409 |
| 4.7 Risk Adjustment Transfer Amount | \$8,633,456 | \$1,656,102 | \$794,653 | \$435,688 | \$1,526,506 | \$1,251,675 | \$690,109 | \$62,556 | \$909,847 | \$365,124 | \$78,608 | \$134,553 | \$128,982 | \$174,915 | \$174,915 |
| 4.8 Premium | \$67,111,886 | \$12,873,619 | \$6,177,212 | \$3,387,016 | \$11,866,094 | \$9,729,785 | \$5,364,578 | \$3,297,032 | \$486,302 | \$7,072,794 | \$2,838,159 | \$611,023 | \$1,045,945 | \$1,002,632 | \$1,359,694 |
| 4.9 Projected Member Months | 142,944 | 33,492 | 16,848 | 8,736 | 22,128 | 17,916 | 10,176 | 1,272 | 14,016 | 6,360 | 1,992 | 1,788 | 1,788 | 2,400 | 2,400 |
| 4.10 Loss Ratio | 83.70% | 83.70% | 83.70% | 83.69% | 83.70% | 83.70% | 83.70% | 83.69% | 83.69% | 83.70% | 83.70% | 83.70% | 83.70% | 83.70% | 83.70% |
| Per Member Per Month | | | | | | | | | | | | | | | |
| 4.11 Allowed Claims | \$542.27 | \$520.24 | \$520.24 | \$520.24 | \$535.85 | \$561.86 | \$561.86 | \$780.37 | \$520.24 | \$535.85 | \$535.85 | \$478.62 | \$586.13 | \$561.86 | \$586.13 |
| 4.12 Reinsurance | \$0.00 | \$0.00 | \$0.00 | \$0.00 | \$0.00 | \$0.00 | \$0.00 | \$0.00 | \$0.00 | \$0.00 | \$0.00 | \$0.00 | \$0.00 | \$0.00 | \$0.00 |
| 4.13 Member Cost Sharing | \$98.77 | \$157.15 | \$173.90 | \$154.03 | \$29.29 | \$48.85 | \$63.88 | \$7.93 | \$159.12 | \$59.18 | \$114.29 | \$188.85 | \$33.54 | \$32.16 | \$50.96 |
| 4.14 Cost Sharing Reduction | \$0.00 | \$0.00 | \$0.00 | \$0.00 | \$0.00 | \$0.00 | \$0.00 | \$0.00 | \$0.00 | \$0.00 | \$0.00 | \$0.00 | \$0.00 | \$0.00 | \$0.00 |
| 4.15 Incurred Claims | \$443.50 | \$363.10 | \$346.34 | \$366.22 | \$506.58 | \$513.01 | \$497.99 | \$772.44 | \$361.13 | \$476.67 | \$421.56 | \$289.77 | \$552.59 | \$529.71 | \$535.17 |
| 4.16 Risk Adjustment Transfer Amount | \$60.40 | \$49.45 | \$47.17 | \$49.87 | \$68.99 | \$69.86 | \$67.82 | \$105.19 | \$49.18 | \$64.91 | \$57.41 | \$39.46 | \$75.25 | \$72.14 | \$72.88 |
| 4.17 Premium | \$469.50 | \$384.38 | \$366.64 | \$387.71 | \$536.25 | \$543.08 | \$527.18 | \$817.72 | \$382.31 | \$504.62 | \$446.25 | \$306.74 | \$584.98 | \$560.76 | \$566.54 |

Rating Area Data Collection

| Rating Area | Rating Factor |
|---------------|---------------|
| Rating Area 1 | 0.9700 |
| Rating Area 4 | 0.9700 |

Part II of the Preliminary Justification

Highmark Coverage Advantage – Individual Market

Scope and Range:

Highmark Coverage Advantage is new to the individual market for 2020. Thus, there is no proposed average rate change or range of proposed rate change to report. Products submitted with this filing will have effective dates from January 1, 2020 to December 31, 2020.

These premium rates are being set at a level that is required to adequately cover rising costs, primarily due to increasing medical and pharmacy services in the Individual market.

Historical Financial Experience:

This section is not applicable since Highmark Coverage Advantage did not previously offer Individual ACA market plans.

Change in Medical Service Costs:

This section is not applicable since Highmark Coverage Advantage did not previously offer Individual ACA market plans.

Change in Benefits and Cost Sharing:

This section is not applicable since Highmark Coverage Advantage did not previously offer Individual ACA market plans.

Administrative Costs and Anticipated Operating Results:

The anticipated administrative costs and operating results are not excessive or unreasonable. In accordance with regulations, the projected medical loss ratio is over 80%.

Part III Actuarial Memorandum
Highmark Coverage Advantage
Individual Rate Filing
Effective January 1, 2020

TABLE OF CONTENTS

| | | |
|-------|---|----|
| I. | General Information | 3 |
| II. | Proposed Rate Changes | 4 |
| III. | Experience and Current Period Premium, Claims, and Enrollment | 4 |
| IV. | Benefit Categories | 4 |
| V. | Projection Factors | 4 |
| VI. | Manual Rate Adjustments | 5 |
| VII. | Credibility of Experience | 6 |
| VIII. | Index Rate | 6 |
| IX. | Market Adjusted Index Rate [MAIR] | 6 |
| X. | Plan Adjusted Index Rate [PAIR] | 7 |
| XI. | Calibration | 8 |
| XII. | Projected Loss Ratio | 9 |
| XIII. | AV Metal Values | 9 |
| XIV. | Membership Projections | 9 |
| XV. | Terminated Plans and Products | 10 |
| XVI. | Plan Type | 10 |
| XVII. | Actuarial Certification | 10 |

I. General Information

Document Overview

This document contains the Part III Actuarial Memorandum for Highmark Coverage Advantage's (HCA) individual block of business rate filing, for products with an effective date of January 1, 2020. This actuarial memorandum is submitted in conjunction with the Part I Unified Rate Review Template.

The purpose of the actuarial memorandum is to provide certain information related to the submission, including support for the values entered into the Part I Unified Rate Review Template, which supports compliance with the market rating rules and reasonableness of applicable rate increases. This information may not be appropriate for other purposes.

This information is intended for use by the Pennsylvania Insurance Department, the Center for Consumer Information and Insurance Oversight (CCIIO), and their subcontractors to assist in the review of HCA's rate filing. However, we recognize that this certification may become a public document. HCA makes no representations or warranties regarding the contents of this letter to third parties. Likewise, third parties are instructed that they are to place no reliance upon this actuarial memorandum that would result in the creation of any duty or liability under any theory of law by HCA.

The results are actuarial projections. Actual experience is likely to differ for a number of reasons, including population changes, claims experience, and random deviations from assumptions.

I.1 Company Identifying Information:

- Company Legal Name: Highmark Coverage Advantage
- State: The Commonwealth of Pennsylvania has regulatory authority over these policies.
- HIOS Issuer ID: 79279
- Market: Individual
- Effective Date: January 1, 2020

I.2 Company Contact Information:

- Primary Contact Name: [REDACTED]
- Primary Contact Telephone Number: [REDACTED]
- Primary Contact Email Address: [REDACTED]

II. Proposed Rate Changes

For all rate increases by plan, see the 'Cum'tive Rate Change % (over 12 mos prior)' found in Worksheet 2, line 1.11 of the URRT.

The Company is new to the Individual Market for 2020. Therefore, there are no rate increases.

In accordance with the filing instructions specified by the Pennsylvania Insurance Department, the rate development in this filing is based on certain assumptions we have had to make at this point in time. We have accounted for the elimination of the Individual Mandate penalty and the lack of CSR funding in 2020 by using the factors prescribed in the Department's guidance. Additional assumptions include that advance payment of premium credits (APTCs) will continue until the end of 2020, there will be no significant changes in legislation, regulations or otherwise (i.e. rules, regulatory guidance, etc.) impacting the ACA market, and all Pennsylvania QHP issuers currently participating on the Marketplace will continue to do so throughout 2020. In addition, there are other uncertainties that may directly or indirectly affect an already unstable insurance market and ultimately, rates. If any of these assumptions are ultimately incorrect or additional developments occur that similarly have a detrimental impact to the market, modifications to the rate development may be necessary. As a result, HCA reserves the right to submit a revised filing.

III. Experience and Current Period Premium, Claims, and Enrollment

III.1 Paid through Date:

Not applicable; the Company did not have experience in the experience period.

III.2 Current Date:

The current date shown represents a snapshot of February 1, 2019.

III.3 Premiums in Experience Period:

Not applicable; the Company did not have experience in the experience period.

III.4 Allowed and Paid Claims Incurred During the Experience Period:

Not applicable; the Company did not have experience in the experience period.

IV. Benefit Categories

Not applicable; the Company did not have experience in the experience period.

V. Projection Factors

Not applicable; the Company did not have experience in the experience period. Please see the explanation of the projection factors for the manual rate development below.

VI. Manual Rate Adjustments

VI.1 Source and Appropriateness of Experience Data Used

HCA did not offer any Individual Market products in 2018. The 2020 rates are based on 2018 claims experience from Highmark Choice Company (HCC), adjusted for the expected 2020 HCA population.

A manual rate was developed by blending 2018 experience from multiple sources, including ACA claims experience from Highmark Choice Company (HCC), group claims for the February 1, 2019 snapshot membership as well as assumptions for any new members found in the snapshot. This experience was chosen because it is large and reasonably represents the anticipated 2020 HCA population.

VI.2 Adjustments Made to the Data

Given that the expected 2020 population is used to develop the manual cost, no change in morbidity is required aside from the adjustment pertaining to the elimination of the health insurance coverage mandate described below. Similarly, no change in demographics is required.

Impact of Health Insurance Coverage Mandate Elimination

In accordance with the Department's guidance, the morbidity was increased by 6.0% to reflect the market uncertainty from the elimination of the health insurance coverage mandate. This deterioration is reflected in the Manual EHB Allowed Claims PMPM found on worksheet 1 of the URRT.

The underlying manual data was further adjusted to account for changes in network, pharmacy rebates, and hospital/physician settlements.

VI.3 Trend Factors

This development of the CY2020 rates reflects an annual trend rate of 7.5% (4.5% cost, 2.9% utilization). These trends reflect HCA's expectations regarding increases in in-network contractual reimbursement and out-of-network costs. These estimates measure and normalize for benefit leverage, population aging, and historical changes for fee schedules, as well as company-wide utilization management programs, and external trend drivers.

The trend represents a blended average for all types of service and is applied to the aggregate experience for pricing. These trends represent assumed community-wide expectations. Claim variations due to the specific projected enrolled population in this single risk pool are reflected in the morbidity adjustment.

VII. Credibility of Experience

HCA had no 2018 claims experience. It is new to the Individual Market for 2020. Therefore, the rate is 100% manual.

VIII. Index Rate

The index rates as shown on Worksheet 1 of the URRT are simply the single risk pool average allowed claims for the Essential Health Benefits for the experience and projected populations, respectively, for HCA. For the experience period, only non-grandfathered plans are included. The projection period Index Rate is not adjusted for reinsurance or risk adjustment programs or any other fee.

IX. Market Adjusted Index Rate [MAIR]

The Market Adjusted Index Rate is the Projected Index Rate further adjusted for risk adjustment and the exchange fee.

IX.1 Projected Reinsurance PMPM

There is no reinsurance program for HCA.

IX.2 Projected Risk Adjustment PMPM

The estimated average risk score for HCA's projected 2020 population was developed by using 2018 claim diagnoses underlying the manual rate development and the risk adjustment coefficients as finalized in the Notice of Benefit and Payment Parameters. Similarly, allowable rating factors, actuarial value factors and induced demand factors were estimated for HCA based upon its projected 2020 population.

We estimated the statewide average risk transfer factors based on current market assumptions. We estimated the statewide average premium using current market premium assumptions with adjustments for anticipated rate changes for 2020.

The actual calculation of the risk transfer followed the risk transfer methodology as prescribed.

The analysis resulted in HCA receiving from the risk adjustment pool. The \$73.83 PMPM value shown in worksheet 1 of the URRT is developed by taking the expected risk transfer amount and adjusting it to an equivalent allowed claims basis by dividing it by the paid-to-allowed factor and the composite effect of catastrophic eligibility and benefits in addition to EHB.

For the purposes of this rate filing, HCA has assumed that projected High Cost Risk Pool (HCRP) charges are offset by projected HCRP reimbursements. Thus, no adjustment has been made to the projected risk adjustment transfer discussed above for the HCRP component of the program. Similarly, we have not included an adjustment to the projected risk adjustment transfer for the Risk Adjustment Data Validation (RADV) program.

IX.3 Exchange User Fee %

The 2.72% value shown in worksheet 1 of the URRT is developed by multiplying the 3% exchange user fee by the assumed percentage of on exchange membership. This calculated amount is then divided by the paid-to-allowed factor to bring it to an equivalent allowed claims basis and adjusted further for the composite effect of catastrophic eligibility and benefits in addition to EHB.

X. Plan Adjusted Index Rate [PAIR]

The Plan Adjusted Index Rates can be found on line 3.10, Worksheet 2 of the URRT. The PAIR rates are calculated by applying the allowable rating factors as described below to the Market Adjusted Index Rate.

X.1 AV and Cost Sharing Design of Plan

The AV and Cost Sharing allowable rating factor is comprised of the following components:

- The utilization due to differences in cost sharing is based on the factors adopted by the risk adjustment methodology relative to the weighted average. Please note that the platinum utilization factor deviates from the risk adjustment methodology based on an assessment of prevailing factors in the market. No differences due to health status are in these adjustments.
- The pricing AV for the benefits and cost sharing of the plan and a CSR load for the on exchange silver plans.

Impact of Non-Payment of Cost Sharing Reduction Subsidies

In accordance with the Department's guidance, we have applied an additional adjustment to our AV pricing values for those Silver plans not offered exclusively off-exchange. This adjustment factor was 1.20 and represents the non-payment of Cost Sharing Reduction subsidies.

X.2 Provider Network Adjustment

The provider network adjustments are developed by dividing the plan level network factors by the overall weighted average from all plans.

X.3 Benefits in Addition to EHB

Two plans have an adult dental and vision benefit that represent benefits in addition to EHB.

X.4 Administrative Expense

The proposed rates reflect internal administrative costs including quality improvement administrative expenses. This cost was developed based on standard expense allocation methods.

X.5 Taxes and Fees:

The following fees were added:

- \$0.18 PMPM for Risk Transfer User Fee
- 2.8% for the Health Insurance Provider Fee
- 0.0% for the PA Premium Tax

X.6 Profit (or Contribution to Surplus) & Risk Margin:

HCA has voluntarily refrained from including a risk and contingency factor in this filing. By this voluntary restraint, HCA is not waiving any right to include a risk and contingency factor which HCA believes is consistent with historical and legal interpretations of HCA and the Pennsylvania Insurance Department.

X.7 Catastrophic Adjustment

For catastrophic plans, we use a 0.92 factor for the specific eligibility adjustment.

XI. Calibration

XI.1 Age Curve Calibration:

The projected weighted average age factor for billable members is 1.946. This factor is calculated by dividing the all members age factor of 1.945 by the ratio of billable members to total members 0.9995. The age curve calibration factor is $1/1.946 = 0.5138$.

XI.2 Geographic Calibration Factor:

The projected weighted average geographic factor is 0.970. Each Plan Adjusted Index Rate represents the rate for an average member with a geographic factor of 0.970. The geographic calibration factor is $1/0.970 = 1.0309$.

XI.3 Tobacco Calibration Factor:

The projected weighted average tobacco factor is 1.008. Each Plan Adjusted Index Rate represents the rate for an average member with a tobacco factor of 1.008. The tobacco calibration factor is $1/1.008 = 0.9921$.

XI.4 Consumer Adjusted Premium Rate Development:

The calibrated plan adjusted index rate represents the base rate for an age factor of 1.0, geographic rating factor of 1.0 and tobacco rating factor of 1.0. Thus, the approximate premium for a specific member can be derived by multiplying this rate by the HHS age curve factor, the rating area factor on Worksheet 3 of the URRT, and the appropriate tobacco factor. Please note that this method will only produce approximate rates due to URRT rounding constraints.

XII. Projected Loss Ratio

The projected loss ratio for 2020 using the federally-prescribed MLR methodology is 86.8%.

XIII. AV Metal Values

The AV Metal Values included in Worksheet 2 of the Part I Unified Rate Review Template were based the Federal AV Calculator. Some plans did require an adjustment to the inputs entered into the AV calculator. Screen shots and certifications for these plans were submitted as part of HCA's QHP application.

XIV. Membership Projections

Membership projections reflect HCA's expectations for 2020. These projections reflect expected changes in market share due to market competition, relative price levels, and changes in plan offerings (where applicable).

HCA expects membership in 2020 to follow a similar metal level distribution as the Individual ACA experience period in the markets where plans will continue to be offered.

For the Silver level plans, the projected membership by cost sharing subsidy levels is based on the observed distribution of ACA members that were eligible under the federal poverty levels as determined by the federal health insurance exchange. The projected enrollment by plan and subsidy level is as follows:

| CSR Silver Plan Membership Distribution | | | |
|---|---------------|------------------------|-----------------------|
| FPL | Subsidy Level | % of Silver Membership | % of Total Membership |
| <150% | 94% | 31.5% | 9.4% |
| 150%-200% | 87% | 32.4% | 9.6% |
| 200%-250% | 73% | 12.5% | 3.7% |
| <u>>250%</u> | <u>70%</u> | <u>23.6%</u> | <u>7.0%</u> |
| Total | | 100.0% | 29.7% |

XV. Terminated Plans and Products

Not applicable; the Company is new to the Individual Market for 2020.

XVI. Plan Type

The Plan types listed in Worksheet 2, Section I of the Part I Unified Rate Review Template describe HCA's plans adequately.

XVII. Actuarial Certification

I, [REDACTED], am a member of the American Academy of Actuaries and meet its qualification standards for actuaries issuing statements of actuarial opinions in the United States. This filing is prepared to accompany HCA's rate filing for the individual combined market on and off the Pennsylvania Exchange.

I hereby certify that the projected index rate is, to the best of my knowledge and understanding:

- In compliance with all applicable State and Federal Statutes and Regulations (45 CFR 156.80 and 147.102),
- Developed in compliance with the applicable Actuarial Standards of Practice
- Reasonable in relation to the benefits provided and the population anticipated to be covered
- Neither excessive nor deficient.

I certify that the index rate and only the allowable modifiers as described in 45 CFR 156.80(d)(1) and 45 CFR 156.80(d)(2) were used to generate plan-level rates.


I certify that the AV Calculator was used to determine the AV Metal Values shown in Worksheet 2 of the Part I Unified Rate Review Template for all plans. The AV Metal Values included in Worksheet 2 of the Part I Unified Rate Review Template were based on the Federal AV Calculator. If any adjustments were required outside of the AV Calculator, appropriate certification has been provided to CMS through the QHP application process.

I certify that the geographic rating reflect only differences in the costs of delivery (which can include unit cost and provider practice pattern differences) and do not include differences for population morbidity by geographic area.

The Part I Unified Rate Review Template does not demonstrate the process used by HCA to develop the rates. Rather, it represents information required by Federal regulation to be provided in support of the review of rate increases, for certification of qualified health plans for Federally facilitated exchanges and for certification that the index rate is developed in

accordance with Federal regulation and used consistently and only adjusted by the allowable modifiers.

Signed:

A black rectangular box redacting the signature.

Title: Actuarial Manager, Individual Markets

Date: May 21, 2019

ACTUARIAL MEMORANDUM

Highmark Coverage Advantage

Individual Rate Filing - January 1, 2020

I, [REDACTED], am a member of the American Academy of Actuaries and meet its qualification standards for preparing individual rate filings. As a consulting actuary, I was requested by Highmark Coverage Advantage ("HCA") to review the development of the market-wide base rate for the individual market on and off the Pennsylvania Exchange. The confidential material presented in this filing was prepared for the specific purpose of submitting the rating formula for the Pennsylvania Insurance Department and may not be appropriate for other purposes. This filing represents premium rates for individuals sold or renewed effective January 1, 2020. The rates are guaranteed until December 31, 2020.

To the best of my knowledge and judgment, the following are true with respect to this filing:

1. Premium rates are established in accordance with generally accepted actuarial principles and the applicable Actuarial Standards of Practice. They are not excessive, inadequate, or unfairly discriminatory. Rates are reasonable in relationship to the benefits provided. However, it is certain that actual experience will not conform exactly to the assumptions used in this analysis. To the extent that actual experience is different from the assumptions used in developing the rates, the actual results will also deviate from the projected amounts.
2. In compliance with all applicable Pennsylvania and Federal Statutes and Regulations (45 CFR 156.80 and 147.102).
3. The rating factors and rating methodology are reasonable and consistent with HCA's business plan at the time of the filing.

[REDACTED]

[REDACTED]

Fellow, Society of Actuaries
Member, American Academy of Actuaries
May 17, 2019

| | | | | | |
|--|--|--|---|--|---|
| 2020 Rates Table Template v9.0 | | All fields with an asterisk (*) are required. To validate press Validate button or Ctrl + Shift + I. To finalize, press Finalize button or Ctrl + Shift + F. | | | |
| | | If you are in a community rating state, select Family-Tier Rates under Rating Method and fill in all columns. | | | |
| | | If you are not in a community rating state, select Age-Based Rates under Rating Method and provide an Individual Rate for every age band. | | | |
| | | If Tobacco is Tobacco User/Non-Tobacco User, you must give a rate for Tobacco Use and Non-Tobacco Use. | | | |
| | | To add a new sheet, press the Add Sheet button, or Ctrl + Shift + H. All plans must have the same dates on a sheet. | | | |
| HIOS Issuer ID* Federal TIN* Rate Effective Date* Rate Expiration Date* Rating Method* | 79279 | | | | |
| | 46-4757476 | | | | |
| | 01/01/2020 | | | | |
| | 12/31/2020 | | | | |
| | Age-Based Rates | | | | |
| | | | | | |
| Plan ID* | Rating Area ID* | Tobacco* | Age* | Individual Rate* | Individual Tobacco Rate* |
| Required: Enter the 14-character Plan ID | Required: Select the Rating Area ID | Required: Select if Tobacco use of subscriber is used to determine if a person is eligible for a rate from a plan | Required: Select the age of a subscriber eligible for the rate | Required: Enter the rate of an Individual Non-Tobacco or No Preference enrollee on a plan | Required: Enter the rate of an Individual tobacco enrollee on a plan |
| 79279PA0080009 | Rating Area 1 | Tobacco User/Non-Tobacco User | 0-14 | 318.87 | 318.87 |
| 79279PA0080009 | Rating Area 1 | Tobacco User/Non-Tobacco User | 15 | 347.22 | 347.22 |
| 79279PA0080009 | Rating Area 1 | Tobacco User/Non-Tobacco User | 16 | 358.06 | 358.06 |
| 79279PA0080009 | Rating Area 1 | Tobacco User/Non-Tobacco User | 17 | 368.89 | 368.89 |
| 79279PA0080009 | Rating Area 1 | Tobacco User/Non-Tobacco User | 18 | 380.57 | 380.57 |
| 79279PA0080009 | Rating Area 1 | Tobacco User/Non-Tobacco User | 19 | 392.24 | 392.24 |
| 79279PA0080009 | Rating Area 1 | Tobacco User/Non-Tobacco User | 20 | 404.33 | 404.33 |
| 79279PA0080009 | Rating Area 1 | Tobacco User/Non-Tobacco User | 21 | 416.83 | 427.25 |
| 79279PA0080009 | Rating Area 1 | Tobacco User/Non-Tobacco User | 22 | 416.83 | 427.25 |
| 79279PA0080009 | Rating Area 1 | Tobacco User/Non-Tobacco User | 23 | 416.83 | 427.25 |
| 79279PA0080009 | Rating Area 1 | Tobacco User/Non-Tobacco User | 24 | 416.83 | 427.25 |
| 79279PA0080009 | Rating Area 1 | Tobacco User/Non-Tobacco User | 25 | 418.50 | 428.96 |
| 79279PA0080009 | Rating Area 1 | Tobacco User/Non-Tobacco User | 26 | 426.83 | 437.50 |
| 79279PA0080009 | Rating Area 1 | Tobacco User/Non-Tobacco User | 27 | 436.84 | 447.76 |
| 79279PA0080009 | Rating Area 1 | Tobacco User/Non-Tobacco User | 28 | 453.09 | 464.42 |
| 79279PA0080009 | Rating Area 1 | Tobacco User/Non-Tobacco User | 29 | 466.43 | 478.09 |
| 79279PA0080009 | Rating Area 1 | Tobacco User/Non-Tobacco User | 30 | 473.10 | 484.93 |
| 79279PA0080009 | Rating Area 1 | Tobacco User/Non-Tobacco User | 31 | 483.11 | 495.19 |
| 79279PA0080009 | Rating Area 1 | Tobacco User/Non-Tobacco User | 32 | 493.11 | 505.44 |
| 79279PA0080009 | Rating Area 1 | Tobacco User/Non-Tobacco User | 33 | 499.36 | 511.84 |
| 79279PA0080009 | Rating Area 1 | Tobacco User/Non-Tobacco User | 34 | 506.03 | 518.68 |
| 79279PA0080009 | Rating Area 1 | Tobacco User/Non-Tobacco User | 35 | 509.37 | 522.10 |
| 79279PA0080009 | Rating Area 1 | Tobacco User/Non-Tobacco User | 36 | 512.70 | 525.52 |
| 79279PA0080009 | Rating Area 1 | Tobacco User/Non-Tobacco User | 37 | 516.04 | 528.94 |
| 79279PA0080009 | Rating Area 1 | Tobacco User/Non-Tobacco User | 38 | 519.37 | 532.35 |
| 79279PA0080009 | Rating Area 1 | Tobacco User/Non-Tobacco User | 39 | 526.04 | 539.19 |
| 79279PA0080009 | Rating Area 1 | Tobacco User/Non-Tobacco User | 40 | 532.71 | 585.98 |
| 79279PA0080009 | Rating Area 1 | Tobacco User/Non-Tobacco User | 41 | 542.71 | 599.69 |
| 79279PA0080009 | Rating Area 1 | Tobacco User/Non-Tobacco User | 42 | 552.30 | 614.16 |
| 79279PA0080009 | Rating Area 1 | Tobacco User/Non-Tobacco User | 43 | 565.64 | 634.08 |
| 79279PA0080009 | Rating Area 1 | Tobacco User/Non-Tobacco User | 44 | 582.31 | 659.17 |
| 79279PA0080009 | Rating Area 1 | Tobacco User/Non-Tobacco User | 45 | 601.90 | 689.18 |
| 79279PA0080009 | Rating Area 1 | Tobacco User/Non-Tobacco User | 46 | 625.25 | 725.29 |
| 79279PA0080009 | Rating Area 1 | Tobacco User/Non-Tobacco User | 47 | 651.51 | 766.83 |
| 79279PA0080009 | Rating Area 1 | Tobacco User/Non-Tobacco User | 48 | 681.52 | 815.10 |
| 79279PA0080009 | Rating Area 1 | Tobacco User/Non-Tobacco User | 49 | 711.11 | 865.42 |
| 79279PA0080009 | Rating Area 1 | Tobacco User/Non-Tobacco User | 50 | 744.46 | 911.96 |
| 79279PA0080009 | Rating Area 1 | Tobacco User/Non-Tobacco User | 51 | 777.39 | 952.30 |
| 79279PA0080009 | Rating Area 1 | Tobacco User/Non-Tobacco User | 52 | 813.65 | 996.72 |
| 79279PA0080009 | Rating Area 1 | Tobacco User/Non-Tobacco User | 53 | 850.33 | 1041.65 |
| 79279PA0080009 | Rating Area 1 | Tobacco User/Non-Tobacco User | 54 | 889.93 | 1090.16 |
| 79279PA0080009 | Rating Area 1 | Tobacco User/Non-Tobacco User | 55 | 929.53 | 1138.67 |
| 79279PA0080009 | Rating Area 1 | Tobacco User/Non-Tobacco User | 56 | 972.46 | 1191.26 |
| 79279PA0080009 | Rating Area 1 | Tobacco User/Non-Tobacco User | 57 | 1015.81 | 1244.37 |
| 79279PA0080009 | Rating Area 1 | Tobacco User/Non-Tobacco User | 58 | 1062.08 | 1301.05 |
| 79279PA0080009 | Rating Area 1 | Tobacco User/Non-Tobacco User | 59 | 1085.01 | 1329.14 |
| 79279PA0080009 | Rating Area 1 | Tobacco User/Non-Tobacco User | 60 | 1131.28 | 1385.82 |
| 79279PA0080009 | Rating Area 1 | Tobacco User/Non-Tobacco User | 61 | 1171.29 | 1434.83 |
| 79279PA0080009 | Rating Area 1 | Tobacco User/Non-Tobacco User | 62 | 1197.55 | 1467.00 |
| 79279PA0080009 | Rating Area 1 | Tobacco User/Non-Tobacco User | 63 | 1230.48 | 1507.34 |
| 79279PA0080009 | Rating Area 1 | Tobacco User/Non-Tobacco User | 64 and over | 1250.49 | 1531.85 |
| 79279PA0080009 | Rating Area 4 | Tobacco User/Non-Tobacco User | 0-14 | 318.87 | 318.87 |
| 79279PA0080009 | Rating Area 4 | Tobacco User/Non-Tobacco User | 15 | 347.22 | 347.22 |
| 79279PA0080009 | Rating Area 4 | Tobacco User/Non-Tobacco User | 16 | 358.06 | 358.06 |
| 79279PA0080009 | Rating Area 4 | Tobacco User/Non-Tobacco User | 17 | 368.89 | 368.89 |
| 79279PA0080009 | Rating Area 4 | Tobacco User/Non-Tobacco User | 18 | 380.57 | 380.57 |
| 79279PA0080009 | Rating Area 4 | Tobacco User/Non-Tobacco User | 19 | 392.24 | 392.24 |
| 79279PA0080009 | Rating Area 4 | Tobacco User/Non-Tobacco User | 20 | 404.33 | 404.33 |
| 79279PA0080009 | Rating Area 4 | Tobacco User/Non-Tobacco User | 21 | 416.83 | 427.25 |
| 79279PA0080009 | Rating Area 4 | Tobacco User/Non-Tobacco User | 22 | 416.83 | 427.25 |
| 79279PA0080009 | Rating Area 4 | Tobacco User/Non-Tobacco User | 23 | 416.83 | 427.25 |
| 79279PA0080009 | Rating Area 4 | Tobacco User/Non-Tobacco User | 24 | 416.83 | 427.25 |
| 79279PA0080009 | Rating Area 4 | Tobacco User/Non-Tobacco User | 25 | 418.50 | 428.96 |
| 79279PA0080009 | Rating Area 4 | Tobacco User/Non-Tobacco User | 26 | 426.83 | 437.50 |
| 79279PA0080009 | Rating Area 4 | Tobacco User/Non-Tobacco User | 27 | 436.84 | 447.76 |
| 79279PA0080009 | Rating Area 4 | Tobacco User/Non-Tobacco User | 28 | 453.09 | 464.42 |
| 79279PA0080009 | Rating Area 4 | Tobacco User/Non-Tobacco User | 29 | 466.43 | 478.09 |
| 79279PA0080009 | Rating Area 4 | Tobacco User/Non-Tobacco User | 30 | 473.10 | 484.93 |
| 79279PA0080009 | Rating Area 4 | Tobacco User/Non-Tobacco User | 31 | 483.11 | 495.19 |
| 79279PA0080009 | Rating Area 4 | Tobacco User/Non-Tobacco User | 32 | 493.11 | 505.44 |
| 79279PA0080009 | Rating Area 4 | Tobacco User/Non-Tobacco User | 33 | 499.36 | 511.84 |
| 79279PA0080009 | Rating Area 4 | Tobacco User/Non-Tobacco User | 34 | 506.03 | 518.68 |
| 79279PA0080009 | Rating Area 4 | Tobacco User/Non-Tobacco User | 35 | 509.37 | 522.10 |
| 79279PA0080009 | Rating Area 4 | Tobacco User/Non-Tobacco User | 36 | 512.70 | 525.52 |
| 79279PA0080009 | Rating Area 4 | Tobacco User/Non-Tobacco User | 37 | 516.04 | 528.94 |
| 79279PA0080009 | Rating Area 4 | Tobacco User/Non-Tobacco User | 38 | 519.37 | 532.35 |
| 79279PA0080009 | Rating Area 4 | Tobacco User/Non-Tobacco User | 39 | 526.04 | 539.19 |
| 79279PA0080009 | Rating Area 4 | Tobacco User/Non-Tobacco User | 40 | 532.71 | 585.98 |
| 79279PA0080009 | Rating Area 4 | Tobacco User/Non-Tobacco User | 41 | 542.71 | 599.69 |
| 79279PA0080009 | Rating Area 4 | Tobacco User/Non-Tobacco User | 42 | 552.30 | 614.16 |
| 79279PA0080009 | Rating Area 4 | Tobacco User/Non-Tobacco User | 43 | 565.64 | 634.08 |
| 79279PA0080009 | Rating Area 4 | Tobacco User/Non-Tobacco User | 44 | 582.31 | 659.17 |
| 79279PA0080009 | Rating Area 4 | Tobacco User/Non-Tobacco User | 45 | 601.90 | 689.18 |
| 79279PA0080009 | Rating Area 4 | Tobacco User/Non-Tobacco User | 46 | 625.25 | 725.29 |
| 79279PA0080009 | Rating Area 4 | Tobacco User/Non-Tobacco User | 47 | 651.51 | 766.83 |
| 79279PA0080009 | Rating Area 4 | Tobacco User/Non-Tobacco User | 48 | 681.52 | 815.10 |
| 79279PA0080009 | Rating Area 4 | Tobacco User/Non-Tobacco User | 49 | 711.11 | 865.42 |
| 79279PA0080009 | Rating Area 4 | Tobacco User/Non-Tobacco User | 50 | 744.46 | 911.96 |
| 79279PA0080009 | Rating Area 4 | Tobacco User/Non-Tobacco User | 51 | 777.39 | 952.30 |
| 79279PA0080009 | Rating Area 4 | Tobacco User/Non-Tobacco User | 52 | 813.65 | 996.72 |
| 79279PA0080009 | Rating Area 4 | Tobacco User/Non-Tobacco User | 53 | 850.33 | 1041.65 |
| 79279PA0080009 | Rating Area 4 | Tobacco User/Non-Tobacco User | 54 | 889.93 | 1090.16 |
| 79279PA0080009 | Rating Area 4 | Tobacco User/Non-Tobacco User | 55 | 929.53 | 1138.67 |
| 79279PA0080009 | Rating Area 4 | Tobacco User/Non-Tobacco User | 56 | 972.46 | 1191.26 |
| 79279PA0080009 | Rating Area 4 | Tobacco User/Non-Tobacco User | 57 | 1015.81 | 1244.37 |
| 79279PA0080009 | Rating Area 4 | Tobacco User/Non-Tobacco User | 58 | 1062.08 | 1301.05 |
| 79279PA0080009 | Rating Area 4 | Tobacco User/Non-Tobacco User | 59 | 1085.01 | 1329.14 |
| 79279PA0080009 | Rating Area 4 | Tobacco User/Non-Tobacco User | 60 | 1131.28 | 1385.82 |
| 79279PA0080009 | Rating Area 4 | Tobacco User/Non-Tobacco User | 61 | 1171.29 | 1434.83 |
| 79279PA0080009 | Rating Area 4 | Tobacco User/Non-Tobacco User | 62 | 1197.55 | 1467.00 |
| 79279PA0080009 | Rating Area 4 | Tobacco User/Non-Tobacco User | 63 | 1230.48 | 1507.34 |
| 79279PA0080009 | Rating Area 4 | Tobacco User/Non-Tobacco User | 64 and over | 1250.49 | 1531.85 |
| 79279PA0080008 | Rating Area 1 | Tobacco User/Non-Tobacco User | 0-14 | 205.58 | 205.58 |
| 79279PA0080008 | Rating Area 1 | Tobacco User/Non-Tobacco User | 15 | 223.85 | 223.85 |
| 79279PA0080008 | Rating Area 1 | Tobacco User/Non-Tobacco User | 16 | 230.84 | 230.84 |
| 79279PA0080008 | Rating Area 1 | Tobacco User/Non-Tobacco User | 17 | 237.83 | 237.83 |
| 79279PA0080008 | Rating Area 1 | Tobacco User/Non-Tobacco User | 18 | 245.35 | 245.35 |
| 79279PA0080008 | Rating Area 1 | Tobacco User/Non-Tobacco User | 19 | 252.87 | 252.87 |
| 79279PA0080008 | Rating Area 1 | Tobacco User/Non-Tobacco User | 20 | 260.67 | 260.67 |
| 79279PA0080008 | Rating Area 1 | Tobacco User/Non-Tobacco User | 21 | 268.73 | 275.45 |
| 79279PA0080008 | Rating Area 1 | Tobacco User/Non-Tobacco User | 22 | 268.73 | 275.45 |
| 79279PA0080008 | Rating Area 1 | Tobacco User/Non-Tobacco User | 23 | 268.73 | 275.45 |

| | | | | | | |
|--|----------------|---------------|-------------------------------|-------------|--------|--------|
| | 79279PA0080008 | Rating Area 1 | Tobacco User/Non-Tobacco User | 24 | 268.73 | 275.45 |
| | 79279PA0080008 | Rating Area 1 | Tobacco User/Non-Tobacco User | 25 | 269.80 | 276.55 |
| | 79279PA0080008 | Rating Area 1 | Tobacco User/Non-Tobacco User | 26 | 275.18 | 282.06 |
| | 79279PA0080008 | Rating Area 1 | Tobacco User/Non-Tobacco User | 27 | 281.63 | 288.67 |
| | 79279PA0080008 | Rating Area 1 | Tobacco User/Non-Tobacco User | 28 | 292.11 | 299.41 |
| | 79279PA0080008 | Rating Area 1 | Tobacco User/Non-Tobacco User | 29 | 300.71 | 308.23 |
| | 79279PA0080008 | Rating Area 1 | Tobacco User/Non-Tobacco User | 30 | 305.01 | 312.64 |
| | 79279PA0080008 | Rating Area 1 | Tobacco User/Non-Tobacco User | 31 | 311.46 | 319.25 |
| | 79279PA0080008 | Rating Area 1 | Tobacco User/Non-Tobacco User | 32 | 317.91 | 325.86 |
| | 79279PA0080008 | Rating Area 1 | Tobacco User/Non-Tobacco User | 33 | 321.94 | 329.99 |
| | 79279PA0080008 | Rating Area 1 | Tobacco User/Non-Tobacco User | 34 | 326.24 | 334.40 |
| | 79279PA0080008 | Rating Area 1 | Tobacco User/Non-Tobacco User | 35 | 328.39 | 336.60 |
| | 79279PA0080008 | Rating Area 1 | Tobacco User/Non-Tobacco User | 36 | 330.54 | 338.80 |
| | 79279PA0080008 | Rating Area 1 | Tobacco User/Non-Tobacco User | 37 | 332.69 | 341.01 |
| | 79279PA0080008 | Rating Area 1 | Tobacco User/Non-Tobacco User | 38 | 334.84 | 343.21 |
| | 79279PA0080008 | Rating Area 1 | Tobacco User/Non-Tobacco User | 39 | 339.14 | 347.62 |
| | 79279PA0080008 | Rating Area 1 | Tobacco User/Non-Tobacco User | 40 | 343.44 | 377.78 |
| | 79279PA0080008 | Rating Area 1 | Tobacco User/Non-Tobacco User | 41 | 349.89 | 386.63 |
| | 79279PA0080008 | Rating Area 1 | Tobacco User/Non-Tobacco User | 42 | 356.07 | 395.95 |
| | 79279PA0080008 | Rating Area 1 | Tobacco User/Non-Tobacco User | 43 | 364.67 | 408.80 |
| | 79279PA0080008 | Rating Area 1 | Tobacco User/Non-Tobacco User | 44 | 375.42 | 424.98 |
| | 79279PA0080008 | Rating Area 1 | Tobacco User/Non-Tobacco User | 45 | 388.05 | 444.32 |
| | 79279PA0080008 | Rating Area 1 | Tobacco User/Non-Tobacco User | 46 | 403.10 | 467.60 |
| | 79279PA0080008 | Rating Area 1 | Tobacco User/Non-Tobacco User | 47 | 420.02 | 494.36 |
| | 79279PA0080008 | Rating Area 1 | Tobacco User/Non-Tobacco User | 48 | 439.37 | 525.49 |
| | 79279PA0080008 | Rating Area 1 | Tobacco User/Non-Tobacco User | 49 | 458.45 | 557.93 |
| | 79279PA0080008 | Rating Area 1 | Tobacco User/Non-Tobacco User | 50 | 479.95 | 587.94 |
| | 79279PA0080008 | Rating Area 1 | Tobacco User/Non-Tobacco User | 51 | 501.18 | 613.95 |
| | 79279PA0080008 | Rating Area 1 | Tobacco User/Non-Tobacco User | 52 | 524.56 | 642.59 |
| | 79279PA0080008 | Rating Area 1 | Tobacco User/Non-Tobacco User | 53 | 548.21 | 671.56 |
| | 79279PA0080008 | Rating Area 1 | Tobacco User/Non-Tobacco User | 54 | 573.74 | 702.83 |
| | 79279PA0080008 | Rating Area 1 | Tobacco User/Non-Tobacco User | 55 | 599.27 | 734.11 |
| | 79279PA0080008 | Rating Area 1 | Tobacco User/Non-Tobacco User | 56 | 626.95 | 768.01 |
| | 79279PA0080008 | Rating Area 1 | Tobacco User/Non-Tobacco User | 57 | 654.90 | 802.25 |
| | 79279PA0080008 | Rating Area 1 | Tobacco User/Non-Tobacco User | 58 | 684.72 | 838.78 |
| | 79279PA0080008 | Rating Area 1 | Tobacco User/Non-Tobacco User | 59 | 699.50 | 856.89 |
| | 79279PA0080008 | Rating Area 1 | Tobacco User/Non-Tobacco User | 60 | 729.33 | 893.43 |
| | 79279PA0080008 | Rating Area 1 | Tobacco User/Non-Tobacco User | 61 | 755.13 | 925.03 |
| | 79279PA0080008 | Rating Area 1 | Tobacco User/Non-Tobacco User | 62 | 772.06 | 945.77 |
| | 79279PA0080008 | Rating Area 1 | Tobacco User/Non-Tobacco User | 63 | 793.29 | 971.78 |
| | 79279PA0080008 | Rating Area 1 | Tobacco User/Non-Tobacco User | 64 and over | 806.19 | 987.58 |
| | 79279PA0080008 | Rating Area 4 | Tobacco User/Non-Tobacco User | 0-14 | 205.58 | 205.58 |
| | 79279PA0080008 | Rating Area 4 | Tobacco User/Non-Tobacco User | 15 | 223.85 | 223.85 |
| | 79279PA0080008 | Rating Area 4 | Tobacco User/Non-Tobacco User | 16 | 230.84 | 230.84 |
| | 79279PA0080008 | Rating Area 4 | Tobacco User/Non-Tobacco User | 17 | 237.83 | 237.83 |
| | 79279PA0080008 | Rating Area 4 | Tobacco User/Non-Tobacco User | 18 | 245.35 | 245.35 |
| | 79279PA0080008 | Rating Area 4 | Tobacco User/Non-Tobacco User | 19 | 252.87 | 252.87 |
| | 79279PA0080008 | Rating Area 4 | Tobacco User/Non-Tobacco User | 20 | 260.67 | 260.67 |
| | 79279PA0080008 | Rating Area 4 | Tobacco User/Non-Tobacco User | 21 | 268.73 | 275.45 |
| | 79279PA0080008 | Rating Area 4 | Tobacco User/Non-Tobacco User | 22 | 268.73 | 275.45 |
| | 79279PA0080008 | Rating Area 4 | Tobacco User/Non-Tobacco User | 23 | 268.73 | 275.45 |
| | 79279PA0080008 | Rating Area 4 | Tobacco User/Non-Tobacco User | 24 | 268.73 | 275.45 |
| | 79279PA0080008 | Rating Area 4 | Tobacco User/Non-Tobacco User | 25 | 269.80 | 276.55 |
| | 79279PA0080008 | Rating Area 4 | Tobacco User/Non-Tobacco User | 26 | 275.18 | 282.06 |
| | 79279PA0080008 | Rating Area 4 | Tobacco User/Non-Tobacco User | 27 | 281.63 | 288.67 |
| | 79279PA0080008 | Rating Area 4 | Tobacco User/Non-Tobacco User | 28 | 292.11 | 299.41 |
| | 79279PA0080008 | Rating Area 4 | Tobacco User/Non-Tobacco User | 29 | 300.71 | 308.23 |
| | 79279PA0080008 | Rating Area 4 | Tobacco User/Non-Tobacco User | 30 | 305.01 | 312.64 |
| | 79279PA0080008 | Rating Area 4 | Tobacco User/Non-Tobacco User | 31 | 311.46 | 319.25 |
| | 79279PA0080008 | Rating Area 4 | Tobacco User/Non-Tobacco User | 32 | 317.91 | 325.86 |
| | 79279PA0080008 | Rating Area 4 | Tobacco User/Non-Tobacco User | 33 | 321.94 | 329.99 |
| | 79279PA0080008 | Rating Area 4 | Tobacco User/Non-Tobacco User | 34 | 326.24 | 334.40 |
| | 79279PA0080008 | Rating Area 4 | Tobacco User/Non-Tobacco User | 35 | 328.39 | 336.60 |
| | 79279PA0080008 | Rating Area 4 | Tobacco User/Non-Tobacco User | 36 | 330.54 | 338.80 |
| | 79279PA0080008 | Rating Area 4 | Tobacco User/Non-Tobacco User | 37 | 332.69 | 341.01 |
| | 79279PA0080008 | Rating Area 4 | Tobacco User/Non-Tobacco User | 38 | 334.84 | 343.21 |
| | 79279PA0080008 | Rating Area 4 | Tobacco User/Non-Tobacco User | 39 | 339.14 | 347.62 |
| | 79279PA0080008 | Rating Area 4 | Tobacco User/Non-Tobacco User | 40 | 343.44 | 377.78 |
| | 79279PA0080008 | Rating Area 4 | Tobacco User/Non-Tobacco User | 41 | 349.89 | 386.63 |
| | 79279PA0080008 | Rating Area 4 | Tobacco User/Non-Tobacco User | 42 | 356.07 | 395.95 |
| | 79279PA0080008 | Rating Area 4 | Tobacco User/Non-Tobacco User | 43 | 364.67 | 408.80 |
| | 79279PA0080008 | Rating Area 4 | Tobacco User/Non-Tobacco User | 44 | 375.42 | 424.98 |
| | 79279PA0080008 | Rating Area 4 | Tobacco User/Non-Tobacco User | 45 | 388.05 | 444.32 |
| | 79279PA0080008 | Rating Area 4 | Tobacco User/Non-Tobacco User | 46 | 403.10 | 467.60 |
| | 79279PA0080008 | Rating Area 4 | Tobacco User/Non-Tobacco User | 47 | 420.02 | 494.36 |
| | 79279PA0080008 | Rating Area 4 | Tobacco User/Non-Tobacco User | 48 | 439.37 | 525.49 |
| | 79279PA0080008 | Rating Area 4 | Tobacco User/Non-Tobacco User | 49 | 458.45 | 557.93 |
| | 79279PA0080008 | Rating Area 4 | Tobacco User/Non-Tobacco User | 50 | 479.95 | 587.94 |
| | 79279PA0080008 | Rating Area 4 | Tobacco User/Non-Tobacco User | 51 | 501.18 | 613.95 |
| | 79279PA0080008 | Rating Area 4 | Tobacco User/Non-Tobacco User | 52 | 524.56 | 642.59 |
| | 79279PA0080008 | Rating Area 4 | Tobacco User/Non-Tobacco User | 53 | 548.21 | 671.56 |
| | 79279PA0080008 | Rating Area 4 | Tobacco User/Non-Tobacco User | 54 | 573.74 | 702.83 |
| | 79279PA0080008 | Rating Area 4 | Tobacco User/Non-Tobacco User | 55 | 599.27 | 734.11 |
| | 79279PA0080008 | Rating Area 4 | Tobacco User/Non-Tobacco User | 56 | 626.95 | 768.01 |
| | 79279PA0080008 | Rating Area 4 | Tobacco User/Non-Tobacco User | 57 | 654.90 | 802.25 |
| | 79279PA0080008 | Rating Area 4 | Tobacco User/Non-Tobacco User | 58 | 684.72 | 838.78 |
| | 79279PA0080008 | Rating Area 4 | Tobacco User/Non-Tobacco User | 59 | 699.50 | 856.89 |
| | 79279PA0080008 | Rating Area 4 | Tobacco User/Non-Tobacco User | 60 | 729.33 | 893.43 |
| | 79279PA0080008 | Rating Area 4 | Tobacco User/Non-Tobacco User | 61 | 755.13 | 925.03 |
| | 79279PA0080008 | Rating Area 4 | Tobacco User/Non-Tobacco User | 62 | 772.06 | 945.77 |
| | 79279PA0080008 | Rating Area 4 | Tobacco User/Non-Tobacco User | 63 | 793.29 | 971.78 |
| | 79279PA0080008 | Rating Area 4 | Tobacco User/Non-Tobacco User | 64 and over | 806.19 | 987.58 |
| | 79279PA0080006 | Rating Area 1 | Tobacco User/Non-Tobacco User | 0-14 | 211.78 | 211.78 |
| | 79279PA0080006 | Rating Area 1 | Tobacco User/Non-Tobacco User | 15 | 230.61 | 230.61 |
| | 79279PA0080006 | Rating Area 1 | Tobacco User/Non-Tobacco User | 16 | 237.81 | 237.81 |
| | 79279PA0080006 | Rating Area 1 | Tobacco User/Non-Tobacco User | 17 | 245.00 | 245.00 |
| | 79279PA0080006 | Rating Area 1 | Tobacco User/Non-Tobacco User | 18 | 252.75 | 252.75 |
| | 79279PA0080006 | Rating Area 1 | Tobacco User/Non-Tobacco User | 19 | 260.51 | 260.51 |
| | 79279PA0080006 | Rating Area 1 | Tobacco User/Non-Tobacco User | 20 | 268.53 | 268.53 |
| | 79279PA0080006 | Rating Area 1 | Tobacco User/Non-Tobacco User | 21 | 276.84 | 283.76 |
| | 79279PA0080006 | Rating Area 1 | Tobacco User/Non-Tobacco User | 22 | 276.84 | 283.76 |
| | 79279PA0080006 | Rating Area 1 | Tobacco User/Non-Tobacco User | 23 | 276.84 | 283.76 |
| | 79279PA0080006 | Rating Area 1 | Tobacco User/Non-Tobacco User | 24 | 276.84 | 283.76 |
| | 79279PA0080006 | Rating Area 1 | Tobacco User/Non-Tobacco User | 25 | 277.95 | 284.90 |
| | 79279PA0080006 | Rating Area 1 | Tobacco User/Non-Tobacco User | 26 | 283.48 | 290.57 |
| | 79279PA0080006 | Rating Area 1 | Tobacco User/Non-Tobacco User | 27 | 290.13 | 297.38 |
| | 79279PA0080006 | Rating Area 1 | Tobacco User/Non-Tobacco User | 28 | 300.93 | 308.45 |
| | 79279PA0080006 | Rating Area 1 | Tobacco User/Non-Tobacco User | 29 | 309.78 | 317.52 |
| | 79279PA0080006 | Rating Area 1 | Tobacco User/Non-Tobacco User | 30 | 314.21 | 322.07 |
| | 79279PA0080006 | Rating Area 1 | Tobacco User/Non-Tobacco User | 31 | 320.86 | 328.88 |
| | 79279PA0080006 | Rating Area 1 | Tobacco User/Non-Tobacco User | 32 | 327.50 | 335.69 |
| | 79279PA0080006 | Rating Area 1 | Tobacco User/Non-Tobacco User | 33 | 331.65 | 339.94 |

| | | | | | |
|------------------------------|---------------|-------------------------------|-------------|--------|---------|
| 79279PA0080006 Rating Area 1 | | Tobacco User/Non-Tobacco User | 34 | 336.08 | 344.48 |
| 79279PA0080006 Rating Area 1 | | Tobacco User/Non-Tobacco User | 35 | 338.30 | 346.76 |
| 79279PA0080006 Rating Area 1 | | Tobacco User/Non-Tobacco User | 36 | 340.51 | 349.02 |
| 79279PA0080006 Rating Area 1 | | Tobacco User/Non-Tobacco User | 37 | 342.73 | 351.30 |
| 79279PA0080006 Rating Area 1 | | Tobacco User/Non-Tobacco User | 38 | 344.94 | 353.56 |
| 79279PA0080006 Rating Area 1 | | Tobacco User/Non-Tobacco User | 39 | 349.37 | 358.10 |
| 79279PA0080006 Rating Area 1 | | Tobacco User/Non-Tobacco User | 40 | 353.80 | 389.18 |
| 79279PA0080006 Rating Area 1 | | Tobacco User/Non-Tobacco User | 41 | 360.45 | 398.30 |
| 79279PA0080006 Rating Area 1 | | Tobacco User/Non-Tobacco User | 42 | 366.81 | 407.89 |
| 79279PA0080006 Rating Area 1 | | Tobacco User/Non-Tobacco User | 43 | 375.67 | 421.13 |
| 79279PA0080006 Rating Area 1 | | Tobacco User/Non-Tobacco User | 44 | 386.75 | 437.80 |
| 79279PA0080006 Rating Area 1 | | Tobacco User/Non-Tobacco User | 45 | 399.76 | 457.73 |
| 79279PA0080006 Rating Area 1 | | Tobacco User/Non-Tobacco User | 46 | 415.26 | 481.70 |
| 79279PA0080006 Rating Area 1 | | Tobacco User/Non-Tobacco User | 47 | 432.70 | 509.29 |
| 79279PA0080006 Rating Area 1 | | Tobacco User/Non-Tobacco User | 48 | 452.63 | 541.35 |
| 79279PA0080006 Rating Area 1 | | Tobacco User/Non-Tobacco User | 49 | 472.29 | 574.78 |
| 79279PA0080006 Rating Area 1 | | Tobacco User/Non-Tobacco User | 50 | 494.44 | 605.69 |
| 79279PA0080006 Rating Area 1 | | Tobacco User/Non-Tobacco User | 51 | 516.31 | 632.48 |
| 79279PA0080006 Rating Area 1 | | Tobacco User/Non-Tobacco User | 52 | 540.39 | 661.98 |
| 79279PA0080006 Rating Area 1 | | Tobacco User/Non-Tobacco User | 53 | 564.75 | 691.82 |
| 79279PA0080006 Rating Area 1 | | Tobacco User/Non-Tobacco User | 54 | 591.05 | 724.04 |
| 79279PA0080006 Rating Area 1 | | Tobacco User/Non-Tobacco User | 55 | 617.35 | 756.25 |
| 79279PA0080006 Rating Area 1 | | Tobacco User/Non-Tobacco User | 56 | 645.87 | 791.19 |
| 79279PA0080006 Rating Area 1 | | Tobacco User/Non-Tobacco User | 57 | 674.66 | 826.46 |
| 79279PA0080006 Rating Area 1 | | Tobacco User/Non-Tobacco User | 58 | 705.39 | 864.10 |
| 79279PA0080006 Rating Area 1 | | Tobacco User/Non-Tobacco User | 59 | 720.61 | 882.75 |
| 79279PA0080006 Rating Area 1 | | Tobacco User/Non-Tobacco User | 60 | 751.34 | 920.39 |
| 79279PA0080006 Rating Area 1 | | Tobacco User/Non-Tobacco User | 61 | 777.92 | 952.95 |
| 79279PA0080006 Rating Area 1 | | Tobacco User/Non-Tobacco User | 62 | 795.36 | 974.32 |
| 79279PA0080006 Rating Area 1 | | Tobacco User/Non-Tobacco User | 63 | 817.23 | 1001.11 |
| 79279PA0080006 Rating Area 1 | | Tobacco User/Non-Tobacco User | 64 and over | 830.52 | 1017.39 |
| 79279PA0080006 | Rating Area 4 | Tobacco User/Non-Tobacco User | 0-14 | 211.78 | 211.78 |
| 79279PA0080006 Rating Area 4 | | Tobacco User/Non-Tobacco User | 15 | 230.61 | 230.61 |
| 79279PA0080006 Rating Area 4 | | Tobacco User/Non-Tobacco User | 16 | 237.81 | 237.81 |
| 79279PA0080006 Rating Area 4 | | Tobacco User/Non-Tobacco User | 17 | 245.00 | 245.00 |
| 79279PA0080006 Rating Area 4 | | Tobacco User/Non-Tobacco User | 18 | 252.75 | 252.75 |
| 79279PA0080006 Rating Area 4 | | Tobacco User/Non-Tobacco User | 19 | 260.51 | 260.51 |
| 79279PA0080006 Rating Area 4 | | Tobacco User/Non-Tobacco User | 20 | 268.53 | 268.53 |
| 79279PA0080006 Rating Area 4 | | Tobacco User/Non-Tobacco User | 21 | 276.84 | 283.76 |
| 79279PA0080006 Rating Area 4 | | Tobacco User/Non-Tobacco User | 22 | 276.84 | 283.76 |
| 79279PA0080006 Rating Area 4 | | Tobacco User/Non-Tobacco User | 23 | 276.84 | 283.76 |
| 79279PA0080006 Rating Area 4 | | Tobacco User/Non-Tobacco User | 24 | 276.84 | 283.76 |
| 79279PA0080006 Rating Area 4 | | Tobacco User/Non-Tobacco User | 25 | 277.95 | 284.90 |
| 79279PA0080006 Rating Area 4 | | Tobacco User/Non-Tobacco User | 26 | 283.48 | 290.57 |
| 79279PA0080006 Rating Area 4 | | Tobacco User/Non-Tobacco User | 27 | 290.13 | 297.38 |
| 79279PA0080006 Rating Area 4 | | Tobacco User/Non-Tobacco User | 28 | 300.93 | 308.45 |
| 79279PA0080006 Rating Area 4 | | Tobacco User/Non-Tobacco User | 29 | 309.78 | 317.52 |
| 79279PA0080006 Rating Area 4 | | Tobacco User/Non-Tobacco User | 30 | 314.21 | 322.07 |
| 79279PA0080006 Rating Area 4 | | Tobacco User/Non-Tobacco User | 31 | 320.86 | 328.88 |
| 79279PA0080006 Rating Area 4 | | Tobacco User/Non-Tobacco User | 32 | 327.50 | 335.69 |
| 79279PA0080006 Rating Area 4 | | Tobacco User/Non-Tobacco User | 33 | 331.65 | 339.94 |
| 79279PA0080006 Rating Area 4 | | Tobacco User/Non-Tobacco User | 34 | 336.08 | 344.48 |
| 79279PA0080006 Rating Area 4 | | Tobacco User/Non-Tobacco User | 35 | 338.30 | 346.76 |
| 79279PA0080006 Rating Area 4 | | Tobacco User/Non-Tobacco User | 36 | 340.51 | 349.02 |
| 79279PA0080006 Rating Area 4 | | Tobacco User/Non-Tobacco User | 37 | 342.73 | 351.30 |
| 79279PA0080006 Rating Area 4 | | Tobacco User/Non-Tobacco User | 38 | 344.94 | 353.56 |
| 79279PA0080006 Rating Area 4 | | Tobacco User/Non-Tobacco User | 39 | 349.37 | 358.10 |
| 79279PA0080006 Rating Area 4 | | Tobacco User/Non-Tobacco User | 40 | 353.80 | 389.18 |
| 79279PA0080006 Rating Area 4 | | Tobacco User/Non-Tobacco User | 41 | 360.45 | 398.30 |
| 79279PA0080006 Rating Area 4 | | Tobacco User/Non-Tobacco User | 42 | 366.81 | 407.89 |
| 79279PA0080006 Rating Area 4 | | Tobacco User/Non-Tobacco User | 43 | 375.67 | 421.13 |
| 79279PA0080006 Rating Area 4 | | Tobacco User/Non-Tobacco User | 44 | 386.75 | 437.80 |
| 79279PA0080006 Rating Area 4 | | Tobacco User/Non-Tobacco User | 45 | 399.76 | 457.73 |
| 79279PA0080006 Rating Area 4 | | Tobacco User/Non-Tobacco User | 46 | 415.26 | 481.70 |
| 79279PA0080006 Rating Area 4 | | Tobacco User/Non-Tobacco User | 47 | 432.70 | 509.29 |
| 79279PA0080006 Rating Area 4 | | Tobacco User/Non-Tobacco User | 48 | 452.63 | 541.35 |

| | | | | | | |
|----------------|---------------|--|-------------------------------|-------------|--------|---------|
| 79279PA0080006 | Rating Area 4 | | Tobacco User/Non-Tobacco User | 49 | 472.29 | 574.78 |
| | Rating Area 4 | | Tobacco User/Non-Tobacco User | 50 | 494.44 | 605.69 |
| | Rating Area 4 | | Tobacco User/Non-Tobacco User | 51 | 516.31 | 632.48 |
| | Rating Area 4 | | Tobacco User/Non-Tobacco User | 52 | 540.39 | 661.98 |
| | Rating Area 4 | | Tobacco User/Non-Tobacco User | 53 | 564.75 | 691.82 |
| | Rating Area 4 | | Tobacco User/Non-Tobacco User | 54 | 591.05 | 724.04 |
| | Rating Area 4 | | Tobacco User/Non-Tobacco User | 55 | 617.35 | 756.25 |
| | Rating Area 4 | | Tobacco User/Non-Tobacco User | 56 | 645.87 | 791.19 |
| | Rating Area 4 | | Tobacco User/Non-Tobacco User | 57 | 674.66 | 826.46 |
| | Rating Area 4 | | Tobacco User/Non-Tobacco User | 58 | 705.39 | 864.10 |
| | Rating Area 4 | | Tobacco User/Non-Tobacco User | 59 | 720.61 | 882.75 |
| | Rating Area 4 | | Tobacco User/Non-Tobacco User | 60 | 751.34 | 920.39 |
| | Rating Area 4 | | Tobacco User/Non-Tobacco User | 61 | 777.92 | 952.95 |
| | Rating Area 4 | | Tobacco User/Non-Tobacco User | 62 | 795.36 | 974.32 |
| | Rating Area 4 | | Tobacco User/Non-Tobacco User | 63 | 817.23 | 1001.11 |
| | Rating Area 4 | | Tobacco User/Non-Tobacco User | 64 and over | 830.52 | 1017.39 |
| 79279PA0130001 | Rating Area 1 | | Tobacco User/Non-Tobacco User | 0-14 | 220.93 | 220.93 |
| 79279PA0130001 | Rating Area 1 | | Tobacco User/Non-Tobacco User | 15 | 240.57 | 240.57 |
| | Rating Area 1 | | Tobacco User/Non-Tobacco User | 16 | 248.08 | 248.08 |
| | Rating Area 1 | | Tobacco User/Non-Tobacco User | 17 | 255.59 | 255.59 |
| | Rating Area 1 | | Tobacco User/Non-Tobacco User | 18 | 263.67 | 263.67 |
| | Rating Area 1 | | Tobacco User/Non-Tobacco User | 19 | 271.76 | 271.76 |
| | Rating Area 1 | | Tobacco User/Non-Tobacco User | 20 | 280.14 | 280.14 |
| | Rating Area 1 | | Tobacco User/Non-Tobacco User | 21 | 288.80 | 296.02 |
| | Rating Area 1 | | Tobacco User/Non-Tobacco User | 22 | 288.80 | 296.02 |
| | Rating Area 1 | | Tobacco User/Non-Tobacco User | 23 | 288.80 | 296.02 |
| | Rating Area 1 | | Tobacco User/Non-Tobacco User | 24 | 288.80 | 296.02 |
| | Rating Area 1 | | Tobacco User/Non-Tobacco User | 25 | 289.96 | 297.21 |
| | Rating Area 1 | | Tobacco User/Non-Tobacco User | 26 | 295.73 | 303.12 |
| | Rating Area 1 | | Tobacco User/Non-Tobacco User | 27 | 302.66 | 310.23 |
| | Rating Area 1 | | Tobacco User/Non-Tobacco User | 28 | 313.93 | 321.78 |
| | Rating Area 1 | | Tobacco User/Non-Tobacco User | 29 | 323.17 | 331.25 |
| | Rating Area 1 | | Tobacco User/Non-Tobacco User | 30 | 327.79 | 335.98 |
| | Rating Area 1 | | Tobacco User/Non-Tobacco User | 31 | 334.72 | 343.09 |
| | Rating Area 1 | | Tobacco User/Non-Tobacco User | 32 | 341.65 | 350.19 |
| | Rating Area 1 | | Tobacco User/Non-Tobacco User | 33 | 345.98 | 354.63 |
| | Rating Area 1 | | Tobacco User/Non-Tobacco User | 34 | 350.60 | 359.37 |
| | Rating Area 1 | | Tobacco User/Non-Tobacco User | 35 | 352.91 | 361.73 |
| | Rating Area 1 | | Tobacco User/Non-Tobacco User | 36 | 355.22 | 364.10 |
| | Rating Area 1 | | Tobacco User/Non-Tobacco User | 37 | 357.53 | 366.47 |
| | Rating Area 1 | | Tobacco User/Non-Tobacco User | 38 | 359.84 | 368.84 |
| | Rating Area 1 | | Tobacco User/Non-Tobacco User | 39 | 364.47 | 373.58 |
| | Rating Area 1 | | Tobacco User/Non-Tobacco User | 40 | 369.09 | 406.00 |
| | Rating Area 1 | | Tobacco User/Non-Tobacco User | 41 | 376.02 | 415.50 |
| | Rating Area 1 | | Tobacco User/Non-Tobacco User | 42 | 382.66 | 425.52 |
| | Rating Area 1 | | Tobacco User/Non-Tobacco User | 43 | 391.90 | 439.32 |
| | Rating Area 1 | | Tobacco User/Non-Tobacco User | 44 | 403.45 | 456.71 |
| | Rating Area 1 | | Tobacco User/Non-Tobacco User | 45 | 417.03 | 477.50 |
| | Rating Area 1 | | Tobacco User/Non-Tobacco User | 46 | 433.20 | 502.51 |
| | Rating Area 1 | | Tobacco User/Non-Tobacco User | 47 | 451.39 | 531.29 |
| | Rating Area 1 | | Tobacco User/Non-Tobacco User | 48 | 472.19 | 564.74 |
| | Rating Area 1 | | Tobacco User/Non-Tobacco User | 49 | 492.69 | 599.60 |
| | Rating Area 1 | | Tobacco User/Non-Tobacco User | 50 | 515.80 | 631.86 |
| | Rating Area 1 | | Tobacco User/Non-Tobacco User | 51 | 538.61 | 659.80 |
| | Rating Area 1 | | Tobacco User/Non-Tobacco User | 52 | 563.74 | 690.58 |
| | Rating Area 1 | | Tobacco User/Non-Tobacco User | 53 | 589.15 | 721.71 |
| | Rating Area 1 | | Tobacco User/Non-Tobacco User | 54 | 616.59 | 755.32 |
| | Rating Area 1 | | Tobacco User/Non-Tobacco User | 55 | 644.02 | 788.92 |
| | Rating Area 1 | | Tobacco User/Non-Tobacco User | 56 | 673.77 | 825.37 |
| | Rating Area 1 | | Tobacco User/Non-Tobacco User | 57 | 703.81 | 862.17 |
| | Rating Area 1 | | Tobacco User/Non-Tobacco User | 58 | 735.86 | 901.43 |
| | Rating Area 1 | | Tobacco User/Non-Tobacco User | 59 | 751.75 | 920.89 |
| | Rating Area 1 | | Tobacco User/Non-Tobacco User | 60 | 783.80 | 960.16 |
| | Rating Area 1 | | Tobacco User/Non-Tobacco User | 61 | 811.53 | 994.12 |
| | Rating Area 1 | | Tobacco User/Non-Tobacco User | 62 | 829.72 | 1016.41 |
| | Rating Area 1 | | Tobacco User/Non-Tobacco User | 63 | 852.54 | 1044.36 |

| | | | | | |
|----------------|---------------|-------------------------------|-------------|--------|---------|
| 79279PA0130001 | Rating Area 1 | Tobacco User/Non-Tobacco User | 64 and over | 866.40 | 1061.34 |
| 79279PA0130001 | Rating Area 4 | Tobacco User/Non-Tobacco User | 0-14 | 220.93 | 220.93 |
| 79279PA0130001 | Rating Area 4 | Tobacco User/Non-Tobacco User | 15 | 240.57 | 240.57 |
| 79279PA0130001 | Rating Area 4 | Tobacco User/Non-Tobacco User | 16 | 248.08 | 248.08 |
| 79279PA0130001 | Rating Area 4 | Tobacco User/Non-Tobacco User | 17 | 255.59 | 255.59 |
| 79279PA0130001 | Rating Area 4 | Tobacco User/Non-Tobacco User | 18 | 263.67 | 263.67 |
| 79279PA0130001 | Rating Area 4 | Tobacco User/Non-Tobacco User | 19 | 271.76 | 271.76 |
| 79279PA0130001 | Rating Area 4 | Tobacco User/Non-Tobacco User | 20 | 280.14 | 280.14 |
| 79279PA0130001 | Rating Area 4 | Tobacco User/Non-Tobacco User | 21 | 288.80 | 296.02 |
| 79279PA0130001 | Rating Area 4 | Tobacco User/Non-Tobacco User | 22 | 288.80 | 296.02 |
| 79279PA0130001 | Rating Area 4 | Tobacco User/Non-Tobacco User | 23 | 288.80 | 296.02 |
| 79279PA0130001 | Rating Area 4 | Tobacco User/Non-Tobacco User | 24 | 288.80 | 296.02 |
| 79279PA0130001 | Rating Area 4 | Tobacco User/Non-Tobacco User | 25 | 289.96 | 297.21 |
| 79279PA0130001 | Rating Area 4 | Tobacco User/Non-Tobacco User | 26 | 295.73 | 303.12 |
| 79279PA0130001 | Rating Area 4 | Tobacco User/Non-Tobacco User | 27 | 302.66 | 310.23 |
| 79279PA0130001 | Rating Area 4 | Tobacco User/Non-Tobacco User | 28 | 313.93 | 321.78 |
| 79279PA0130001 | Rating Area 4 | Tobacco User/Non-Tobacco User | 29 | 323.17 | 331.25 |
| 79279PA0130001 | Rating Area 4 | Tobacco User/Non-Tobacco User | 30 | 327.79 | 335.98 |
| 79279PA0130001 | Rating Area 4 | Tobacco User/Non-Tobacco User | 31 | 334.72 | 343.09 |
| 79279PA0130001 | Rating Area 4 | Tobacco User/Non-Tobacco User | 32 | 341.65 | 350.19 |
| 79279PA0130001 | Rating Area 4 | Tobacco User/Non-Tobacco User | 33 | 345.98 | 354.63 |
| 79279PA0130001 | Rating Area 4 | Tobacco User/Non-Tobacco User | 34 | 350.60 | 359.37 |
| 79279PA0130001 | Rating Area 4 | Tobacco User/Non-Tobacco User | 35 | 352.91 | 361.73 |
| 79279PA0130001 | Rating Area 4 | Tobacco User/Non-Tobacco User | 36 | 355.22 | 364.10 |
| 79279PA0130001 | Rating Area 4 | Tobacco User/Non-Tobacco User | 37 | 357.53 | 366.47 |
| 79279PA0130001 | Rating Area 4 | Tobacco User/Non-Tobacco User | 38 | 359.84 | 368.84 |
| 79279PA0130001 | Rating Area 4 | Tobacco User/Non-Tobacco User | 39 | 364.47 | 373.58 |
| 79279PA0130001 | Rating Area 4 | Tobacco User/Non-Tobacco User | 40 | 369.09 | 406.00 |
| 79279PA0130001 | Rating Area 4 | Tobacco User/Non-Tobacco User | 41 | 376.02 | 415.50 |
| 79279PA0130001 | Rating Area 4 | Tobacco User/Non-Tobacco User | 42 | 382.66 | 425.52 |
| 79279PA0130001 | Rating Area 4 | Tobacco User/Non-Tobacco User | 43 | 391.90 | 439.32 |
| 79279PA0130001 | Rating Area 4 | Tobacco User/Non-Tobacco User | 44 | 403.45 | 456.71 |
| 79279PA0130001 | Rating Area 4 | Tobacco User/Non-Tobacco User | 45 | 417.03 | 477.50 |
| 79279PA0130001 | Rating Area 4 | Tobacco User/Non-Tobacco User | 46 | 433.20 | 502.51 |
| 79279PA0130001 | Rating Area 4 | Tobacco User/Non-Tobacco User | 47 | 451.39 | 531.29 |
| 79279PA0130001 | Rating Area 4 | Tobacco User/Non-Tobacco User | 48 | 472.19 | 564.74 |
| 79279PA0130001 | Rating Area 4 | Tobacco User/Non-Tobacco User | 49 | 492.69 | 599.60 |
| 79279PA0130001 | Rating Area 4 | Tobacco User/Non-Tobacco User | 50 | 515.80 | 631.86 |
| 79279PA0130001 | Rating Area 4 | Tobacco User/Non-Tobacco User | 51 | 538.61 | 659.80 |
| 79279PA0130001 | Rating Area 4 | Tobacco User/Non-Tobacco User | 52 | 563.74 | 690.58 |
| 79279PA0130001 | Rating Area 4 | Tobacco User/Non-Tobacco User | 53 | 589.15 | 721.71 |
| 79279PA0130001 | Rating Area 4 | Tobacco User/Non-Tobacco User | 54 | 616.59 | 755.32 |
| 79279PA0130001 | Rating Area 4 | Tobacco User/Non-Tobacco User | 55 | 644.02 | 788.92 |
| 79279PA0130001 | Rating Area 4 | Tobacco User/Non-Tobacco User | 56 | 673.77 | 825.37 |
| 79279PA0130001 | Rating Area 4 | Tobacco User/Non-Tobacco User | 57 | 703.81 | 862.17 |
| 79279PA0130001 | Rating Area 4 | Tobacco User/Non-Tobacco User | 58 | 735.86 | 901.43 |
| 79279PA0130001 | Rating Area 4 | Tobacco User/Non-Tobacco User | 59 | 751.75 | 920.89 |
| 79279PA0130001 | Rating Area 4 | Tobacco User/Non-Tobacco User | 60 | 783.80 | 960.16 |
| 79279PA0130001 | Rating Area 4 | Tobacco User/Non-Tobacco User | 61 | 811.53 | 994.12 |
| 79279PA0130001 | Rating Area 4 | Tobacco User/Non-Tobacco User | 62 | 829.72 | 1016.41 |
| 79279PA0130001 | Rating Area 4 | Tobacco User/Non-Tobacco User | 63 | 852.54 | 1044.36 |
| 79279PA0130001 | Rating Area 4 | Tobacco User/Non-Tobacco User | 64 and over | 866.40 | 1061.34 |
| 79279PA0120001 | Rating Area 1 | Tobacco User/Non-Tobacco User | 0-14 | 218.68 | 218.68 |
| 79279PA0120001 | Rating Area 1 | Tobacco User/Non-Tobacco User | 15 | 238.11 | 238.11 |
| 79279PA0120001 | Rating Area 1 | Tobacco User/Non-Tobacco User | 16 | 245.55 | 245.55 |
| 79279PA0120001 | Rating Area 1 | Tobacco User/Non-Tobacco User | 17 | 252.98 | 252.98 |
| 79279PA0120001 | Rating Area 1 | Tobacco User/Non-Tobacco User | 18 | 260.98 | 260.98 |
| 79279PA0120001 | Rating Area 1 | Tobacco User/Non-Tobacco User | 19 | 268.98 | 268.98 |
| 79279PA0120001 | Rating Area 1 | Tobacco User/Non-Tobacco User | 20 | 277.27 | 277.27 |
| 79279PA0120001 | Rating Area 1 | Tobacco User/Non-Tobacco User | 21 | 285.85 | 293.00 |
| 79279PA0120001 | Rating Area 1 | Tobacco User/Non-Tobacco User | 22 | 285.85 | 293.00 |
| 79279PA0120001 | Rating Area 1 | Tobacco User/Non-Tobacco User | 23 | 285.85 | 293.00 |
| 79279PA0120001 | Rating Area 1 | Tobacco User/Non-Tobacco User | 24 | 285.85 | 293.00 |
| 79279PA0120001 | Rating Area 1 | Tobacco User/Non-Tobacco User | 25 | 286.99 | 294.16 |
| 79279PA0120001 | Rating Area 1 | Tobacco User/Non-Tobacco User | 26 | 292.71 | 300.03 |
| 79279PA0120001 | Rating Area 1 | Tobacco User/Non-Tobacco User | 27 | 299.57 | 307.06 |

| | | | | | | |
|----------------|---------------|--|-------------------------------|-------------|--------|---------|
| 79279PA0120001 | Rating Area 1 | | Tobacco User/Non-Tobacco User | 28 | 310.72 | 318.49 |
| | Rating Area 1 | | Tobacco User/Non-Tobacco User | 29 | 319.87 | 327.87 |
| | Rating Area 1 | | Tobacco User/Non-Tobacco User | 30 | 324.44 | 332.55 |
| | Rating Area 1 | | Tobacco User/Non-Tobacco User | 31 | 331.30 | 339.58 |
| | Rating Area 1 | | Tobacco User/Non-Tobacco User | 32 | 338.16 | 346.61 |
| | Rating Area 1 | | Tobacco User/Non-Tobacco User | 33 | 342.45 | 351.01 |
| | Rating Area 1 | | Tobacco User/Non-Tobacco User | 34 | 347.02 | 355.70 |
| | Rating Area 1 | | Tobacco User/Non-Tobacco User | 35 | 349.31 | 358.04 |
| | Rating Area 1 | | Tobacco User/Non-Tobacco User | 36 | 351.60 | 360.39 |
| | Rating Area 1 | | Tobacco User/Non-Tobacco User | 37 | 353.88 | 362.73 |
| | Rating Area 1 | | Tobacco User/Non-Tobacco User | 38 | 356.17 | 365.07 |
| | Rating Area 1 | | Tobacco User/Non-Tobacco User | 39 | 360.74 | 369.76 |
| | Rating Area 1 | | Tobacco User/Non-Tobacco User | 40 | 365.32 | 401.85 |
| | Rating Area 1 | | Tobacco User/Non-Tobacco User | 41 | 372.18 | 411.26 |
| | Rating Area 1 | | Tobacco User/Non-Tobacco User | 42 | 378.75 | 421.17 |
| | Rating Area 1 | | Tobacco User/Non-Tobacco User | 43 | 387.90 | 434.84 |
| | Rating Area 1 | | Tobacco User/Non-Tobacco User | 44 | 399.33 | 452.04 |
| | Rating Area 1 | | Tobacco User/Non-Tobacco User | 45 | 412.77 | 472.62 |
| | Rating Area 1 | | Tobacco User/Non-Tobacco User | 46 | 428.78 | 497.38 |
| | Rating Area 1 | | Tobacco User/Non-Tobacco User | 47 | 446.78 | 525.86 |
| | Rating Area 1 | | Tobacco User/Non-Tobacco User | 48 | 467.36 | 558.96 |
| | Rating Area 1 | | Tobacco User/Non-Tobacco User | 49 | 487.66 | 593.48 |
| | Rating Area 1 | | Tobacco User/Non-Tobacco User | 50 | 510.53 | 625.40 |
| | Rating Area 1 | | Tobacco User/Non-Tobacco User | 51 | 533.11 | 653.06 |
| | Rating Area 1 | | Tobacco User/Non-Tobacco User | 52 | 557.98 | 683.53 |
| | Rating Area 1 | | Tobacco User/Non-Tobacco User | 53 | 583.13 | 714.33 |
| | Rating Area 1 | | Tobacco User/Non-Tobacco User | 54 | 610.29 | 747.61 |
| | Rating Area 1 | | Tobacco User/Non-Tobacco User | 55 | 637.45 | 780.88 |
| | Rating Area 1 | | Tobacco User/Non-Tobacco User | 56 | 666.89 | 816.94 |
| | Rating Area 1 | | Tobacco User/Non-Tobacco User | 57 | 696.62 | 853.36 |
| | Rating Area 1 | | Tobacco User/Non-Tobacco User | 58 | 728.35 | 892.23 |
| | Rating Area 1 | | Tobacco User/Non-Tobacco User | 59 | 744.07 | 911.49 |
| | Rating Area 1 | | Tobacco User/Non-Tobacco User | 60 | 775.80 | 950.36 |
| | Rating Area 1 | | Tobacco User/Non-Tobacco User | 61 | 803.24 | 983.97 |
| | Rating Area 1 | | Tobacco User/Non-Tobacco User | 62 | 821.25 | 1006.03 |
| | Rating Area 1 | | Tobacco User/Non-Tobacco User | 63 | 843.83 | 1033.69 |
| | Rating Area 1 | | Tobacco User/Non-Tobacco User | 64 and over | 857.55 | 1050.50 |
| 79279PA0120001 | Rating Area 4 | | Tobacco User/Non-Tobacco User | 0-14 | 218.68 | 218.68 |
| 79279PA0120001 | Rating Area 4 | | Tobacco User/Non-Tobacco User | 15 | 238.11 | 238.11 |
| | Rating Area 4 | | Tobacco User/Non-Tobacco User | 16 | 245.55 | 245.55 |
| | Rating Area 4 | | Tobacco User/Non-Tobacco User | 17 | 252.98 | 252.98 |
| | Rating Area 4 | | Tobacco User/Non-Tobacco User | 18 | 260.98 | 260.98 |
| | Rating Area 4 | | Tobacco User/Non-Tobacco User | 19 | 268.98 | 268.98 |
| | Rating Area 4 | | Tobacco User/Non-Tobacco User | 20 | 277.27 | 277.27 |
| | Rating Area 4 | | Tobacco User/Non-Tobacco User | 21 | 285.85 | 293.00 |
| | Rating Area 4 | | Tobacco User/Non-Tobacco User | 22 | 285.85 | 293.00 |
| | Rating Area 4 | | Tobacco User/Non-Tobacco User | 23 | 285.85 | 293.00 |
| | Rating Area 4 | | Tobacco User/Non-Tobacco User | 24 | 285.85 | 293.00 |
| | Rating Area 4 | | Tobacco User/Non-Tobacco User | 25 | 286.99 | 294.16 |
| | Rating Area 4 | | Tobacco User/Non-Tobacco User | 26 | 292.71 | 300.03 |
| | Rating Area 4 | | Tobacco User/Non-Tobacco User | 27 | 299.57 | 307.06 |
| | Rating Area 4 | | Tobacco User/Non-Tobacco User | 28 | 310.72 | 318.49 |
| | Rating Area 4 | | Tobacco User/Non-Tobacco User | 29 | 319.87 | 327.87 |
| | Rating Area 4 | | Tobacco User/Non-Tobacco User | 30 | 324.44 | 332.55 |
| | Rating Area 4 | | Tobacco User/Non-Tobacco User | 31 | 331.30 | 339.58 |
| | Rating Area 4 | | Tobacco User/Non-Tobacco User | 32 | 338.16 | 346.61 |
| | Rating Area 4 | | Tobacco User/Non-Tobacco User | 33 | 342.45 | 351.01 |
| | Rating Area 4 | | Tobacco User/Non-Tobacco User | 34 | 347.02 | 355.70 |
| | Rating Area 4 | | Tobacco User/Non-Tobacco User | 35 | 349.31 | 358.04 |
| | Rating Area 4 | | Tobacco User/Non-Tobacco User | 36 | 351.60 | 360.39 |
| | Rating Area 4 | | Tobacco User/Non-Tobacco User | 37 | 353.88 | 362.73 |
| | Rating Area 4 | | Tobacco User/Non-Tobacco User | 38 | 356.17 | 365.07 |
| | Rating Area 4 | | Tobacco User/Non-Tobacco User | 39 | 360.74 | 369.76 |
| | Rating Area 4 | | Tobacco User/Non-Tobacco User | 40 | 365.32 | 401.85 |
| | Rating Area 4 | | Tobacco User/Non-Tobacco User | 41 | 372.18 | 411.26 |
| | Rating Area 4 | | Tobacco User/Non-Tobacco User | 42 | 378.75 | 421.17 |

| | | | | | | |
|----------------|---------------|--|-------------------------------|-------------|--------|---------|
| 79279PA0120001 | Rating Area 4 | | Tobacco User/Non-Tobacco User | 43 | 387.90 | 434.84 |
| | Rating Area 4 | | Tobacco User/Non-Tobacco User | 44 | 399.33 | 452.04 |
| | Rating Area 4 | | Tobacco User/Non-Tobacco User | 45 | 412.77 | 472.62 |
| | Rating Area 4 | | Tobacco User/Non-Tobacco User | 46 | 428.78 | 497.38 |
| | Rating Area 4 | | Tobacco User/Non-Tobacco User | 47 | 446.78 | 525.86 |
| | Rating Area 4 | | Tobacco User/Non-Tobacco User | 48 | 467.36 | 558.96 |
| | Rating Area 4 | | Tobacco User/Non-Tobacco User | 49 | 487.66 | 593.48 |
| | Rating Area 4 | | Tobacco User/Non-Tobacco User | 50 | 510.53 | 625.40 |
| | Rating Area 4 | | Tobacco User/Non-Tobacco User | 51 | 533.11 | 653.06 |
| | Rating Area 4 | | Tobacco User/Non-Tobacco User | 52 | 557.98 | 683.53 |
| | Rating Area 4 | | Tobacco User/Non-Tobacco User | 53 | 583.13 | 714.33 |
| | Rating Area 4 | | Tobacco User/Non-Tobacco User | 54 | 610.29 | 747.61 |
| | Rating Area 4 | | Tobacco User/Non-Tobacco User | 55 | 637.45 | 780.88 |
| | Rating Area 4 | | Tobacco User/Non-Tobacco User | 56 | 666.89 | 816.94 |
| | Rating Area 4 | | Tobacco User/Non-Tobacco User | 57 | 696.62 | 853.36 |
| | Rating Area 4 | | Tobacco User/Non-Tobacco User | 58 | 728.35 | 892.23 |
| | Rating Area 4 | | Tobacco User/Non-Tobacco User | 59 | 744.07 | 911.49 |
| | Rating Area 4 | | Tobacco User/Non-Tobacco User | 60 | 775.80 | 950.36 |
| | Rating Area 4 | | Tobacco User/Non-Tobacco User | 61 | 803.24 | 983.97 |
| | Rating Area 4 | | Tobacco User/Non-Tobacco User | 62 | 821.25 | 1006.03 |
| | Rating Area 4 | | Tobacco User/Non-Tobacco User | 63 | 843.83 | 1033.69 |
| | Rating Area 4 | | Tobacco User/Non-Tobacco User | 64 and over | 857.55 | 1050.50 |
| 79279PA0110001 | Rating Area 1 | | Tobacco User/Non-Tobacco User | 0-14 | 228.12 | 228.12 |
| 79279PA0110001 | Rating Area 1 | | Tobacco User/Non-Tobacco User | 15 | 248.39 | 248.39 |
| | Rating Area 1 | | Tobacco User/Non-Tobacco User | 16 | 256.15 | 256.15 |
| | Rating Area 1 | | Tobacco User/Non-Tobacco User | 17 | 263.90 | 263.90 |
| | Rating Area 1 | | Tobacco User/Non-Tobacco User | 18 | 272.25 | 272.25 |
| | Rating Area 1 | | Tobacco User/Non-Tobacco User | 19 | 280.60 | 280.60 |
| | Rating Area 1 | | Tobacco User/Non-Tobacco User | 20 | 289.24 | 289.24 |
| | Rating Area 1 | | Tobacco User/Non-Tobacco User | 21 | 298.19 | 305.64 |
| | Rating Area 1 | | Tobacco User/Non-Tobacco User | 22 | 298.19 | 305.64 |
| | Rating Area 1 | | Tobacco User/Non-Tobacco User | 23 | 298.19 | 305.64 |
| | Rating Area 1 | | Tobacco User/Non-Tobacco User | 24 | 298.19 | 305.64 |
| | Rating Area 1 | | Tobacco User/Non-Tobacco User | 25 | 299.38 | 306.86 |
| | Rating Area 1 | | Tobacco User/Non-Tobacco User | 26 | 305.35 | 312.98 |
| | Rating Area 1 | | Tobacco User/Non-Tobacco User | 27 | 312.50 | 320.31 |
| | Rating Area 1 | | Tobacco User/Non-Tobacco User | 28 | 324.13 | 332.23 |
| | Rating Area 1 | | Tobacco User/Non-Tobacco User | 29 | 333.67 | 342.01 |
| | Rating Area 1 | | Tobacco User/Non-Tobacco User | 30 | 338.45 | 346.91 |
| | Rating Area 1 | | Tobacco User/Non-Tobacco User | 31 | 345.60 | 354.24 |
| | Rating Area 1 | | Tobacco User/Non-Tobacco User | 32 | 352.76 | 361.58 |
| | Rating Area 1 | | Tobacco User/Non-Tobacco User | 33 | 357.23 | 366.16 |
| | Rating Area 1 | | Tobacco User/Non-Tobacco User | 34 | 362.00 | 371.05 |
| | Rating Area 1 | | Tobacco User/Non-Tobacco User | 35 | 364.39 | 373.50 |
| | Rating Area 1 | | Tobacco User/Non-Tobacco User | 36 | 366.77 | 375.94 |
| | Rating Area 1 | | Tobacco User/Non-Tobacco User | 37 | 369.16 | 378.39 |
| | Rating Area 1 | | Tobacco User/Non-Tobacco User | 38 | 371.54 | 380.83 |
| | Rating Area 1 | | Tobacco User/Non-Tobacco User | 39 | 376.32 | 385.73 |
| | Rating Area 1 | | Tobacco User/Non-Tobacco User | 40 | 381.09 | 419.20 |
| | Rating Area 1 | | Tobacco User/Non-Tobacco User | 41 | 388.24 | 429.01 |
| | Rating Area 1 | | Tobacco User/Non-Tobacco User | 42 | 395.10 | 439.35 |
| | Rating Area 1 | | Tobacco User/Non-Tobacco User | 43 | 404.64 | 453.60 |
| | Rating Area 1 | | Tobacco User/Non-Tobacco User | 44 | 416.57 | 471.56 |
| | Rating Area 1 | | Tobacco User/Non-Tobacco User | 45 | 430.59 | 493.03 |
| | Rating Area 1 | | Tobacco User/Non-Tobacco User | 46 | 447.29 | 518.86 |
| | Rating Area 1 | | Tobacco User/Non-Tobacco User | 47 | 466.07 | 548.56 |
| | Rating Area 1 | | Tobacco User/Non-Tobacco User | 48 | 487.54 | 583.10 |
| | Rating Area 1 | | Tobacco User/Non-Tobacco User | 49 | 508.71 | 619.10 |
| | Rating Area 1 | | Tobacco User/Non-Tobacco User | 50 | 532.57 | 652.40 |
| | Rating Area 1 | | Tobacco User/Non-Tobacco User | 51 | 556.12 | 681.25 |
| | Rating Area 1 | | Tobacco User/Non-Tobacco User | 52 | 582.07 | 713.04 |
| | Rating Area 1 | | Tobacco User/Non-Tobacco User | 53 | 608.31 | 745.18 |
| | Rating Area 1 | | Tobacco User/Non-Tobacco User | 54 | 636.64 | 779.88 |
| | Rating Area 1 | | Tobacco User/Non-Tobacco User | 55 | 664.96 | 814.58 |
| | Rating Area 1 | | Tobacco User/Non-Tobacco User | 56 | 695.68 | 852.21 |
| | Rating Area 1 | | Tobacco User/Non-Tobacco User | 57 | 726.69 | 890.20 |

| | | | | | | |
|--|----------------|---------------|-------------------------------|-------------|--------|---------|
| | 79279PA0110001 | Rating Area 1 | Tobacco User/Non-Tobacco User | 58 | 759.79 | 930.74 |
| | 79279PA0110001 | Rating Area 1 | Tobacco User/Non-Tobacco User | 59 | 776.19 | 950.83 |
| | 79279PA0110001 | Rating Area 1 | Tobacco User/Non-Tobacco User | 60 | 809.29 | 991.38 |
| | 79279PA0110001 | Rating Area 1 | Tobacco User/Non-Tobacco User | 61 | 837.91 | 1026.44 |
| | 79279PA0110001 | Rating Area 1 | Tobacco User/Non-Tobacco User | 62 | 856.70 | 1049.46 |
| | 79279PA0110001 | Rating Area 1 | Tobacco User/Non-Tobacco User | 63 | 880.26 | 1078.32 |
| | 79279PA0110001 | Rating Area 1 | Tobacco User/Non-Tobacco User | 64 and over | 894.57 | 1095.85 |
| | 79279PA0110001 | Rating Area 4 | Tobacco User/Non-Tobacco User | 0-14 | 228.12 | 228.12 |
| | 79279PA0110001 | Rating Area 4 | Tobacco User/Non-Tobacco User | 15 | 248.39 | 248.39 |
| | 79279PA0110001 | Rating Area 4 | Tobacco User/Non-Tobacco User | 16 | 256.15 | 256.15 |
| | 79279PA0110001 | Rating Area 4 | Tobacco User/Non-Tobacco User | 17 | 263.90 | 263.90 |
| | 79279PA0110001 | Rating Area 4 | Tobacco User/Non-Tobacco User | 18 | 272.25 | 272.25 |
| | 79279PA0110001 | Rating Area 4 | Tobacco User/Non-Tobacco User | 19 | 280.60 | 280.60 |
| | 79279PA0110001 | Rating Area 4 | Tobacco User/Non-Tobacco User | 20 | 289.24 | 289.24 |
| | 79279PA0110001 | Rating Area 4 | Tobacco User/Non-Tobacco User | 21 | 298.19 | 305.64 |
| | 79279PA0110001 | Rating Area 4 | Tobacco User/Non-Tobacco User | 22 | 298.19 | 305.64 |
| | 79279PA0110001 | Rating Area 4 | Tobacco User/Non-Tobacco User | 23 | 298.19 | 305.64 |
| | 79279PA0110001 | Rating Area 4 | Tobacco User/Non-Tobacco User | 24 | 298.19 | 305.64 |
| | 79279PA0110001 | Rating Area 4 | Tobacco User/Non-Tobacco User | 25 | 299.38 | 306.86 |
| | 79279PA0110001 | Rating Area 4 | Tobacco User/Non-Tobacco User | 26 | 305.35 | 312.98 |
| | 79279PA0110001 | Rating Area 4 | Tobacco User/Non-Tobacco User | 27 | 312.50 | 320.31 |
| | 79279PA0110001 | Rating Area 4 | Tobacco User/Non-Tobacco User | 28 | 324.13 | 332.23 |
| | 79279PA0110001 | Rating Area 4 | Tobacco User/Non-Tobacco User | 29 | 333.67 | 342.01 |
| | 79279PA0110001 | Rating Area 4 | Tobacco User/Non-Tobacco User | 30 | 338.45 | 346.91 |
| | 79279PA0110001 | Rating Area 4 | Tobacco User/Non-Tobacco User | 31 | 345.60 | 354.24 |
| | 79279PA0110001 | Rating Area 4 | Tobacco User/Non-Tobacco User | 32 | 352.76 | 361.58 |
| | 79279PA0110001 | Rating Area 4 | Tobacco User/Non-Tobacco User | 33 | 357.23 | 366.16 |
| | 79279PA0110001 | Rating Area 4 | Tobacco User/Non-Tobacco User | 34 | 362.00 | 371.05 |
| | 79279PA0110001 | Rating Area 4 | Tobacco User/Non-Tobacco User | 35 | 364.39 | 373.50 |
| | 79279PA0110001 | Rating Area 4 | Tobacco User/Non-Tobacco User | 36 | 366.77 | 375.94 |
| | 79279PA0110001 | Rating Area 4 | Tobacco User/Non-Tobacco User | 37 | 369.16 | 378.39 |
| | 79279PA0110001 | Rating Area 4 | Tobacco User/Non-Tobacco User | 38 | 371.54 | 380.83 |
| | 79279PA0110001 | Rating Area 4 | Tobacco User/Non-Tobacco User | 39 | 376.32 | 385.73 |
| | 79279PA0110001 | Rating Area 4 | Tobacco User/Non-Tobacco User | 40 | 381.09 | 419.20 |
| | 79279PA0110001 | Rating Area 4 | Tobacco User/Non-Tobacco User | 41 | 388.24 | 429.01 |
| | 79279PA0110001 | Rating Area 4 | Tobacco User/Non-Tobacco User | 42 | 395.10 | 439.35 |
| | 79279PA0110001 | Rating Area 4 | Tobacco User/Non-Tobacco User | 43 | 404.64 | 453.60 |
| | 79279PA0110001 | Rating Area 4 | Tobacco User/Non-Tobacco User | 44 | 416.57 | 471.56 |
| | 79279PA0110001 | Rating Area 4 | Tobacco User/Non-Tobacco User | 45 | 430.59 | 493.03 |
| | 79279PA0110001 | Rating Area 4 | Tobacco User/Non-Tobacco User | 46 | 447.29 | 518.86 |
| | 79279PA0110001 | Rating Area 4 | Tobacco User/Non-Tobacco User | 47 | 466.07 | 548.56 |
| | 79279PA0110001 | Rating Area 4 | Tobacco User/Non-Tobacco User | 48 | 487.54 | 583.10 |
| | 79279PA0110001 | Rating Area 4 | Tobacco User/Non-Tobacco User | 49 | 508.71 | 619.10 |
| | 79279PA0110001 | Rating Area 4 | Tobacco User/Non-Tobacco User | 50 | 532.57 | 652.40 |
| | 79279PA0110001 | Rating Area 4 | Tobacco User/Non-Tobacco User | 51 | 556.12 | 681.25 |
| | 79279PA0110001 | Rating Area 4 | Tobacco User/Non-Tobacco User | 52 | 582.07 | 713.04 |
| | 79279PA0110001 | Rating Area 4 | Tobacco User/Non-Tobacco User | 53 | 608.31 | 745.18 |
| | 79279PA0110001 | Rating Area 4 | Tobacco User/Non-Tobacco User | 54 | 636.64 | 779.88 |
| | 79279PA0110001 | Rating Area 4 | Tobacco User/Non-Tobacco User | 55 | 664.96 | 814.58 |
| | 79279PA0110001 | Rating Area 4 | Tobacco User/Non-Tobacco User | 56 | 695.68 | 852.21 |
| | 79279PA0110001 | Rating Area 4 | Tobacco User/Non-Tobacco User | 57 | 726.69 | 890.20 |
| | 79279PA0110001 | Rating Area 4 | Tobacco User/Non-Tobacco User | 58 | 759.79 | 930.74 |
| | 79279PA0110001 | Rating Area 4 | Tobacco User/Non-Tobacco User | 59 | 776.19 | 950.83 |
| | 79279PA0110001 | Rating Area 4 | Tobacco User/Non-Tobacco User | 60 | 809.29 | 991.38 |
| | 79279PA0110001 | Rating Area 4 | Tobacco User/Non-Tobacco User | 61 | 837.91 | 1026.44 |
| | 79279PA0110001 | Rating Area 4 | Tobacco User/Non-Tobacco User | 62 | 856.70 | 1049.46 |
| | 79279PA0110001 | Rating Area 4 | Tobacco User/Non-Tobacco User | 63 | 880.26 | 1078.32 |
| | 79279PA0110001 | Rating Area 4 | Tobacco User/Non-Tobacco User | 64 and over | 894.57 | 1095.85 |
| | 79279PA0080004 | Rating Area 1 | Tobacco User/Non-Tobacco User | 0-14 | 209.12 | 209.12 |
| | 79279PA0080004 | Rating Area 1 | Tobacco User/Non-Tobacco User | 15 | 227.71 | 227.71 |
| | 79279PA0080004 | Rating Area 1 | Tobacco User/Non-Tobacco User | 16 | 234.82 | 234.82 |
| | 79279PA0080004 | Rating Area 1 | Tobacco User/Non-Tobacco User | 17 | 241.92 | 241.92 |
| | 79279PA0080004 | Rating Area 1 | Tobacco User/Non-Tobacco User | 18 | 249.58 | 249.58 |
| | 79279PA0080004 | Rating Area 1 | Tobacco User/Non-Tobacco User | 19 | 257.23 | 257.23 |
| | 79279PA0080004 | Rating Area 1 | Tobacco User/Non-Tobacco User | 20 | 265.16 | 265.16 |
| | 79279PA0080004 | Rating Area 1 | Tobacco User/Non-Tobacco User | 21 | 273.36 | 280.19 |

| | | | | | | |
|----------------|---------------|--|-------------------------------|-------------|--------|---------|
| 79279PA0080004 | Rating Area 1 | | Tobacco User/Non-Tobacco User | 22 | 273.36 | 280.19 |
| | Rating Area 1 | | Tobacco User/Non-Tobacco User | 23 | 273.36 | 280.19 |
| | Rating Area 1 | | Tobacco User/Non-Tobacco User | 24 | 273.36 | 280.19 |
| | Rating Area 1 | | Tobacco User/Non-Tobacco User | 25 | 274.45 | 281.31 |
| | Rating Area 1 | | Tobacco User/Non-Tobacco User | 26 | 279.92 | 286.92 |
| | Rating Area 1 | | Tobacco User/Non-Tobacco User | 27 | 286.48 | 293.64 |
| | Rating Area 1 | | Tobacco User/Non-Tobacco User | 28 | 297.14 | 304.57 |
| | Rating Area 1 | | Tobacco User/Non-Tobacco User | 29 | 305.89 | 313.54 |
| | Rating Area 1 | | Tobacco User/Non-Tobacco User | 30 | 310.26 | 318.02 |
| | Rating Area 1 | | Tobacco User/Non-Tobacco User | 31 | 316.82 | 324.74 |
| | Rating Area 1 | | Tobacco User/Non-Tobacco User | 32 | 323.38 | 331.46 |
| | Rating Area 1 | | Tobacco User/Non-Tobacco User | 33 | 327.49 | 335.68 |
| | Rating Area 1 | | Tobacco User/Non-Tobacco User | 34 | 331.86 | 340.16 |
| | Rating Area 1 | | Tobacco User/Non-Tobacco User | 35 | 334.05 | 342.40 |
| | Rating Area 1 | | Tobacco User/Non-Tobacco User | 36 | 336.23 | 344.64 |
| | Rating Area 1 | | Tobacco User/Non-Tobacco User | 37 | 338.42 | 346.88 |
| | Rating Area 1 | | Tobacco User/Non-Tobacco User | 38 | 340.61 | 349.13 |
| | Rating Area 1 | | Tobacco User/Non-Tobacco User | 39 | 344.98 | 353.60 |
| | Rating Area 1 | | Tobacco User/Non-Tobacco User | 40 | 349.35 | 384.29 |
| | Rating Area 1 | | Tobacco User/Non-Tobacco User | 41 | 355.91 | 393.28 |
| | Rating Area 1 | | Tobacco User/Non-Tobacco User | 42 | 362.20 | 402.77 |
| | Rating Area 1 | | Tobacco User/Non-Tobacco User | 43 | 370.95 | 415.83 |
| | Rating Area 1 | | Tobacco User/Non-Tobacco User | 44 | 381.88 | 432.29 |
| | Rating Area 1 | | Tobacco User/Non-Tobacco User | 45 | 394.73 | 451.97 |
| | Rating Area 1 | | Tobacco User/Non-Tobacco User | 46 | 410.04 | 475.65 |
| | Rating Area 1 | | Tobacco User/Non-Tobacco User | 47 | 427.26 | 502.89 |
| | Rating Area 1 | | Tobacco User/Non-Tobacco User | 48 | 446.94 | 534.54 |
| | Rating Area 1 | | Tobacco User/Non-Tobacco User | 49 | 466.35 | 567.55 |
| | Rating Area 1 | | Tobacco User/Non-Tobacco User | 50 | 488.22 | 598.07 |
| | Rating Area 1 | | Tobacco User/Non-Tobacco User | 51 | 509.82 | 624.53 |
| | Rating Area 1 | | Tobacco User/Non-Tobacco User | 52 | 533.60 | 653.66 |
| | Rating Area 1 | | Tobacco User/Non-Tobacco User | 53 | 557.65 | 683.12 |
| | Rating Area 1 | | Tobacco User/Non-Tobacco User | 54 | 583.62 | 714.93 |
| | Rating Area 1 | | Tobacco User/Non-Tobacco User | 55 | 609.59 | 746.75 |
| | Rating Area 1 | | Tobacco User/Non-Tobacco User | 56 | 637.75 | 781.24 |
| | Rating Area 1 | | Tobacco User/Non-Tobacco User | 57 | 666.18 | 816.07 |
| | Rating Area 1 | | Tobacco User/Non-Tobacco User | 58 | 696.52 | 853.24 |
| | Rating Area 1 | | Tobacco User/Non-Tobacco User | 59 | 711.56 | 871.66 |
| | Rating Area 1 | | Tobacco User/Non-Tobacco User | 60 | 741.90 | 908.83 |
| | Rating Area 1 | | Tobacco User/Non-Tobacco User | 61 | 768.14 | 940.97 |
| | Rating Area 1 | | Tobacco User/Non-Tobacco User | 62 | 785.36 | 962.07 |
| | Rating Area 1 | | Tobacco User/Non-Tobacco User | 63 | 806.96 | 988.53 |
| | Rating Area 1 | | Tobacco User/Non-Tobacco User | 64 and over | 820.08 | 1004.60 |
| 79279PA0080004 | Rating Area 4 | | Tobacco User/Non-Tobacco User | 0-14 | 209.12 | 209.12 |
| 79279PA0080004 | Rating Area 4 | | Tobacco User/Non-Tobacco User | 15 | 227.71 | 227.71 |
| | Rating Area 4 | | Tobacco User/Non-Tobacco User | 16 | 234.82 | 234.82 |
| | Rating Area 4 | | Tobacco User/Non-Tobacco User | 17 | 241.92 | 241.92 |
| | Rating Area 4 | | Tobacco User/Non-Tobacco User | 18 | 249.58 | 249.58 |
| | Rating Area 4 | | Tobacco User/Non-Tobacco User | 19 | 257.23 | 257.23 |
| | Rating Area 4 | | Tobacco User/Non-Tobacco User | 20 | 265.16 | 265.16 |
| | Rating Area 4 | | Tobacco User/Non-Tobacco User | 21 | 273.36 | 280.19 |
| | Rating Area 4 | | Tobacco User/Non-Tobacco User | 22 | 273.36 | 280.19 |
| | Rating Area 4 | | Tobacco User/Non-Tobacco User | 23 | 273.36 | 280.19 |
| | Rating Area 4 | | Tobacco User/Non-Tobacco User | 24 | 273.36 | 280.19 |
| | Rating Area 4 | | Tobacco User/Non-Tobacco User | 25 | 274.45 | 281.31 |
| | Rating Area 4 | | Tobacco User/Non-Tobacco User | 26 | 279.92 | 286.92 |
| | Rating Area 4 | | Tobacco User/Non-Tobacco User | 27 | 286.48 | 293.64 |
| | Rating Area 4 | | Tobacco User/Non-Tobacco User | 28 | 297.14 | 304.57 |
| | Rating Area 4 | | Tobacco User/Non-Tobacco User | 29 | 305.89 | 313.54 |
| | Rating Area 4 | | Tobacco User/Non-Tobacco User | 30 | 310.26 | 318.02 |
| | Rating Area 4 | | Tobacco User/Non-Tobacco User | 31 | 316.82 | 324.74 |
| | Rating Area 4 | | Tobacco User/Non-Tobacco User | 32 | 323.38 | 331.46 |
| | Rating Area 4 | | Tobacco User/Non-Tobacco User | 33 | 327.49 | 335.68 |
| | Rating Area 4 | | Tobacco User/Non-Tobacco User | 34 | 331.86 | 340.16 |
| | Rating Area 4 | | Tobacco User/Non-Tobacco User | 35 | 334.05 | 342.40 |
| | Rating Area 4 | | Tobacco User/Non-Tobacco User | 36 | 336.23 | 344.64 |

| | | | | | |
|----------------|---------------|-------------------------------|-------------|--------|---------|
| 79279PA0080004 | Rating Area 4 | Tobacco User/Non-Tobacco User | 37 | 338.42 | 346.88 |
| | | | 38 | 340.61 | 349.13 |
| | | | 39 | 344.98 | 353.60 |
| | | | 40 | 349.35 | 384.29 |
| | | | 41 | 355.91 | 393.28 |
| | | | 42 | 362.20 | 402.77 |
| | | | 43 | 370.95 | 415.83 |
| | | | 44 | 381.88 | 432.29 |
| | | | 45 | 394.73 | 451.97 |
| | | | 46 | 410.04 | 475.65 |
| | | | 47 | 427.26 | 502.89 |
| | | | 48 | 446.94 | 534.54 |
| | | | 49 | 466.35 | 567.55 |
| | | | 50 | 488.22 | 598.07 |
| | | | 51 | 509.82 | 624.53 |
| | | | 52 | 533.60 | 653.66 |
| | | | 53 | 557.65 | 683.12 |
| | | | 54 | 583.62 | 714.93 |
| | | | 55 | 609.59 | 746.75 |
| | | | 56 | 637.75 | 781.24 |
| | | | 57 | 666.18 | 816.07 |
| | | | 58 | 696.52 | 853.24 |
| | | | 59 | 711.56 | 871.66 |
| | | | 60 | 741.90 | 908.83 |
| | | | 61 | 768.14 | 940.97 |
| | | | 62 | 785.36 | 962.07 |
| | | | 63 | 806.96 | 988.53 |
| | | | 64 and over | 820.08 | 1004.60 |
| 79279PA0090002 | Rating Area 1 | Tobacco User/Non-Tobacco User | 0-14 | 196.78 | 196.78 |
| 79279PA0090002 | Rating Area 1 | Tobacco User/Non-Tobacco User | 15 | 214.27 | 214.27 |
| | | | 16 | 220.96 | 220.96 |
| | | | 17 | 227.65 | 227.65 |
| | | | 18 | 234.85 | 234.85 |
| | | | 19 | 242.05 | 242.05 |
| | | | 20 | 249.51 | 249.51 |
| | | | 21 | 257.23 | 263.66 |
| | | | 22 | 257.23 | 263.66 |
| | | | 23 | 257.23 | 263.66 |
| | | | 24 | 257.23 | 263.66 |
| | | | 25 | 258.26 | 264.72 |
| | | | 26 | 263.40 | 269.99 |
| | | | 27 | 269.58 | 276.32 |
| | | | 28 | 279.61 | 286.60 |
| | | | 29 | 287.84 | 295.04 |
| | | | 30 | 291.96 | 299.26 |
| | | | 31 | 298.13 | 305.58 |
| | | | 32 | 304.30 | 311.91 |
| | | | 33 | 308.16 | 315.86 |
| | | | 34 | 312.28 | 320.09 |
| | | | 35 | 314.34 | 322.20 |
| | | | 36 | 316.39 | 324.30 |
| | | | 37 | 318.45 | 326.41 |
| | | | 38 | 320.51 | 328.52 |
| | | | 39 | 324.62 | 332.74 |
| | | | 40 | 328.74 | 361.61 |
| | | | 41 | 334.91 | 370.08 |
| | | | 42 | 340.83 | 379.00 |
| | | | 43 | 349.06 | 391.30 |
| | | | 44 | 359.35 | 406.78 |
| | | | 45 | 371.44 | 425.30 |
| | | | 46 | 385.85 | 447.59 |
| | | | 47 | 402.05 | 473.21 |
| | | | 48 | 420.57 | 503.00 |
| | | | 49 | 438.83 | 534.06 |
| | | | 50 | 459.41 | 562.78 |
| | | | 51 | 479.73 | 587.67 |

| | | | | | | |
|------------------------------|---------------|--|-------------------------------|-------------|--------|--------|
| 79279PA0090002 Rating Area 1 | | | Tobacco User/Non-Tobacco User | 52 | 502.11 | 615.08 |
| 79279PA0090002 Rating Area 1 | | | Tobacco User/Non-Tobacco User | 53 | 524.75 | 642.82 |
| 79279PA0090002 Rating Area 1 | | | Tobacco User/Non-Tobacco User | 54 | 549.19 | 672.76 |
| 79279PA0090002 Rating Area 1 | | | Tobacco User/Non-Tobacco User | 55 | 573.62 | 702.68 |
| 79279PA0090002 Rating Area 1 | | | Tobacco User/Non-Tobacco User | 56 | 600.12 | 735.15 |
| 79279PA0090002 Rating Area 1 | | | Tobacco User/Non-Tobacco User | 57 | 626.87 | 767.92 |
| 79279PA0090002 Rating Area 1 | | | Tobacco User/Non-Tobacco User | 58 | 655.42 | 802.89 |
| 79279PA0090002 Rating Area 1 | | | Tobacco User/Non-Tobacco User | 59 | 669.57 | 820.22 |
| 79279PA0090002 Rating Area 1 | | | Tobacco User/Non-Tobacco User | 60 | 698.12 | 855.20 |
| 79279PA0090002 Rating Area 1 | | | Tobacco User/Non-Tobacco User | 61 | 722.82 | 885.45 |
| 79279PA0090002 Rating Area 1 | | | Tobacco User/Non-Tobacco User | 62 | 739.02 | 905.30 |
| 79279PA0090002 Rating Area 1 | | | Tobacco User/Non-Tobacco User | 63 | 759.34 | 930.19 |
| 79279PA0090002 Rating Area 1 | | | Tobacco User/Non-Tobacco User | 64 and over | 771.69 | 945.32 |
| 79279PA0090002 | Rating Area 4 | | Tobacco User/Non-Tobacco User | 0-14 | 196.78 | 196.78 |
| 79279PA0090002 Rating Area 4 | | | Tobacco User/Non-Tobacco User | 15 | 214.27 | 214.27 |
| 79279PA0090002 Rating Area 4 | | | Tobacco User/Non-Tobacco User | 16 | 220.96 | 220.96 |
| 79279PA0090002 Rating Area 4 | | | Tobacco User/Non-Tobacco User | 17 | 227.65 | 227.65 |
| 79279PA0090002 Rating Area 4 | | | Tobacco User/Non-Tobacco User | 18 | 234.85 | 234.85 |
| 79279PA0090002 Rating Area 4 | | | Tobacco User/Non-Tobacco User | 19 | 242.05 | 242.05 |
| 79279PA0090002 Rating Area 4 | | | Tobacco User/Non-Tobacco User | 20 | 249.51 | 249.51 |
| 79279PA0090002 Rating Area 4 | | | Tobacco User/Non-Tobacco User | 21 | 257.23 | 263.66 |
| 79279PA0090002 Rating Area 4 | | | Tobacco User/Non-Tobacco User | 22 | 257.23 | 263.66 |
| 79279PA0090002 Rating Area 4 | | | Tobacco User/Non-Tobacco User | 23 | 257.23 | 263.66 |
| 79279PA0090002 Rating Area 4 | | | Tobacco User/Non-Tobacco User | 24 | 257.23 | 263.66 |
| 79279PA0090002 Rating Area 4 | | | Tobacco User/Non-Tobacco User | 25 | 258.26 | 264.72 |
| 79279PA0090002 Rating Area 4 | | | Tobacco User/Non-Tobacco User | 26 | 263.40 | 269.99 |
| 79279PA0090002 Rating Area 4 | | | Tobacco User/Non-Tobacco User | 27 | 269.58 | 276.32 |
| 79279PA0090002 Rating Area 4 | | | Tobacco User/Non-Tobacco User | 28 | 279.61 | 286.60 |
| 79279PA0090002 Rating Area 4 | | | Tobacco User/Non-Tobacco User | 29 | 287.84 | 295.04 |
| 79279PA0090002 Rating Area 4 | | | Tobacco User/Non-Tobacco User | 30 | 291.96 | 299.26 |
| 79279PA0090002 Rating Area 4 | | | Tobacco User/Non-Tobacco User | 31 | 298.13 | 305.58 |
| 79279PA0090002 Rating Area 4 | | | Tobacco User/Non-Tobacco User | 32 | 304.30 | 311.91 |
| 79279PA0090002 Rating Area 4 | | | Tobacco User/Non-Tobacco User | 33 | 308.16 | 315.86 |
| 79279PA0090002 Rating Area 4 | | | Tobacco User/Non-Tobacco User | 34 | 312.28 | 320.09 |
| 79279PA0090002 Rating Area 4 | | | Tobacco User/Non-Tobacco User | 35 | 314.34 | 322.20 |
| 79279PA0090002 Rating Area 4 | | | Tobacco User/Non-Tobacco User | 36 | 316.39 | 324.30 |
| 79279PA0090002 Rating Area 4 | | | Tobacco User/Non-Tobacco User | 37 | 318.45 | 326.41 |
| 79279PA0090002 Rating Area 4 | | | Tobacco User/Non-Tobacco User | 38 | 320.51 | 328.52 |
| 79279PA0090002 Rating Area 4 | | | Tobacco User/Non-Tobacco User | 39 | 324.62 | 332.74 |
| 79279PA0090002 Rating Area 4 | | | Tobacco User/Non-Tobacco User | 40 | 328.74 | 361.61 |
| 79279PA0090002 Rating Area 4 | | | Tobacco User/Non-Tobacco User | 41 | 334.91 | 370.08 |
| 79279PA0090002 Rating Area 4 | | | Tobacco User/Non-Tobacco User | 42 | 340.83 | 379.00 |
| 79279PA0090002 Rating Area 4 | | | Tobacco User/Non-Tobacco User | 43 | 349.06 | 391.30 |
| 79279PA0090002 Rating Area 4 | | | Tobacco User/Non-Tobacco User | 44 | 359.35 | 406.78 |
| 79279PA0090002 Rating Area 4 | | | Tobacco User/Non-Tobacco User | 45 | 371.44 | 425.30 |
| 79279PA0090002 Rating Area 4 | | | Tobacco User/Non-Tobacco User | 46 | 385.85 | 447.59 |
| 79279PA0090002 Rating Area 4 | | | Tobacco User/Non-Tobacco User | 47 | 402.05 | 473.21 |
| 79279PA0090002 Rating Area 4 | | | Tobacco User/Non-Tobacco User | 48 | 420.57 | 503.00 |
| 79279PA0090002 Rating Area 4 | | | Tobacco User/Non-Tobacco User | 49 | 438.83 | 534.06 |
| 79279PA0090002 Rating Area 4 | | | Tobacco User/Non-Tobacco User | 50 | 459.41 | 562.78 |
| 79279PA0090002 Rating Area 4 | | | Tobacco User/Non-Tobacco User | 51 | 479.73 | 587.67 |
| 79279PA0090002 Rating Area 4 | | | Tobacco User/Non-Tobacco User | 52 | 502.11 | 615.08 |
| 79279PA0090002 Rating Area 4 | | | Tobacco User/Non-Tobacco User | 53 | 524.75 | 642.82 |
| 79279PA0090002 Rating Area 4 | | | Tobacco User/Non-Tobacco User | 54 | 549.19 | 672.76 |
| 79279PA0090002 Rating Area 4 | | | Tobacco User/Non-Tobacco User | 55 | 573.62 | 702.68 |
| 79279PA0090002 Rating Area 4 | | | Tobacco User/Non-Tobacco User | 56 | 600.12 | 735.15 |
| 79279PA0090002 Rating Area 4 | | | Tobacco User/Non-Tobacco User | 57 | 626.87 | 767.92 |
| 79279PA0090002 Rating Area 4 | | | Tobacco User/Non-Tobacco User | 58 | 655.42 | 802.89 |
| 79279PA0090002 Rating Area 4 | | | Tobacco User/Non-Tobacco User | 59 | 669.57 | 820.22 |
| 79279PA0090002 Rating Area 4 | | | Tobacco User/Non-Tobacco User | 60 | 698.12 | 855.20 |
| 79279PA0090002 Rating Area 4 | | | Tobacco User/Non-Tobacco User | 61 | 722.82 | 885.45 |
| 79279PA0090002 Rating Area 4 | | | Tobacco User/Non-Tobacco User | 62 | 739.02 | 905.30 |
| 79279PA0090002 Rating Area 4 | | | Tobacco User/Non-Tobacco User | 63 | 759.34 | 930.19 |
| 79279PA0090002 Rating Area 4 | | | Tobacco User/Non-Tobacco User | 64 and over | 771.69 | 945.32 |
| 79279PA0090003 | Rating Area 1 | | Tobacco User/Non-Tobacco User | 0-14 | 174.03 | 174.03 |
| 79279PA0090003 Rating Area 1 | | | Tobacco User/Non-Tobacco User | 15 | 189.50 | 189.50 |

| | | | | | | |
|--|------------------------------|---------------|-------------------------------|-------------|--------|--------|
| | 79279PA0090003 Rating Area 1 | | Tobacco User/Non-Tobacco User | 16 | 195.41 | 195.41 |
| | 79279PA0090003 Rating Area 1 | | Tobacco User/Non-Tobacco User | 17 | 201.33 | 201.33 |
| | 79279PA0090003 Rating Area 1 | | Tobacco User/Non-Tobacco User | 18 | 207.70 | 207.70 |
| | 79279PA0090003 Rating Area 1 | | Tobacco User/Non-Tobacco User | 19 | 214.07 | 214.07 |
| | 79279PA0090003 Rating Area 1 | | Tobacco User/Non-Tobacco User | 20 | 220.67 | 220.67 |
| | 79279PA0090003 Rating Area 1 | | Tobacco User/Non-Tobacco User | 21 | 227.49 | 233.18 |
| | 79279PA0090003 Rating Area 1 | | Tobacco User/Non-Tobacco User | 22 | 227.49 | 233.18 |
| | 79279PA0090003 Rating Area 1 | | Tobacco User/Non-Tobacco User | 23 | 227.49 | 233.18 |
| | 79279PA0090003 Rating Area 1 | | Tobacco User/Non-Tobacco User | 24 | 227.49 | 233.18 |
| | 79279PA0090003 Rating Area 1 | | Tobacco User/Non-Tobacco User | 25 | 228.40 | 234.11 |
| | 79279PA0090003 Rating Area 1 | | Tobacco User/Non-Tobacco User | 26 | 232.95 | 238.77 |
| | 79279PA0090003 Rating Area 1 | | Tobacco User/Non-Tobacco User | 27 | 238.41 | 244.37 |
| | 79279PA0090003 Rating Area 1 | | Tobacco User/Non-Tobacco User | 28 | 247.28 | 253.46 |
| | 79279PA0090003 Rating Area 1 | | Tobacco User/Non-Tobacco User | 29 | 254.56 | 260.92 |
| | 79279PA0090003 Rating Area 1 | | Tobacco User/Non-Tobacco User | 30 | 258.20 | 264.66 |
| | 79279PA0090003 Rating Area 1 | | Tobacco User/Non-Tobacco User | 31 | 263.66 | 270.25 |
| | 79279PA0090003 Rating Area 1 | | Tobacco User/Non-Tobacco User | 32 | 269.12 | 275.85 |
| | 79279PA0090003 Rating Area 1 | | Tobacco User/Non-Tobacco User | 33 | 272.53 | 279.34 |
| | 79279PA0090003 Rating Area 1 | | Tobacco User/Non-Tobacco User | 34 | 276.17 | 283.07 |
| | 79279PA0090003 Rating Area 1 | | Tobacco User/Non-Tobacco User | 35 | 277.99 | 284.94 |
| | 79279PA0090003 Rating Area 1 | | Tobacco User/Non-Tobacco User | 36 | 279.81 | 286.81 |
| | 79279PA0090003 Rating Area 1 | | Tobacco User/Non-Tobacco User | 37 | 281.63 | 288.67 |
| | 79279PA0090003 Rating Area 1 | | Tobacco User/Non-Tobacco User | 38 | 283.45 | 290.54 |
| | 79279PA0090003 Rating Area 1 | | Tobacco User/Non-Tobacco User | 39 | 287.09 | 294.27 |
| | 79279PA0090003 Rating Area 1 | | Tobacco User/Non-Tobacco User | 40 | 290.73 | 319.80 |
| | 79279PA0090003 Rating Area 1 | | Tobacco User/Non-Tobacco User | 41 | 296.19 | 327.29 |
| | 79279PA0090003 Rating Area 1 | | Tobacco User/Non-Tobacco User | 42 | 301.42 | 335.18 |
| | 79279PA0090003 Rating Area 1 | | Tobacco User/Non-Tobacco User | 43 | 308.70 | 346.05 |
| | 79279PA0090003 Rating Area 1 | | Tobacco User/Non-Tobacco User | 44 | 317.80 | 359.75 |
| | 79279PA0090003 Rating Area 1 | | Tobacco User/Non-Tobacco User | 45 | 328.50 | 376.13 |
| | 79279PA0090003 Rating Area 1 | | Tobacco User/Non-Tobacco User | 46 | 341.24 | 395.84 |
| | 79279PA0090003 Rating Area 1 | | Tobacco User/Non-Tobacco User | 47 | 355.57 | 418.51 |
| | 79279PA0090003 Rating Area 1 | | Tobacco User/Non-Tobacco User | 48 | 371.95 | 444.85 |
| | 79279PA0090003 Rating Area 1 | | Tobacco User/Non-Tobacco User | 49 | 388.10 | 472.32 |
| | 79279PA0090003 Rating Area 1 | | Tobacco User/Non-Tobacco User | 50 | 406.30 | 497.72 |
| | 79279PA0090003 Rating Area 1 | | Tobacco User/Non-Tobacco User | 51 | 424.27 | 519.73 |
| | 79279PA0090003 Rating Area 1 | | Tobacco User/Non-Tobacco User | 52 | 444.06 | 543.97 |
| | 79279PA0090003 Rating Area 1 | | Tobacco User/Non-Tobacco User | 53 | 464.08 | 568.50 |
| | 79279PA0090003 Rating Area 1 | | Tobacco User/Non-Tobacco User | 54 | 485.69 | 594.97 |
| | 79279PA0090003 Rating Area 1 | | Tobacco User/Non-Tobacco User | 55 | 507.30 | 621.44 |
| | 79279PA0090003 Rating Area 1 | | Tobacco User/Non-Tobacco User | 56 | 530.73 | 650.14 |
| | 79279PA0090003 Rating Area 1 | | Tobacco User/Non-Tobacco User | 57 | 554.39 | 679.13 |
| | 79279PA0090003 Rating Area 1 | | Tobacco User/Non-Tobacco User | 58 | 579.64 | 710.06 |
| | 79279PA0090003 Rating Area 1 | | Tobacco User/Non-Tobacco User | 59 | 592.16 | 725.40 |
| | 79279PA0090003 Rating Area 1 | | Tobacco User/Non-Tobacco User | 60 | 617.41 | 756.33 |
| | 79279PA0090003 Rating Area 1 | | Tobacco User/Non-Tobacco User | 61 | 639.25 | 783.08 |
| | 79279PA0090003 Rating Area 1 | | Tobacco User/Non-Tobacco User | 62 | 653.58 | 800.64 |
| | 79279PA0090003 Rating Area 1 | | Tobacco User/Non-Tobacco User | 63 | 671.55 | 822.65 |
| | 79279PA0090003 Rating Area 1 | | Tobacco User/Non-Tobacco User | 64 and over | 682.47 | 836.03 |
| | 79279PA0090003 | Rating Area 4 | Tobacco User/Non-Tobacco User | 0-14 | 174.03 | 174.03 |
| | 79279PA0090003 Rating Area 4 | | Tobacco User/Non-Tobacco User | 15 | 189.50 | 189.50 |
| | 79279PA0090003 Rating Area 4 | | Tobacco User/Non-Tobacco User | 16 | 195.41 | 195.41 |
| | 79279PA0090003 Rating Area 4 | | Tobacco User/Non-Tobacco User | 17 | 201.33 | 201.33 |
| | 79279PA0090003 Rating Area 4 | | Tobacco User/Non-Tobacco User | 18 | 207.70 | 207.70 |
| | 79279PA0090003 Rating Area 4 | | Tobacco User/Non-Tobacco User | 19 | 214.07 | 214.07 |
| | 79279PA0090003 Rating Area 4 | | Tobacco User/Non-Tobacco User | 20 | 220.67 | 220.67 |
| | 79279PA0090003 Rating Area 4 | | Tobacco User/Non-Tobacco User | 21 | 227.49 | 233.18 |
| | 79279PA0090003 Rating Area 4 | | Tobacco User/Non-Tobacco User | 22 | 227.49 | 233.18 |
| | 79279PA0090003 Rating Area 4 | | Tobacco User/Non-Tobacco User | 23 | 227.49 | 233.18 |
| | 79279PA0090003 Rating Area 4 | | Tobacco User/Non-Tobacco User | 24 | 227.49 | 233.18 |
| | 79279PA0090003 Rating Area 4 | | Tobacco User/Non-Tobacco User | 25 | 228.40 | 234.11 |
| | 79279PA0090003 Rating Area 4 | | Tobacco User/Non-Tobacco User | 26 | 232.95 | 238.77 |
| | 79279PA0090003 Rating Area 4 | | Tobacco User/Non-Tobacco User | 27 | 238.41 | 244.37 |
| | 79279PA0090003 Rating Area 4 | | Tobacco User/Non-Tobacco User | 28 | 247.28 | 253.46 |
| | 79279PA0090003 Rating Area 4 | | Tobacco User/Non-Tobacco User | 29 | 254.56 | 260.92 |
| | 79279PA0090003 Rating Area 4 | | Tobacco User/Non-Tobacco User | 30 | 258.20 | 264.66 |

| | | | | | | |
|----------------|---------------|--|-------------------------------|-------------|--------|--------|
| 79279PA0090003 | Rating Area 4 | | Tobacco User/Non-Tobacco User | 31 | 263.66 | 270.25 |
| | Rating Area 4 | | Tobacco User/Non-Tobacco User | 32 | 269.12 | 275.85 |
| | Rating Area 4 | | Tobacco User/Non-Tobacco User | 33 | 272.53 | 279.34 |
| | Rating Area 4 | | Tobacco User/Non-Tobacco User | 34 | 276.17 | 283.07 |
| | Rating Area 4 | | Tobacco User/Non-Tobacco User | 35 | 277.99 | 284.94 |
| | Rating Area 4 | | Tobacco User/Non-Tobacco User | 36 | 279.81 | 286.81 |
| | Rating Area 4 | | Tobacco User/Non-Tobacco User | 37 | 281.63 | 288.67 |
| | Rating Area 4 | | Tobacco User/Non-Tobacco User | 38 | 283.45 | 290.54 |
| | Rating Area 4 | | Tobacco User/Non-Tobacco User | 39 | 287.09 | 294.27 |
| | Rating Area 4 | | Tobacco User/Non-Tobacco User | 40 | 290.73 | 319.80 |
| | Rating Area 4 | | Tobacco User/Non-Tobacco User | 41 | 296.19 | 327.29 |
| | Rating Area 4 | | Tobacco User/Non-Tobacco User | 42 | 301.42 | 335.18 |
| | Rating Area 4 | | Tobacco User/Non-Tobacco User | 43 | 308.70 | 346.05 |
| | Rating Area 4 | | Tobacco User/Non-Tobacco User | 44 | 317.80 | 359.75 |
| | Rating Area 4 | | Tobacco User/Non-Tobacco User | 45 | 328.50 | 376.13 |
| | Rating Area 4 | | Tobacco User/Non-Tobacco User | 46 | 341.24 | 395.84 |
| | Rating Area 4 | | Tobacco User/Non-Tobacco User | 47 | 355.57 | 418.51 |
| | Rating Area 4 | | Tobacco User/Non-Tobacco User | 48 | 371.95 | 444.85 |
| | Rating Area 4 | | Tobacco User/Non-Tobacco User | 49 | 388.10 | 472.32 |
| | Rating Area 4 | | Tobacco User/Non-Tobacco User | 50 | 406.30 | 497.72 |
| | Rating Area 4 | | Tobacco User/Non-Tobacco User | 51 | 424.27 | 519.73 |
| | Rating Area 4 | | Tobacco User/Non-Tobacco User | 52 | 444.06 | 543.97 |
| | Rating Area 4 | | Tobacco User/Non-Tobacco User | 53 | 464.08 | 568.50 |
| | Rating Area 4 | | Tobacco User/Non-Tobacco User | 54 | 485.69 | 594.97 |
| | Rating Area 4 | | Tobacco User/Non-Tobacco User | 55 | 507.30 | 621.44 |
| | Rating Area 4 | | Tobacco User/Non-Tobacco User | 56 | 530.73 | 650.14 |
| | Rating Area 4 | | Tobacco User/Non-Tobacco User | 57 | 554.39 | 679.13 |
| | Rating Area 4 | | Tobacco User/Non-Tobacco User | 58 | 579.64 | 710.06 |
| | Rating Area 4 | | Tobacco User/Non-Tobacco User | 59 | 592.16 | 725.40 |
| | Rating Area 4 | | Tobacco User/Non-Tobacco User | 60 | 617.41 | 756.33 |
| | Rating Area 4 | | Tobacco User/Non-Tobacco User | 61 | 639.25 | 783.08 |
| | Rating Area 4 | | Tobacco User/Non-Tobacco User | 62 | 653.58 | 800.64 |
| | Rating Area 4 | | Tobacco User/Non-Tobacco User | 63 | 671.55 | 822.65 |
| | Rating Area 4 | | Tobacco User/Non-Tobacco User | 64 and over | 682.47 | 836.03 |
| 79279PA0080001 | Rating Area 1 | | Tobacco User/Non-Tobacco User | 0-14 | 149.89 | 149.89 |
| 79279PA0080001 | Rating Area 1 | | Tobacco User/Non-Tobacco User | 15 | 163.22 | 163.22 |
| | Rating Area 1 | | Tobacco User/Non-Tobacco User | 16 | 168.31 | 168.31 |
| | Rating Area 1 | | Tobacco User/Non-Tobacco User | 17 | 173.41 | 173.41 |
| | Rating Area 1 | | Tobacco User/Non-Tobacco User | 18 | 178.89 | 178.89 |
| | Rating Area 1 | | Tobacco User/Non-Tobacco User | 19 | 184.38 | 184.38 |
| | Rating Area 1 | | Tobacco User/Non-Tobacco User | 20 | 190.06 | 190.06 |
| | Rating Area 1 | | Tobacco User/Non-Tobacco User | 21 | 195.94 | 200.84 |
| | Rating Area 1 | | Tobacco User/Non-Tobacco User | 22 | 195.94 | 200.84 |
| | Rating Area 1 | | Tobacco User/Non-Tobacco User | 23 | 195.94 | 200.84 |
| | Rating Area 1 | | Tobacco User/Non-Tobacco User | 24 | 195.94 | 200.84 |
| | Rating Area 1 | | Tobacco User/Non-Tobacco User | 25 | 196.72 | 201.64 |
| | Rating Area 1 | | Tobacco User/Non-Tobacco User | 26 | 200.64 | 205.66 |
| | Rating Area 1 | | Tobacco User/Non-Tobacco User | 27 | 205.35 | 210.48 |
| | Rating Area 1 | | Tobacco User/Non-Tobacco User | 28 | 212.99 | 218.31 |
| | Rating Area 1 | | Tobacco User/Non-Tobacco User | 29 | 219.26 | 224.74 |
| | Rating Area 1 | | Tobacco User/Non-Tobacco User | 30 | 222.39 | 227.95 |
| | Rating Area 1 | | Tobacco User/Non-Tobacco User | 31 | 227.09 | 232.77 |
| | Rating Area 1 | | Tobacco User/Non-Tobacco User | 32 | 231.80 | 237.60 |
| | Rating Area 1 | | Tobacco User/Non-Tobacco User | 33 | 234.74 | 240.61 |
| | Rating Area 1 | | Tobacco User/Non-Tobacco User | 34 | 237.87 | 243.82 |
| | Rating Area 1 | | Tobacco User/Non-Tobacco User | 35 | 239.44 | 245.43 |
| | Rating Area 1 | | Tobacco User/Non-Tobacco User | 36 | 241.01 | 247.04 |
| | Rating Area 1 | | Tobacco User/Non-Tobacco User | 37 | 242.57 | 248.63 |
| | Rating Area 1 | | Tobacco User/Non-Tobacco User | 38 | 244.14 | 250.24 |
| | Rating Area 1 | | Tobacco User/Non-Tobacco User | 39 | 247.28 | 253.46 |
| | Rating Area 1 | | Tobacco User/Non-Tobacco User | 40 | 250.41 | 275.45 |
| | Rating Area 1 | | Tobacco User/Non-Tobacco User | 41 | 255.11 | 281.90 |
| | Rating Area 1 | | Tobacco User/Non-Tobacco User | 42 | 259.62 | 288.70 |
| | Rating Area 1 | | Tobacco User/Non-Tobacco User | 43 | 265.89 | 298.06 |
| | Rating Area 1 | | Tobacco User/Non-Tobacco User | 44 | 273.73 | 309.86 |
| | Rating Area 1 | | Tobacco User/Non-Tobacco User | 45 | 282.94 | 323.97 |

| | | | | | | |
|----------------|---------------|--|-------------------------------|-------------|--------|--------|
| 79279PA0080001 | Rating Area 1 | | Tobacco User/Non-Tobacco User | 46 | 293.91 | 340.94 |
| | Rating Area 1 | | Tobacco User/Non-Tobacco User | 47 | 306.25 | 360.46 |
| | Rating Area 1 | | Tobacco User/Non-Tobacco User | 48 | 320.36 | 383.15 |
| | Rating Area 1 | | Tobacco User/Non-Tobacco User | 49 | 334.27 | 406.81 |
| | Rating Area 1 | | Tobacco User/Non-Tobacco User | 50 | 349.95 | 428.69 |
| | Rating Area 1 | | Tobacco User/Non-Tobacco User | 51 | 365.43 | 447.65 |
| | Rating Area 1 | | Tobacco User/Non-Tobacco User | 52 | 382.47 | 468.53 |
| | Rating Area 1 | | Tobacco User/Non-Tobacco User | 53 | 399.72 | 489.66 |
| | Rating Area 1 | | Tobacco User/Non-Tobacco User | 54 | 418.33 | 512.45 |
| | Rating Area 1 | | Tobacco User/Non-Tobacco User | 55 | 436.95 | 535.26 |
| | Rating Area 1 | | Tobacco User/Non-Tobacco User | 56 | 457.13 | 559.98 |
| | Rating Area 1 | | Tobacco User/Non-Tobacco User | 57 | 477.51 | 584.95 |
| | Rating Area 1 | | Tobacco User/Non-Tobacco User | 58 | 499.26 | 611.59 |
| | Rating Area 1 | | Tobacco User/Non-Tobacco User | 59 | 510.03 | 624.79 |
| | Rating Area 1 | | Tobacco User/Non-Tobacco User | 60 | 531.78 | 651.43 |
| | Rating Area 1 | | Tobacco User/Non-Tobacco User | 61 | 550.59 | 674.47 |
| | Rating Area 1 | | Tobacco User/Non-Tobacco User | 62 | 562.94 | 689.60 |
| | Rating Area 1 | | Tobacco User/Non-Tobacco User | 63 | 578.41 | 708.55 |
| | Rating Area 1 | | Tobacco User/Non-Tobacco User | 64 and over | 587.82 | 720.08 |
| 79279PA0080001 | Rating Area 4 | | Tobacco User/Non-Tobacco User | 0-14 | 149.89 | 149.89 |
| 79279PA0080001 | Rating Area 4 | | Tobacco User/Non-Tobacco User | 15 | 163.22 | 163.22 |
| | Rating Area 4 | | Tobacco User/Non-Tobacco User | 16 | 168.31 | 168.31 |
| | Rating Area 4 | | Tobacco User/Non-Tobacco User | 17 | 173.41 | 173.41 |
| | Rating Area 4 | | Tobacco User/Non-Tobacco User | 18 | 178.89 | 178.89 |
| | Rating Area 4 | | Tobacco User/Non-Tobacco User | 19 | 184.38 | 184.38 |
| | Rating Area 4 | | Tobacco User/Non-Tobacco User | 20 | 190.06 | 190.06 |
| | Rating Area 4 | | Tobacco User/Non-Tobacco User | 21 | 195.94 | 200.84 |
| | Rating Area 4 | | Tobacco User/Non-Tobacco User | 22 | 195.94 | 200.84 |
| | Rating Area 4 | | Tobacco User/Non-Tobacco User | 23 | 195.94 | 200.84 |
| | Rating Area 4 | | Tobacco User/Non-Tobacco User | 24 | 195.94 | 200.84 |
| | Rating Area 4 | | Tobacco User/Non-Tobacco User | 25 | 196.72 | 201.64 |
| | Rating Area 4 | | Tobacco User/Non-Tobacco User | 26 | 200.64 | 205.66 |
| | Rating Area 4 | | Tobacco User/Non-Tobacco User | 27 | 205.35 | 210.48 |
| | Rating Area 4 | | Tobacco User/Non-Tobacco User | 28 | 212.99 | 218.31 |
| | Rating Area 4 | | Tobacco User/Non-Tobacco User | 29 | 219.26 | 224.74 |
| | Rating Area 4 | | Tobacco User/Non-Tobacco User | 30 | 222.39 | 227.95 |
| | Rating Area 4 | | Tobacco User/Non-Tobacco User | 31 | 227.09 | 232.77 |
| | Rating Area 4 | | Tobacco User/Non-Tobacco User | 32 | 231.80 | 237.60 |
| | Rating Area 4 | | Tobacco User/Non-Tobacco User | 33 | 234.74 | 240.61 |
| | Rating Area 4 | | Tobacco User/Non-Tobacco User | 34 | 237.87 | 243.82 |
| | Rating Area 4 | | Tobacco User/Non-Tobacco User | 35 | 239.44 | 245.43 |
| | Rating Area 4 | | Tobacco User/Non-Tobacco User | 36 | 241.01 | 247.04 |
| | Rating Area 4 | | Tobacco User/Non-Tobacco User | 37 | 242.57 | 248.63 |
| | Rating Area 4 | | Tobacco User/Non-Tobacco User | 38 | 244.14 | 250.24 |
| | Rating Area 4 | | Tobacco User/Non-Tobacco User | 39 | 247.28 | 253.46 |
| | Rating Area 4 | | Tobacco User/Non-Tobacco User | 40 | 250.41 | 275.45 |
| | Rating Area 4 | | Tobacco User/Non-Tobacco User | 41 | 255.11 | 281.90 |
| | Rating Area 4 | | Tobacco User/Non-Tobacco User | 42 | 259.62 | 288.70 |
| | Rating Area 4 | | Tobacco User/Non-Tobacco User | 43 | 265.89 | 298.06 |
| | Rating Area 4 | | Tobacco User/Non-Tobacco User | 44 | 273.73 | 309.86 |
| | Rating Area 4 | | Tobacco User/Non-Tobacco User | 45 | 282.94 | 323.97 |
| | Rating Area 4 | | Tobacco User/Non-Tobacco User | 46 | 293.91 | 340.94 |
| | Rating Area 4 | | Tobacco User/Non-Tobacco User | 47 | 306.25 | 360.46 |
| | Rating Area 4 | | Tobacco User/Non-Tobacco User | 48 | 320.36 | 383.15 |
| | Rating Area 4 | | Tobacco User/Non-Tobacco User | 49 | 334.27 | 406.81 |
| | Rating Area 4 | | Tobacco User/Non-Tobacco User | 50 | 349.95 | 428.69 |
| | Rating Area 4 | | Tobacco User/Non-Tobacco User | 51 | 365.43 | 447.65 |
| | Rating Area 4 | | Tobacco User/Non-Tobacco User | 52 | 382.47 | 468.53 |
| | Rating Area 4 | | Tobacco User/Non-Tobacco User | 53 | 399.72 | 489.66 |
| | Rating Area 4 | | Tobacco User/Non-Tobacco User | 54 | 418.33 | 512.45 |
| | Rating Area 4 | | Tobacco User/Non-Tobacco User | 55 | 436.95 | 535.26 |
| | Rating Area 4 | | Tobacco User/Non-Tobacco User | 56 | 457.13 | 559.98 |
| | Rating Area 4 | | Tobacco User/Non-Tobacco User | 57 | 477.51 | 584.95 |
| | Rating Area 4 | | Tobacco User/Non-Tobacco User | 58 | 499.26 | 611.59 |
| | Rating Area 4 | | Tobacco User/Non-Tobacco User | 59 | 510.03 | 624.79 |
| | Rating Area 4 | | Tobacco User/Non-Tobacco User | 60 | 531.78 | 651.43 |

| | | | | | |
|------------------------------|---------------|-------------------------------|-------------|--------|--------|
| 79279PA0080001 Rating Area 4 | | Tobacco User/Non-Tobacco User | 61 | 550.59 | 674.47 |
| 79279PA0080001 Rating Area 4 | | Tobacco User/Non-Tobacco User | 62 | 562.94 | 689.60 |
| 79279PA0080001 Rating Area 4 | | Tobacco User/Non-Tobacco User | 63 | 578.41 | 708.55 |
| 79279PA0080001 Rating Area 4 | | Tobacco User/Non-Tobacco User | 64 and over | 587.82 | 720.08 |
| 79279PA0080003 | Rating Area 1 | Tobacco User/Non-Tobacco User | 0-14 | 151.18 | 151.18 |
| 79279PA0080003 Rating Area 1 | | Tobacco User/Non-Tobacco User | 15 | 164.62 | 164.62 |
| 79279PA0080003 Rating Area 1 | | Tobacco User/Non-Tobacco User | 16 | 169.76 | 169.76 |
| 79279PA0080003 Rating Area 1 | | Tobacco User/Non-Tobacco User | 17 | 174.89 | 174.89 |
| 79279PA0080003 Rating Area 1 | | Tobacco User/Non-Tobacco User | 18 | 180.43 | 180.43 |
| 79279PA0080003 Rating Area 1 | | Tobacco User/Non-Tobacco User | 19 | 185.96 | 185.96 |
| 79279PA0080003 Rating Area 1 | | Tobacco User/Non-Tobacco User | 20 | 191.69 | 191.69 |
| 79279PA0080003 Rating Area 1 | | Tobacco User/Non-Tobacco User | 21 | 197.62 | 202.56 |
| 79279PA0080003 Rating Area 1 | | Tobacco User/Non-Tobacco User | 22 | 197.62 | 202.56 |
| 79279PA0080003 Rating Area 1 | | Tobacco User/Non-Tobacco User | 23 | 197.62 | 202.56 |
| 79279PA0080003 Rating Area 1 | | Tobacco User/Non-Tobacco User | 24 | 197.62 | 202.56 |
| 79279PA0080003 Rating Area 1 | | Tobacco User/Non-Tobacco User | 25 | 198.41 | 203.37 |
| 79279PA0080003 Rating Area 1 | | Tobacco User/Non-Tobacco User | 26 | 202.36 | 207.42 |
| 79279PA0080003 Rating Area 1 | | Tobacco User/Non-Tobacco User | 27 | 207.11 | 212.29 |
| 79279PA0080003 Rating Area 1 | | Tobacco User/Non-Tobacco User | 28 | 214.81 | 220.18 |
| 79279PA0080003 Rating Area 1 | | Tobacco User/Non-Tobacco User | 29 | 221.14 | 226.67 |
| 79279PA0080003 Rating Area 1 | | Tobacco User/Non-Tobacco User | 30 | 224.30 | 229.91 |
| 79279PA0080003 Rating Area 1 | | Tobacco User/Non-Tobacco User | 31 | 229.04 | 234.77 |
| 79279PA0080003 Rating Area 1 | | Tobacco User/Non-Tobacco User | 32 | 233.78 | 239.62 |
| 79279PA0080003 Rating Area 1 | | Tobacco User/Non-Tobacco User | 33 | 236.75 | 242.67 |
| 79279PA0080003 Rating Area 1 | | Tobacco User/Non-Tobacco User | 34 | 239.91 | 245.91 |
| 79279PA0080003 Rating Area 1 | | Tobacco User/Non-Tobacco User | 35 | 241.49 | 247.53 |
| 79279PA0080003 Rating Area 1 | | Tobacco User/Non-Tobacco User | 36 | 243.07 | 249.15 |
| 79279PA0080003 Rating Area 1 | | Tobacco User/Non-Tobacco User | 37 | 244.65 | 250.77 |
| 79279PA0080003 Rating Area 1 | | Tobacco User/Non-Tobacco User | 38 | 246.23 | 252.39 |
| 79279PA0080003 Rating Area 1 | | Tobacco User/Non-Tobacco User | 39 | 249.40 | 255.64 |
| 79279PA0080003 Rating Area 1 | | Tobacco User/Non-Tobacco User | 40 | 252.56 | 277.82 |
| 79279PA0080003 Rating Area 1 | | Tobacco User/Non-Tobacco User | 41 | 257.30 | 284.32 |
| 79279PA0080003 Rating Area 1 | | Tobacco User/Non-Tobacco User | 42 | 261.85 | 291.18 |
| 79279PA0080003 Rating Area 1 | | Tobacco User/Non-Tobacco User | 43 | 268.17 | 300.62 |
| 79279PA0080003 Rating Area 1 | | Tobacco User/Non-Tobacco User | 44 | 276.08 | 312.52 |
| 79279PA0080003 Rating Area 1 | | Tobacco User/Non-Tobacco User | 45 | 285.36 | 326.74 |
| 79279PA0080003 Rating Area 1 | | Tobacco User/Non-Tobacco User | 46 | 296.43 | 343.86 |
| 79279PA0080003 Rating Area 1 | | Tobacco User/Non-Tobacco User | 47 | 308.88 | 363.55 |
| 79279PA0080003 Rating Area 1 | | Tobacco User/Non-Tobacco User | 48 | 323.11 | 386.44 |
| 79279PA0080003 Rating Area 1 | | Tobacco User/Non-Tobacco User | 49 | 337.14 | 410.30 |
| 79279PA0080003 Rating Area 1 | | Tobacco User/Non-Tobacco User | 50 | 352.95 | 432.36 |
| 79279PA0080003 Rating Area 1 | | Tobacco User/Non-Tobacco User | 51 | 368.56 | 451.49 |
| 79279PA0080003 Rating Area 1 | | Tobacco User/Non-Tobacco User | 52 | 385.75 | 472.54 |
| 79279PA0080003 Rating Area 1 | | Tobacco User/Non-Tobacco User | 53 | 403.14 | 493.85 |
| 79279PA0080003 Rating Area 1 | | Tobacco User/Non-Tobacco User | 54 | 421.92 | 516.85 |
| 79279PA0080003 Rating Area 1 | | Tobacco User/Non-Tobacco User | 55 | 440.69 | 539.85 |
| 79279PA0080003 Rating Area 1 | | Tobacco User/Non-Tobacco User | 56 | 461.05 | 564.79 |
| 79279PA0080003 Rating Area 1 | | Tobacco User/Non-Tobacco User | 57 | 481.60 | 589.96 |
| 79279PA0080003 Rating Area 1 | | Tobacco User/Non-Tobacco User | 58 | 503.54 | 616.84 |
| 79279PA0080003 Rating Area 1 | | Tobacco User/Non-Tobacco User | 59 | 514.40 | 630.14 |
| 79279PA0080003 Rating Area 1 | | Tobacco User/Non-Tobacco User | 60 | 536.34 | 657.02 |
| 79279PA0080003 Rating Area 1 | | Tobacco User/Non-Tobacco User | 61 | 555.31 | 680.25 |
| 79279PA0080003 Rating Area 1 | | Tobacco User/Non-Tobacco User | 62 | 567.76 | 695.51 |
| 79279PA0080003 Rating Area 1 | | Tobacco User/Non-Tobacco User | 63 | 583.37 | 714.63 |
| 79279PA0080003 Rating Area 1 | | Tobacco User/Non-Tobacco User | 64 and over | 592.86 | 726.25 |
| 79279PA0080003 | Rating Area 4 | Tobacco User/Non-Tobacco User | 0-14 | 151.18 | 151.18 |
| 79279PA0080003 Rating Area 4 | | Tobacco User/Non-Tobacco User | 15 | 164.62 | 164.62 |
| 79279PA0080003 Rating Area 4 | | Tobacco User/Non-Tobacco User | 16 | 169.76 | 169.76 |
| 79279PA0080003 Rating Area 4 | | Tobacco User/Non-Tobacco User | 17 | 174.89 | 174.89 |
| 79279PA0080003 Rating Area 4 | | Tobacco User/Non-Tobacco User | 18 | 180.43 | 180.43 |
| 79279PA0080003 Rating Area 4 | | Tobacco User/Non-Tobacco User | 19 | 185.96 | 185.96 |
| 79279PA0080003 Rating Area 4 | | Tobacco User/Non-Tobacco User | 20 | 191.69 | 191.69 |
| 79279PA0080003 Rating Area 4 | | Tobacco User/Non-Tobacco User | 21 | 197.62 | 202.56 |
| 79279PA0080003 Rating Area 4 | | Tobacco User/Non-Tobacco User | 22 | 197.62 | 202.56 |
| 79279PA0080003 Rating Area 4 | | Tobacco User/Non-Tobacco User | 23 | 197.62 | 202.56 |
| 79279PA0080003 Rating Area 4 | | Tobacco User/Non-Tobacco User | 24 | 197.62 | 202.56 |

| | | | | | | |
|----------------|---------------|--|-------------------------------|-------------|--------|--------|
| 79279PA0080003 | Rating Area 4 | | Tobacco User/Non-Tobacco User | 25 | 198.41 | 203.37 |
| | Rating Area 4 | | Tobacco User/Non-Tobacco User | 26 | 202.36 | 207.42 |
| | Rating Area 4 | | Tobacco User/Non-Tobacco User | 27 | 207.11 | 212.29 |
| | Rating Area 4 | | Tobacco User/Non-Tobacco User | 28 | 214.81 | 220.18 |
| | Rating Area 4 | | Tobacco User/Non-Tobacco User | 29 | 221.14 | 226.67 |
| | Rating Area 4 | | Tobacco User/Non-Tobacco User | 30 | 224.30 | 229.91 |
| | Rating Area 4 | | Tobacco User/Non-Tobacco User | 31 | 229.04 | 234.77 |
| | Rating Area 4 | | Tobacco User/Non-Tobacco User | 32 | 233.78 | 239.62 |
| | Rating Area 4 | | Tobacco User/Non-Tobacco User | 33 | 236.75 | 242.67 |
| | Rating Area 4 | | Tobacco User/Non-Tobacco User | 34 | 239.91 | 245.91 |
| | Rating Area 4 | | Tobacco User/Non-Tobacco User | 35 | 241.49 | 247.53 |
| | Rating Area 4 | | Tobacco User/Non-Tobacco User | 36 | 243.07 | 249.15 |
| | Rating Area 4 | | Tobacco User/Non-Tobacco User | 37 | 244.65 | 250.77 |
| | Rating Area 4 | | Tobacco User/Non-Tobacco User | 38 | 246.23 | 252.39 |
| | Rating Area 4 | | Tobacco User/Non-Tobacco User | 39 | 249.40 | 255.64 |
| | Rating Area 4 | | Tobacco User/Non-Tobacco User | 40 | 252.56 | 277.82 |
| | Rating Area 4 | | Tobacco User/Non-Tobacco User | 41 | 257.30 | 284.32 |
| | Rating Area 4 | | Tobacco User/Non-Tobacco User | 42 | 261.85 | 291.18 |
| | Rating Area 4 | | Tobacco User/Non-Tobacco User | 43 | 268.17 | 300.62 |
| | Rating Area 4 | | Tobacco User/Non-Tobacco User | 44 | 276.08 | 312.52 |
| | Rating Area 4 | | Tobacco User/Non-Tobacco User | 45 | 285.36 | 326.74 |
| | Rating Area 4 | | Tobacco User/Non-Tobacco User | 46 | 296.43 | 343.86 |
| | Rating Area 4 | | Tobacco User/Non-Tobacco User | 47 | 308.88 | 363.55 |
| | Rating Area 4 | | Tobacco User/Non-Tobacco User | 48 | 323.11 | 386.44 |
| | Rating Area 4 | | Tobacco User/Non-Tobacco User | 49 | 337.14 | 410.30 |
| | Rating Area 4 | | Tobacco User/Non-Tobacco User | 50 | 352.95 | 432.36 |
| | Rating Area 4 | | Tobacco User/Non-Tobacco User | 51 | 368.56 | 451.49 |
| | Rating Area 4 | | Tobacco User/Non-Tobacco User | 52 | 385.75 | 472.54 |
| | Rating Area 4 | | Tobacco User/Non-Tobacco User | 53 | 403.14 | 493.85 |
| | Rating Area 4 | | Tobacco User/Non-Tobacco User | 54 | 421.92 | 516.85 |
| | Rating Area 4 | | Tobacco User/Non-Tobacco User | 55 | 440.69 | 539.85 |
| | Rating Area 4 | | Tobacco User/Non-Tobacco User | 56 | 461.05 | 564.79 |
| | Rating Area 4 | | Tobacco User/Non-Tobacco User | 57 | 481.60 | 589.96 |
| | Rating Area 4 | | Tobacco User/Non-Tobacco User | 58 | 503.54 | 616.84 |
| | Rating Area 4 | | Tobacco User/Non-Tobacco User | 59 | 514.40 | 630.14 |
| | Rating Area 4 | | Tobacco User/Non-Tobacco User | 60 | 536.34 | 657.02 |
| | Rating Area 4 | | Tobacco User/Non-Tobacco User | 61 | 555.31 | 680.25 |
| | Rating Area 4 | | Tobacco User/Non-Tobacco User | 62 | 567.76 | 695.51 |
| | Rating Area 4 | | Tobacco User/Non-Tobacco User | 63 | 583.37 | 714.63 |
| | Rating Area 4 | | Tobacco User/Non-Tobacco User | 64 and over | 592.86 | 726.25 |
| 79279PA0080002 | Rating Area 1 | | Tobacco User/Non-Tobacco User | 0-14 | 142.98 | 142.98 |
| 79279PA0080002 | Rating Area 1 | | Tobacco User/Non-Tobacco User | 15 | 155.69 | 155.69 |
| | Rating Area 1 | | Tobacco User/Non-Tobacco User | 16 | 160.55 | 160.55 |
| | Rating Area 1 | | Tobacco User/Non-Tobacco User | 17 | 165.41 | 165.41 |
| | Rating Area 1 | | Tobacco User/Non-Tobacco User | 18 | 170.64 | 170.64 |
| | Rating Area 1 | | Tobacco User/Non-Tobacco User | 19 | 175.87 | 175.87 |
| | Rating Area 1 | | Tobacco User/Non-Tobacco User | 20 | 181.29 | 181.29 |
| | Rating Area 1 | | Tobacco User/Non-Tobacco User | 21 | 186.90 | 191.57 |
| | Rating Area 1 | | Tobacco User/Non-Tobacco User | 22 | 186.90 | 191.57 |
| | Rating Area 1 | | Tobacco User/Non-Tobacco User | 23 | 186.90 | 191.57 |
| | Rating Area 1 | | Tobacco User/Non-Tobacco User | 24 | 186.90 | 191.57 |
| | Rating Area 1 | | Tobacco User/Non-Tobacco User | 25 | 187.65 | 192.34 |
| | Rating Area 1 | | Tobacco User/Non-Tobacco User | 26 | 191.39 | 196.17 |
| | Rating Area 1 | | Tobacco User/Non-Tobacco User | 27 | 195.87 | 200.77 |
| | Rating Area 1 | | Tobacco User/Non-Tobacco User | 28 | 203.16 | 208.24 |
| | Rating Area 1 | | Tobacco User/Non-Tobacco User | 29 | 209.14 | 214.37 |
| | Rating Area 1 | | Tobacco User/Non-Tobacco User | 30 | 212.13 | 217.43 |
| | Rating Area 1 | | Tobacco User/Non-Tobacco User | 31 | 216.62 | 222.04 |
| | Rating Area 1 | | Tobacco User/Non-Tobacco User | 32 | 221.10 | 226.63 |
| | Rating Area 1 | | Tobacco User/Non-Tobacco User | 33 | 223.91 | 229.51 |
| | Rating Area 1 | | Tobacco User/Non-Tobacco User | 34 | 226.90 | 232.57 |
| | Rating Area 1 | | Tobacco User/Non-Tobacco User | 35 | 228.39 | 234.10 |
| | Rating Area 1 | | Tobacco User/Non-Tobacco User | 36 | 229.89 | 235.64 |
| | Rating Area 1 | | Tobacco User/Non-Tobacco User | 37 | 231.38 | 237.16 |
| | Rating Area 1 | | Tobacco User/Non-Tobacco User | 38 | 232.88 | 238.70 |
| | Rating Area 1 | | Tobacco User/Non-Tobacco User | 39 | 235.87 | 241.77 |

| | | | | | | |
|----------------|---------------|--|-------------------------------|-------------|--------|--------|
| 79279PA0080002 | Rating Area 1 | | Tobacco User/Non-Tobacco User | 40 | 238.86 | 262.75 |
| | Rating Area 1 | | Tobacco User/Non-Tobacco User | 41 | 243.34 | 268.89 |
| | Rating Area 1 | | Tobacco User/Non-Tobacco User | 42 | 247.64 | 275.38 |
| | Rating Area 1 | | Tobacco User/Non-Tobacco User | 43 | 253.62 | 284.31 |
| | Rating Area 1 | | Tobacco User/Non-Tobacco User | 44 | 261.10 | 295.57 |
| | Rating Area 1 | | Tobacco User/Non-Tobacco User | 45 | 269.88 | 309.01 |
| | Rating Area 1 | | Tobacco User/Non-Tobacco User | 46 | 280.35 | 325.21 |
| | Rating Area 1 | | Tobacco User/Non-Tobacco User | 47 | 292.12 | 343.83 |
| | Rating Area 1 | | Tobacco User/Non-Tobacco User | 48 | 305.58 | 365.47 |
| | Rating Area 1 | | Tobacco User/Non-Tobacco User | 49 | 318.85 | 388.04 |
| | Rating Area 1 | | Tobacco User/Non-Tobacco User | 50 | 333.80 | 408.91 |
| | Rating Area 1 | | Tobacco User/Non-Tobacco User | 51 | 348.57 | 427.00 |
| | Rating Area 1 | | Tobacco User/Non-Tobacco User | 52 | 364.83 | 446.92 |
| | Rating Area 1 | | Tobacco User/Non-Tobacco User | 53 | 381.28 | 467.07 |
| | Rating Area 1 | | Tobacco User/Non-Tobacco User | 54 | 399.03 | 488.81 |
| | Rating Area 1 | | Tobacco User/Non-Tobacco User | 55 | 416.79 | 510.57 |
| | Rating Area 1 | | Tobacco User/Non-Tobacco User | 56 | 436.04 | 534.15 |
| | Rating Area 1 | | Tobacco User/Non-Tobacco User | 57 | 455.48 | 557.96 |
| | Rating Area 1 | | Tobacco User/Non-Tobacco User | 58 | 476.22 | 583.37 |
| | Rating Area 1 | | Tobacco User/Non-Tobacco User | 59 | 486.50 | 595.96 |
| | Rating Area 1 | | Tobacco User/Non-Tobacco User | 60 | 507.25 | 621.38 |
| | Rating Area 1 | | Tobacco User/Non-Tobacco User | 61 | 525.19 | 643.36 |
| | Rating Area 1 | | Tobacco User/Non-Tobacco User | 62 | 536.96 | 657.78 |
| | Rating Area 1 | | Tobacco User/Non-Tobacco User | 63 | 551.73 | 675.87 |
| | Rating Area 1 | | Tobacco User/Non-Tobacco User | 64 and over | 560.70 | 686.86 |
| 79279PA0080002 | Rating Area 4 | | Tobacco User/Non-Tobacco User | 0-14 | 142.98 | 142.98 |
| 79279PA0080002 | Rating Area 4 | | Tobacco User/Non-Tobacco User | 15 | 155.69 | 155.69 |
| | Rating Area 4 | | Tobacco User/Non-Tobacco User | 16 | 160.55 | 160.55 |
| | Rating Area 4 | | Tobacco User/Non-Tobacco User | 17 | 165.41 | 165.41 |
| | Rating Area 4 | | Tobacco User/Non-Tobacco User | 18 | 170.64 | 170.64 |
| | Rating Area 4 | | Tobacco User/Non-Tobacco User | 19 | 175.87 | 175.87 |
| | Rating Area 4 | | Tobacco User/Non-Tobacco User | 20 | 181.29 | 181.29 |
| | Rating Area 4 | | Tobacco User/Non-Tobacco User | 21 | 186.90 | 191.57 |
| | Rating Area 4 | | Tobacco User/Non-Tobacco User | 22 | 186.90 | 191.57 |
| | Rating Area 4 | | Tobacco User/Non-Tobacco User | 23 | 186.90 | 191.57 |
| | Rating Area 4 | | Tobacco User/Non-Tobacco User | 24 | 186.90 | 191.57 |
| | Rating Area 4 | | Tobacco User/Non-Tobacco User | 25 | 187.65 | 192.34 |
| | Rating Area 4 | | Tobacco User/Non-Tobacco User | 26 | 191.39 | 196.17 |
| | Rating Area 4 | | Tobacco User/Non-Tobacco User | 27 | 195.87 | 200.77 |
| | Rating Area 4 | | Tobacco User/Non-Tobacco User | 28 | 203.16 | 208.24 |
| | Rating Area 4 | | Tobacco User/Non-Tobacco User | 29 | 209.14 | 214.37 |
| | Rating Area 4 | | Tobacco User/Non-Tobacco User | 30 | 212.13 | 217.43 |
| | Rating Area 4 | | Tobacco User/Non-Tobacco User | 31 | 216.62 | 222.04 |
| | Rating Area 4 | | Tobacco User/Non-Tobacco User | 32 | 221.10 | 226.63 |
| | Rating Area 4 | | Tobacco User/Non-Tobacco User | 33 | 223.91 | 229.51 |
| | Rating Area 4 | | Tobacco User/Non-Tobacco User | 34 | 226.90 | 232.57 |
| | Rating Area 4 | | Tobacco User/Non-Tobacco User | 35 | 228.39 | 234.10 |
| | Rating Area 4 | | Tobacco User/Non-Tobacco User | 36 | 229.89 | 235.64 |
| | Rating Area 4 | | Tobacco User/Non-Tobacco User | 37 | 231.38 | 237.16 |
| | Rating Area 4 | | Tobacco User/Non-Tobacco User | 38 | 232.88 | 238.70 |
| | Rating Area 4 | | Tobacco User/Non-Tobacco User | 39 | 235.87 | 241.77 |
| | Rating Area 4 | | Tobacco User/Non-Tobacco User | 40 | 238.86 | 262.75 |
| | Rating Area 4 | | Tobacco User/Non-Tobacco User | 41 | 243.34 | 268.89 |
| | Rating Area 4 | | Tobacco User/Non-Tobacco User | 42 | 247.64 | 275.38 |
| | Rating Area 4 | | Tobacco User/Non-Tobacco User | 43 | 253.62 | 284.31 |
| | Rating Area 4 | | Tobacco User/Non-Tobacco User | 44 | 261.10 | 295.57 |
| | Rating Area 4 | | Tobacco User/Non-Tobacco User | 45 | 269.88 | 309.01 |
| | Rating Area 4 | | Tobacco User/Non-Tobacco User | 46 | 280.35 | 325.21 |
| | Rating Area 4 | | Tobacco User/Non-Tobacco User | 47 | 292.12 | 343.83 |
| | Rating Area 4 | | Tobacco User/Non-Tobacco User | 48 | 305.58 | 365.47 |
| | Rating Area 4 | | Tobacco User/Non-Tobacco User | 49 | 318.85 | 388.04 |
| | Rating Area 4 | | Tobacco User/Non-Tobacco User | 50 | 333.80 | 408.91 |
| | Rating Area 4 | | Tobacco User/Non-Tobacco User | 51 | 348.57 | 427.00 |
| | Rating Area 4 | | Tobacco User/Non-Tobacco User | 52 | 364.83 | 446.92 |
| | Rating Area 4 | | Tobacco User/Non-Tobacco User | 53 | 381.28 | 467.07 |
| | Rating Area 4 | | Tobacco User/Non-Tobacco User | 54 | 399.03 | 488.81 |

| | | | | | | |
|----------------|---------------|--|-------------------------------|-------------|--------|--------|
| 79279PA0080002 | Rating Area 4 | | Tobacco User/Non-Tobacco User | 55 | 416.79 | 510.57 |
| | Rating Area 4 | | Tobacco User/Non-Tobacco User | 56 | 436.04 | 534.15 |
| | Rating Area 4 | | Tobacco User/Non-Tobacco User | 57 | 455.48 | 557.96 |
| | Rating Area 4 | | Tobacco User/Non-Tobacco User | 58 | 476.22 | 583.37 |
| | Rating Area 4 | | Tobacco User/Non-Tobacco User | 59 | 486.50 | 595.96 |
| | Rating Area 4 | | Tobacco User/Non-Tobacco User | 60 | 507.25 | 621.38 |
| | Rating Area 4 | | Tobacco User/Non-Tobacco User | 61 | 525.19 | 643.36 |
| | Rating Area 4 | | Tobacco User/Non-Tobacco User | 62 | 536.96 | 657.78 |
| | Rating Area 4 | | Tobacco User/Non-Tobacco User | 63 | 551.73 | 675.87 |
| | Rating Area 4 | | Tobacco User/Non-Tobacco User | 64 and over | 560.70 | 686.86 |
| 79279PA0090001 | Rating Area 1 | | Tobacco User/Non-Tobacco User | 0-14 | 149.08 | 149.08 |
| 79279PA0090001 | Rating Area 1 | | Tobacco User/Non-Tobacco User | 15 | 162.34 | 162.34 |
| | Rating Area 1 | | Tobacco User/Non-Tobacco User | 16 | 167.40 | 167.40 |
| | Rating Area 1 | | Tobacco User/Non-Tobacco User | 17 | 172.47 | 172.47 |
| | Rating Area 1 | | Tobacco User/Non-Tobacco User | 18 | 177.93 | 177.93 |
| | Rating Area 1 | | Tobacco User/Non-Tobacco User | 19 | 183.38 | 183.38 |
| | Rating Area 1 | | Tobacco User/Non-Tobacco User | 20 | 189.03 | 189.03 |
| | Rating Area 1 | | Tobacco User/Non-Tobacco User | 21 | 194.88 | 199.75 |
| | Rating Area 1 | | Tobacco User/Non-Tobacco User | 22 | 194.88 | 199.75 |
| | Rating Area 1 | | Tobacco User/Non-Tobacco User | 23 | 194.88 | 199.75 |
| | Rating Area 1 | | Tobacco User/Non-Tobacco User | 24 | 194.88 | 199.75 |
| | Rating Area 1 | | Tobacco User/Non-Tobacco User | 25 | 195.66 | 200.55 |
| | Rating Area 1 | | Tobacco User/Non-Tobacco User | 26 | 199.56 | 204.55 |
| | Rating Area 1 | | Tobacco User/Non-Tobacco User | 27 | 204.23 | 209.34 |
| | Rating Area 1 | | Tobacco User/Non-Tobacco User | 28 | 211.83 | 217.13 |
| | Rating Area 1 | | Tobacco User/Non-Tobacco User | 29 | 218.07 | 223.52 |
| | Rating Area 1 | | Tobacco User/Non-Tobacco User | 30 | 221.19 | 226.72 |
| | Rating Area 1 | | Tobacco User/Non-Tobacco User | 31 | 225.87 | 231.52 |
| | Rating Area 1 | | Tobacco User/Non-Tobacco User | 32 | 230.54 | 236.30 |
| | Rating Area 1 | | Tobacco User/Non-Tobacco User | 33 | 233.47 | 239.31 |
| | Rating Area 1 | | Tobacco User/Non-Tobacco User | 34 | 236.58 | 242.49 |
| | Rating Area 1 | | Tobacco User/Non-Tobacco User | 35 | 238.14 | 244.09 |
| | Rating Area 1 | | Tobacco User/Non-Tobacco User | 36 | 239.70 | 245.69 |
| | Rating Area 1 | | Tobacco User/Non-Tobacco User | 37 | 241.26 | 247.29 |
| | Rating Area 1 | | Tobacco User/Non-Tobacco User | 38 | 242.82 | 248.89 |
| | Rating Area 1 | | Tobacco User/Non-Tobacco User | 39 | 245.94 | 252.09 |
| | Rating Area 1 | | Tobacco User/Non-Tobacco User | 40 | 249.06 | 273.97 |
| | Rating Area 1 | | Tobacco User/Non-Tobacco User | 41 | 253.73 | 280.37 |
| | Rating Area 1 | | Tobacco User/Non-Tobacco User | 42 | 258.22 | 287.14 |
| | Rating Area 1 | | Tobacco User/Non-Tobacco User | 43 | 264.45 | 296.45 |
| | Rating Area 1 | | Tobacco User/Non-Tobacco User | 44 | 272.25 | 308.19 |
| | Rating Area 1 | | Tobacco User/Non-Tobacco User | 45 | 281.41 | 322.21 |
| | Rating Area 1 | | Tobacco User/Non-Tobacco User | 46 | 292.32 | 339.09 |
| | Rating Area 1 | | Tobacco User/Non-Tobacco User | 47 | 304.60 | 358.51 |
| | Rating Area 1 | | Tobacco User/Non-Tobacco User | 48 | 318.63 | 381.08 |
| | Rating Area 1 | | Tobacco User/Non-Tobacco User | 49 | 332.47 | 404.62 |
| | Rating Area 1 | | Tobacco User/Non-Tobacco User | 50 | 348.06 | 426.37 |
| | Rating Area 1 | | Tobacco User/Non-Tobacco User | 51 | 363.45 | 445.23 |
| | Rating Area 1 | | Tobacco User/Non-Tobacco User | 52 | 380.41 | 466.00 |
| | Rating Area 1 | | Tobacco User/Non-Tobacco User | 53 | 397.56 | 487.01 |
| | Rating Area 1 | | Tobacco User/Non-Tobacco User | 54 | 416.07 | 509.69 |
| | Rating Area 1 | | Tobacco User/Non-Tobacco User | 55 | 434.58 | 532.36 |
| | Rating Area 1 | | Tobacco User/Non-Tobacco User | 56 | 454.66 | 556.96 |
| | Rating Area 1 | | Tobacco User/Non-Tobacco User | 57 | 474.92 | 581.78 |
| | Rating Area 1 | | Tobacco User/Non-Tobacco User | 58 | 496.55 | 608.27 |
| | Rating Area 1 | | Tobacco User/Non-Tobacco User | 59 | 507.27 | 621.41 |
| | Rating Area 1 | | Tobacco User/Non-Tobacco User | 60 | 528.90 | 647.90 |
| | Rating Area 1 | | Tobacco User/Non-Tobacco User | 61 | 547.61 | 670.82 |
| | Rating Area 1 | | Tobacco User/Non-Tobacco User | 62 | 559.89 | 685.87 |
| | Rating Area 1 | | Tobacco User/Non-Tobacco User | 63 | 575.29 | 704.73 |
| | Rating Area 1 | | Tobacco User/Non-Tobacco User | 64 and over | 584.64 | 716.18 |
| 79279PA0090001 | Rating Area 4 | | Tobacco User/Non-Tobacco User | 0-14 | 149.08 | 149.08 |
| 79279PA0090001 | Rating Area 4 | | Tobacco User/Non-Tobacco User | 15 | 162.34 | 162.34 |
| | Rating Area 4 | | Tobacco User/Non-Tobacco User | 16 | 167.40 | 167.40 |
| | Rating Area 4 | | Tobacco User/Non-Tobacco User | 17 | 172.47 | 172.47 |
| | Rating Area 4 | | Tobacco User/Non-Tobacco User | 18 | 177.93 | 177.93 |

| | | | | | | |
|--|------------------------------|---------------|-------------------------------|-------------|--------|--------|
| | 79279PA0090001 Rating Area 4 | | Tobacco User/Non-Tobacco User | 19 | 183.38 | 183.38 |
| | 79279PA0090001 Rating Area 4 | | Tobacco User/Non-Tobacco User | 20 | 189.03 | 189.03 |
| | 79279PA0090001 Rating Area 4 | | Tobacco User/Non-Tobacco User | 21 | 194.88 | 199.75 |
| | 79279PA0090001 Rating Area 4 | | Tobacco User/Non-Tobacco User | 22 | 194.88 | 199.75 |
| | 79279PA0090001 Rating Area 4 | | Tobacco User/Non-Tobacco User | 23 | 194.88 | 199.75 |
| | 79279PA0090001 Rating Area 4 | | Tobacco User/Non-Tobacco User | 24 | 194.88 | 199.75 |
| | 79279PA0090001 Rating Area 4 | | Tobacco User/Non-Tobacco User | 25 | 195.66 | 200.55 |
| | 79279PA0090001 Rating Area 4 | | Tobacco User/Non-Tobacco User | 26 | 199.56 | 204.55 |
| | 79279PA0090001 Rating Area 4 | | Tobacco User/Non-Tobacco User | 27 | 204.23 | 209.34 |
| | 79279PA0090001 Rating Area 4 | | Tobacco User/Non-Tobacco User | 28 | 211.83 | 217.13 |
| | 79279PA0090001 Rating Area 4 | | Tobacco User/Non-Tobacco User | 29 | 218.07 | 223.52 |
| | 79279PA0090001 Rating Area 4 | | Tobacco User/Non-Tobacco User | 30 | 221.19 | 226.72 |
| | 79279PA0090001 Rating Area 4 | | Tobacco User/Non-Tobacco User | 31 | 225.87 | 231.52 |
| | 79279PA0090001 Rating Area 4 | | Tobacco User/Non-Tobacco User | 32 | 230.54 | 236.30 |
| | 79279PA0090001 Rating Area 4 | | Tobacco User/Non-Tobacco User | 33 | 233.47 | 239.31 |
| | 79279PA0090001 Rating Area 4 | | Tobacco User/Non-Tobacco User | 34 | 236.58 | 242.49 |
| | 79279PA0090001 Rating Area 4 | | Tobacco User/Non-Tobacco User | 35 | 238.14 | 244.09 |
| | 79279PA0090001 Rating Area 4 | | Tobacco User/Non-Tobacco User | 36 | 239.70 | 245.69 |
| | 79279PA0090001 Rating Area 4 | | Tobacco User/Non-Tobacco User | 37 | 241.26 | 247.29 |
| | 79279PA0090001 Rating Area 4 | | Tobacco User/Non-Tobacco User | 38 | 242.82 | 248.89 |
| | 79279PA0090001 Rating Area 4 | | Tobacco User/Non-Tobacco User | 39 | 245.94 | 252.09 |
| | 79279PA0090001 Rating Area 4 | | Tobacco User/Non-Tobacco User | 40 | 249.06 | 273.97 |
| | 79279PA0090001 Rating Area 4 | | Tobacco User/Non-Tobacco User | 41 | 253.73 | 280.37 |
| | 79279PA0090001 Rating Area 4 | | Tobacco User/Non-Tobacco User | 42 | 258.22 | 287.14 |
| | 79279PA0090001 Rating Area 4 | | Tobacco User/Non-Tobacco User | 43 | 264.45 | 296.45 |
| | 79279PA0090001 Rating Area 4 | | Tobacco User/Non-Tobacco User | 44 | 272.25 | 308.19 |
| | 79279PA0090001 Rating Area 4 | | Tobacco User/Non-Tobacco User | 45 | 281.41 | 322.21 |
| | 79279PA0090001 Rating Area 4 | | Tobacco User/Non-Tobacco User | 46 | 292.32 | 339.09 |
| | 79279PA0090001 Rating Area 4 | | Tobacco User/Non-Tobacco User | 47 | 304.60 | 358.51 |
| | 79279PA0090001 Rating Area 4 | | Tobacco User/Non-Tobacco User | 48 | 318.63 | 381.08 |
| | 79279PA0090001 Rating Area 4 | | Tobacco User/Non-Tobacco User | 49 | 332.47 | 404.62 |
| | 79279PA0090001 Rating Area 4 | | Tobacco User/Non-Tobacco User | 50 | 348.06 | 426.37 |
| | 79279PA0090001 Rating Area 4 | | Tobacco User/Non-Tobacco User | 51 | 363.45 | 445.23 |
| | 79279PA0090001 Rating Area 4 | | Tobacco User/Non-Tobacco User | 52 | 380.41 | 466.00 |
| | 79279PA0090001 Rating Area 4 | | Tobacco User/Non-Tobacco User | 53 | 397.56 | 487.01 |
| | 79279PA0090001 Rating Area 4 | | Tobacco User/Non-Tobacco User | 54 | 416.07 | 509.69 |
| | 79279PA0090001 Rating Area 4 | | Tobacco User/Non-Tobacco User | 55 | 434.58 | 532.36 |
| | 79279PA0090001 Rating Area 4 | | Tobacco User/Non-Tobacco User | 56 | 454.66 | 556.96 |
| | 79279PA0090001 Rating Area 4 | | Tobacco User/Non-Tobacco User | 57 | 474.92 | 581.78 |
| | 79279PA0090001 Rating Area 4 | | Tobacco User/Non-Tobacco User | 58 | 496.55 | 608.27 |
| | 79279PA0090001 Rating Area 4 | | Tobacco User/Non-Tobacco User | 59 | 507.27 | 621.41 |
| | 79279PA0090001 Rating Area 4 | | Tobacco User/Non-Tobacco User | 60 | 528.90 | 647.90 |
| | 79279PA0090001 Rating Area 4 | | Tobacco User/Non-Tobacco User | 61 | 547.61 | 670.82 |
| | 79279PA0090001 Rating Area 4 | | Tobacco User/Non-Tobacco User | 62 | 559.89 | 685.87 |
| | 79279PA0090001 Rating Area 4 | | Tobacco User/Non-Tobacco User | 63 | 575.29 | 704.73 |
| | 79279PA0090001 Rating Area 4 | | Tobacco User/Non-Tobacco User | 64 and over | 584.64 | 716.18 |
| | 79279PA0100001 | Rating Area 1 | Tobacco User/Non-Tobacco User | 0-14 | 119.62 | 119.62 |
| | 79279PA0100001 Rating Area 1 | | Tobacco User/Non-Tobacco User | 15 | 130.26 | 130.26 |
| | 79279PA0100001 Rating Area 1 | | Tobacco User/Non-Tobacco User | 16 | 134.32 | 134.32 |
| | 79279PA0100001 Rating Area 1 | | Tobacco User/Non-Tobacco User | 17 | 138.39 | 138.39 |
| | 79279PA0100001 Rating Area 1 | | Tobacco User/Non-Tobacco User | 18 | 142.77 | 142.77 |
| | 79279PA0100001 Rating Area 1 | | Tobacco User/Non-Tobacco User | 19 | 147.14 | 147.14 |
| | 79279PA0100001 Rating Area 1 | | Tobacco User/Non-Tobacco User | 20 | 151.68 | 151.68 |
| | 79279PA0100001 Rating Area 1 | | Tobacco User/Non-Tobacco User | 21 | 156.37 | 160.28 |
| | 79279PA0100001 Rating Area 1 | | Tobacco User/Non-Tobacco User | 22 | 156.37 | 160.28 |
| | 79279PA0100001 Rating Area 1 | | Tobacco User/Non-Tobacco User | 23 | 156.37 | 160.28 |
| | 79279PA0100001 Rating Area 1 | | Tobacco User/Non-Tobacco User | 24 | 156.37 | 160.28 |
| | 79279PA0100001 Rating Area 1 | | Tobacco User/Non-Tobacco User | 25 | 157.00 | 160.93 |
| | 79279PA0100001 Rating Area 1 | | Tobacco User/Non-Tobacco User | 26 | 160.12 | 164.12 |
| | 79279PA0100001 Rating Area 1 | | Tobacco User/Non-Tobacco User | 27 | 163.88 | 167.98 |
| | 79279PA0100001 Rating Area 1 | | Tobacco User/Non-Tobacco User | 28 | 169.97 | 174.22 |
| | 79279PA0100001 Rating Area 1 | | Tobacco User/Non-Tobacco User | 29 | 174.98 | 179.35 |
| | 79279PA0100001 Rating Area 1 | | Tobacco User/Non-Tobacco User | 30 | 177.48 | 181.92 |
| | 79279PA0100001 Rating Area 1 | | Tobacco User/Non-Tobacco User | 31 | 181.23 | 185.76 |
| | 79279PA0100001 Rating Area 1 | | Tobacco User/Non-Tobacco User | 32 | 184.99 | 189.61 |
| | 79279PA0100001 Rating Area 1 | | Tobacco User/Non-Tobacco User | 33 | 187.33 | 192.01 |

| | | | | | | |
|----------------|---------------|--|-------------------------------|-------------|--------|--------|
| 79279PA0100001 | Rating Area 1 | | Tobacco User/Non-Tobacco User | 34 | 189.83 | 194.58 |
| | Rating Area 1 | | Tobacco User/Non-Tobacco User | 35 | 191.08 | 195.86 |
| | Rating Area 1 | | Tobacco User/Non-Tobacco User | 36 | 192.34 | 197.15 |
| | Rating Area 1 | | Tobacco User/Non-Tobacco User | 37 | 193.59 | 198.43 |
| | Rating Area 1 | | Tobacco User/Non-Tobacco User | 38 | 194.84 | 199.71 |
| | Rating Area 1 | | Tobacco User/Non-Tobacco User | 39 | 197.34 | 202.27 |
| | Rating Area 1 | | Tobacco User/Non-Tobacco User | 40 | 199.84 | 219.82 |
| | Rating Area 1 | | Tobacco User/Non-Tobacco User | 41 | 203.59 | 224.97 |
| | Rating Area 1 | | Tobacco User/Non-Tobacco User | 42 | 207.19 | 230.40 |
| | Rating Area 1 | | Tobacco User/Non-Tobacco User | 43 | 212.19 | 237.86 |
| | Rating Area 1 | | Tobacco User/Non-Tobacco User | 44 | 218.45 | 247.29 |
| | Rating Area 1 | | Tobacco User/Non-Tobacco User | 45 | 225.80 | 258.54 |
| | Rating Area 1 | | Tobacco User/Non-Tobacco User | 46 | 234.56 | 272.09 |
| | Rating Area 1 | | Tobacco User/Non-Tobacco User | 47 | 244.41 | 287.67 |
| | Rating Area 1 | | Tobacco User/Non-Tobacco User | 48 | 255.66 | 305.77 |
| | Rating Area 1 | | Tobacco User/Non-Tobacco User | 49 | 266.77 | 324.66 |
| | Rating Area 1 | | Tobacco User/Non-Tobacco User | 50 | 279.28 | 342.12 |
| | Rating Area 1 | | Tobacco User/Non-Tobacco User | 51 | 291.63 | 357.25 |
| | Rating Area 1 | | Tobacco User/Non-Tobacco User | 52 | 305.23 | 373.91 |
| | Rating Area 1 | | Tobacco User/Non-Tobacco User | 53 | 318.99 | 390.76 |
| | Rating Area 1 | | Tobacco User/Non-Tobacco User | 54 | 333.85 | 408.97 |
| | Rating Area 1 | | Tobacco User/Non-Tobacco User | 55 | 348.71 | 427.17 |
| | Rating Area 1 | | Tobacco User/Non-Tobacco User | 56 | 364.81 | 446.89 |
| | Rating Area 1 | | Tobacco User/Non-Tobacco User | 57 | 381.07 | 466.81 |
| | Rating Area 1 | | Tobacco User/Non-Tobacco User | 58 | 398.43 | 488.08 |
| | Rating Area 1 | | Tobacco User/Non-Tobacco User | 59 | 407.03 | 498.61 |
| | Rating Area 1 | | Tobacco User/Non-Tobacco User | 60 | 424.39 | 519.88 |
| | Rating Area 1 | | Tobacco User/Non-Tobacco User | 61 | 439.40 | 538.27 |
| | Rating Area 1 | | Tobacco User/Non-Tobacco User | 62 | 449.25 | 550.33 |
| | Rating Area 1 | | Tobacco User/Non-Tobacco User | 63 | 461.60 | 565.46 |
| | Rating Area 1 | | Tobacco User/Non-Tobacco User | 64 and over | 469.11 | 574.66 |
| 79279PA0100001 | Rating Area 4 | | Tobacco User/Non-Tobacco User | 0-14 | 119.62 | 119.62 |
| 79279PA0100001 | Rating Area 4 | | Tobacco User/Non-Tobacco User | 15 | 130.26 | 130.26 |
| | Rating Area 4 | | Tobacco User/Non-Tobacco User | 16 | 134.32 | 134.32 |
| | Rating Area 4 | | Tobacco User/Non-Tobacco User | 17 | 138.39 | 138.39 |
| | Rating Area 4 | | Tobacco User/Non-Tobacco User | 18 | 142.77 | 142.77 |
| | Rating Area 4 | | Tobacco User/Non-Tobacco User | 19 | 147.14 | 147.14 |
| | Rating Area 4 | | Tobacco User/Non-Tobacco User | 20 | 151.68 | 151.68 |
| | Rating Area 4 | | Tobacco User/Non-Tobacco User | 21 | 156.37 | 160.28 |
| | Rating Area 4 | | Tobacco User/Non-Tobacco User | 22 | 156.37 | 160.28 |
| | Rating Area 4 | | Tobacco User/Non-Tobacco User | 23 | 156.37 | 160.28 |
| | Rating Area 4 | | Tobacco User/Non-Tobacco User | 24 | 156.37 | 160.28 |
| | Rating Area 4 | | Tobacco User/Non-Tobacco User | 25 | 157.00 | 160.93 |
| | Rating Area 4 | | Tobacco User/Non-Tobacco User | 26 | 160.12 | 164.12 |
| | Rating Area 4 | | Tobacco User/Non-Tobacco User | 27 | 163.88 | 167.98 |
| | Rating Area 4 | | Tobacco User/Non-Tobacco User | 28 | 169.97 | 174.22 |
| | Rating Area 4 | | Tobacco User/Non-Tobacco User | 29 | 174.98 | 179.35 |
| | Rating Area 4 | | Tobacco User/Non-Tobacco User | 30 | 177.48 | 181.92 |
| | Rating Area 4 | | Tobacco User/Non-Tobacco User | 31 | 181.23 | 185.76 |
| | Rating Area 4 | | Tobacco User/Non-Tobacco User | 32 | 184.99 | 189.61 |
| | Rating Area 4 | | Tobacco User/Non-Tobacco User | 33 | 187.33 | 192.01 |
| | Rating Area 4 | | Tobacco User/Non-Tobacco User | 34 | 189.83 | 194.58 |
| | Rating Area 4 | | Tobacco User/Non-Tobacco User | 35 | 191.08 | 195.86 |
| | Rating Area 4 | | Tobacco User/Non-Tobacco User | 36 | 192.34 | 197.15 |
| | Rating Area 4 | | Tobacco User/Non-Tobacco User | 37 | 193.59 | 198.43 |
| | Rating Area 4 | | Tobacco User/Non-Tobacco User | 38 | 194.84 | 199.71 |
| | Rating Area 4 | | Tobacco User/Non-Tobacco User | 39 | 197.34 | 202.27 |
| | Rating Area 4 | | Tobacco User/Non-Tobacco User | 40 | 199.84 | 219.82 |
| | Rating Area 4 | | Tobacco User/Non-Tobacco User | 41 | 203.59 | 224.97 |
| | Rating Area 4 | | Tobacco User/Non-Tobacco User | 42 | 207.19 | 230.40 |
| | Rating Area 4 | | Tobacco User/Non-Tobacco User | 43 | 212.19 | 237.86 |
| | Rating Area 4 | | Tobacco User/Non-Tobacco User | 44 | 218.45 | 247.29 |
| | Rating Area 4 | | Tobacco User/Non-Tobacco User | 45 | 225.80 | 258.54 |
| | Rating Area 4 | | Tobacco User/Non-Tobacco User | 46 | 234.56 | 272.09 |
| | Rating Area 4 | | Tobacco User/Non-Tobacco User | 47 | 244.41 | 287.67 |
| | Rating Area 4 | | Tobacco User/Non-Tobacco User | 48 | 255.66 | 305.77 |

| | | | | |
|------------------------------|-------------------------------|-------------|--------|--------|
| 79279PA0100001 Rating Area 4 | Tobacco User/Non-Tobacco User | 49 | 266.77 | 324.66 |
| 79279PA0100001 Rating Area 4 | Tobacco User/Non-Tobacco User | 50 | 279.28 | 342.12 |
| 79279PA0100001 Rating Area 4 | Tobacco User/Non-Tobacco User | 51 | 291.63 | 357.25 |
| 79279PA0100001 Rating Area 4 | Tobacco User/Non-Tobacco User | 52 | 305.23 | 373.91 |
| 79279PA0100001 Rating Area 4 | Tobacco User/Non-Tobacco User | 53 | 318.99 | 390.76 |
| 79279PA0100001 Rating Area 4 | Tobacco User/Non-Tobacco User | 54 | 333.85 | 408.97 |
| 79279PA0100001 Rating Area 4 | Tobacco User/Non-Tobacco User | 55 | 348.71 | 427.17 |
| 79279PA0100001 Rating Area 4 | Tobacco User/Non-Tobacco User | 56 | 364.81 | 446.89 |
| 79279PA0100001 Rating Area 4 | Tobacco User/Non-Tobacco User | 57 | 381.07 | 466.81 |
| 79279PA0100001 Rating Area 4 | Tobacco User/Non-Tobacco User | 58 | 398.43 | 488.08 |
| 79279PA0100001 Rating Area 4 | Tobacco User/Non-Tobacco User | 59 | 407.03 | 498.61 |
| 79279PA0100001 Rating Area 4 | Tobacco User/Non-Tobacco User | 60 | 424.39 | 519.88 |
| 79279PA0100001 Rating Area 4 | Tobacco User/Non-Tobacco User | 61 | 439.40 | 538.27 |
| 79279PA0100001 Rating Area 4 | Tobacco User/Non-Tobacco User | 62 | 449.25 | 550.33 |
| 79279PA0100001 Rating Area 4 | Tobacco User/Non-Tobacco User | 63 | 461.60 | 565.46 |
| 79279PA0100001 Rating Area 4 | Tobacco User/Non-Tobacco User | 64 and over | 469.11 | 574.66 |